



US00D530112S

(12) **United States Design Patent** (10) **Patent No.:** **US D530,112 S**
Wilson et al. (45) **Date of Patent:** **** Oct. 17, 2006**

(54) **COUCH**

(75) Inventors: **James A. Wilson**, Minneapolis, MN (US); **Ryan P. McCoy**, Falcon Heights, MN (US)

(73) Assignee: **Target Brands, Inc.**, Minneapolis, MN (US)

(**) Term: **14 Years**

(21) Appl. No.: **29/239,716**

(22) Filed: **Oct. 3, 2005**

(51) **LOC (8) Cl.** **06-01**

(52) **U.S. Cl.** **D6/381**

(58) **Field of Classification Search** D6/332, D6/335-337, 340, 349, 355, 352-353, 369-370, D6/381, 495, 499-502; 5/12.1; 108/118, 108/119, 137; 297/16.1-16.2, 451.9, 452.11, 297/452.63, 217.1, 31, 175, 423.1, 423.16, 297/461, 232

See application file for complete search history.

(56) **References Cited**

U.S. PATENT DOCUMENTS

2,723,712 A	11/1955	Yellen	
D183,743 S	10/1958	Howell, Jr.	
2,930,430 A	3/1960	Bloom	
3,180,685 A	4/1965	Rogalski et al.	
3,642,323 A	2/1972	Taylor	
3,656,808 A	4/1972	Chang	
3,694,030 A	9/1972	Grosfillex	
3,729,229 A *	4/1973	Minsker	297/440.13
3,899,210 A	8/1975	Samhammer et al.	
D239,581 S *	4/1976	Cuneo	D6/334
D242,310 S	11/1976	Fister	
D244,643 S	6/1977	Deaton et al.	
D249,989 S	10/1978	Radaelli	
D270,502 S	9/1983	Coronado	
4,421,356 A *	12/1983	Singer	297/16.1
D295,238 S	4/1988	Gammelgaard	
D304,266 S *	10/1989	Frinier	D6/381
D368,176 S *	3/1996	Mourgue	D6/381
5,496,094 A	3/1996	Schwartzkopf et al.	

5,499,857 A *	3/1996	Lynch, Jr.	297/16.2
D387,570 S *	12/1997	Mourgue	D6/335
D397,264 S *	8/1998	Joseph	D6/502
6,332,646 B1	12/2001	Tseng	
D460,874 S *	7/2002	Joseph	D6/375
6,447,057 B1	9/2002	Chen	
D475,860 S	6/2003	Yang	
6,616,238 B1	9/2003	Guery-Strahm	
6,702,371 B1	3/2004	Zheng	
6,840,573 B1 *	1/2005	Yao	297/16.1
6,848,740 B1 *	2/2005	Reese	297/16.1
6,932,425 B1 *	8/2005	Tseng	297/46
6,938,951 B1 *	9/2005	Tseng	297/16.1
6,971,712 B1 *	12/2005	Tseng	297/32

* cited by examiner

Primary Examiner—Sandra S. Snapp
(74) *Attorney, Agent, or Firm*—Dicke, Billig & Czaja, PLLC

(57) **CLAIM**

The ornamental design for a couch, as shown and described.

DESCRIPTION

FIG. 1 is a perspective view of a couch according to an embodiment of the invention, with elements in dashed lines forming no part of the claimed design.


FIG. 2 is a right side view of a couch according to an embodiment of the invention, with elements in dashed lines forming no part of the claimed design. A left side view of a couch is an identical mirror image of FIG. 2 and is omitted. FIG. 3 is a front view of a couch according to an embodiment of the invention, with elements in dashed lines forming no part of the claimed design.

FIG. 4 is a back view of a couch according to an embodiment of the invention, with elements in dashed lines forming no part of the claimed design.

FIG. 5 is a top view of a couch according to an embodiment of the invention, with elements in dashed lines forming no part of the claimed design; and,

FIG. 6 is a bottom view of a couch according to an embodiment of the invention, with elements in dashed lines forming no part of the claimed design.

1 Claim, 3 Drawing Sheets






FIG. 1

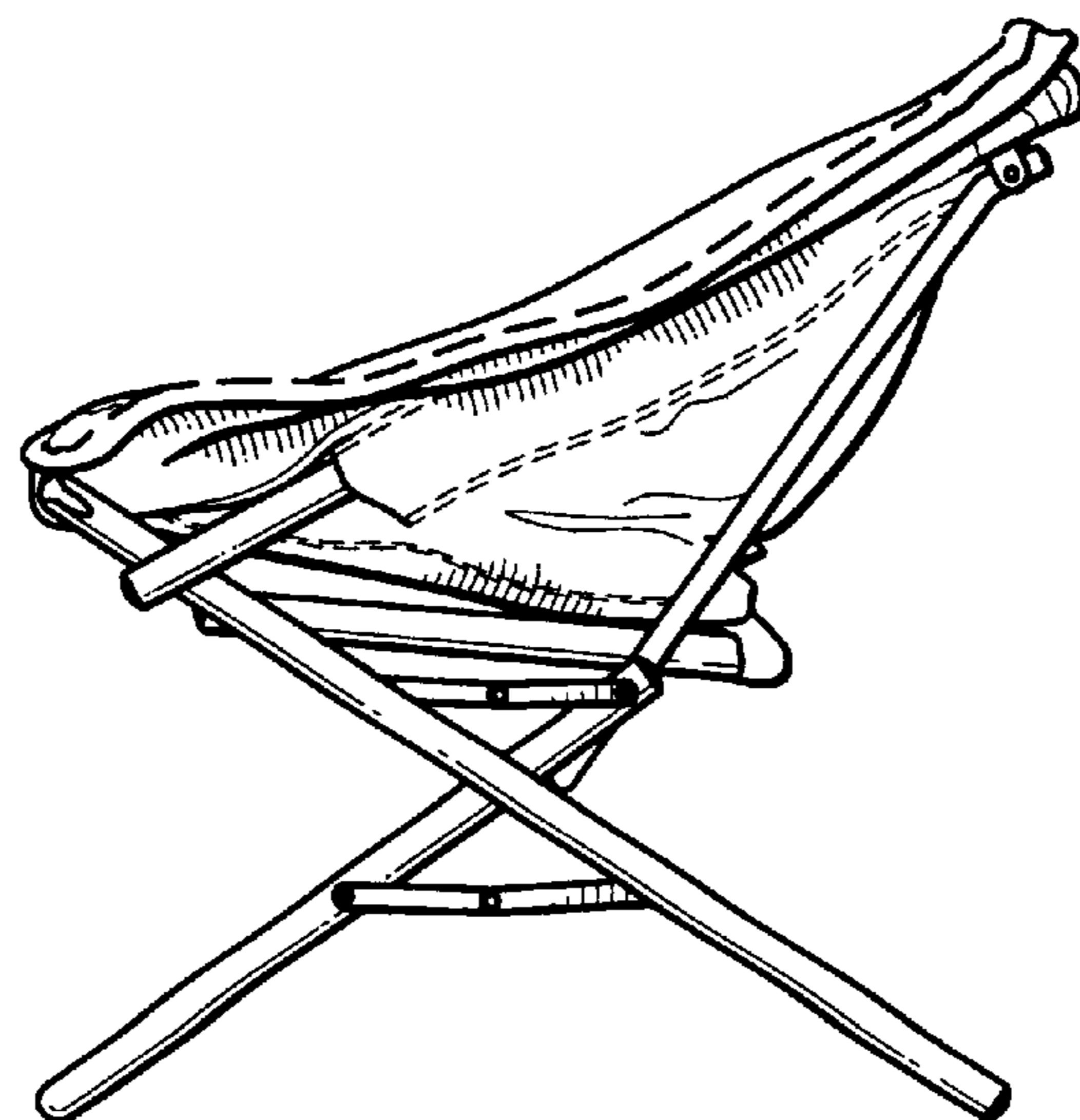


FIG. 2

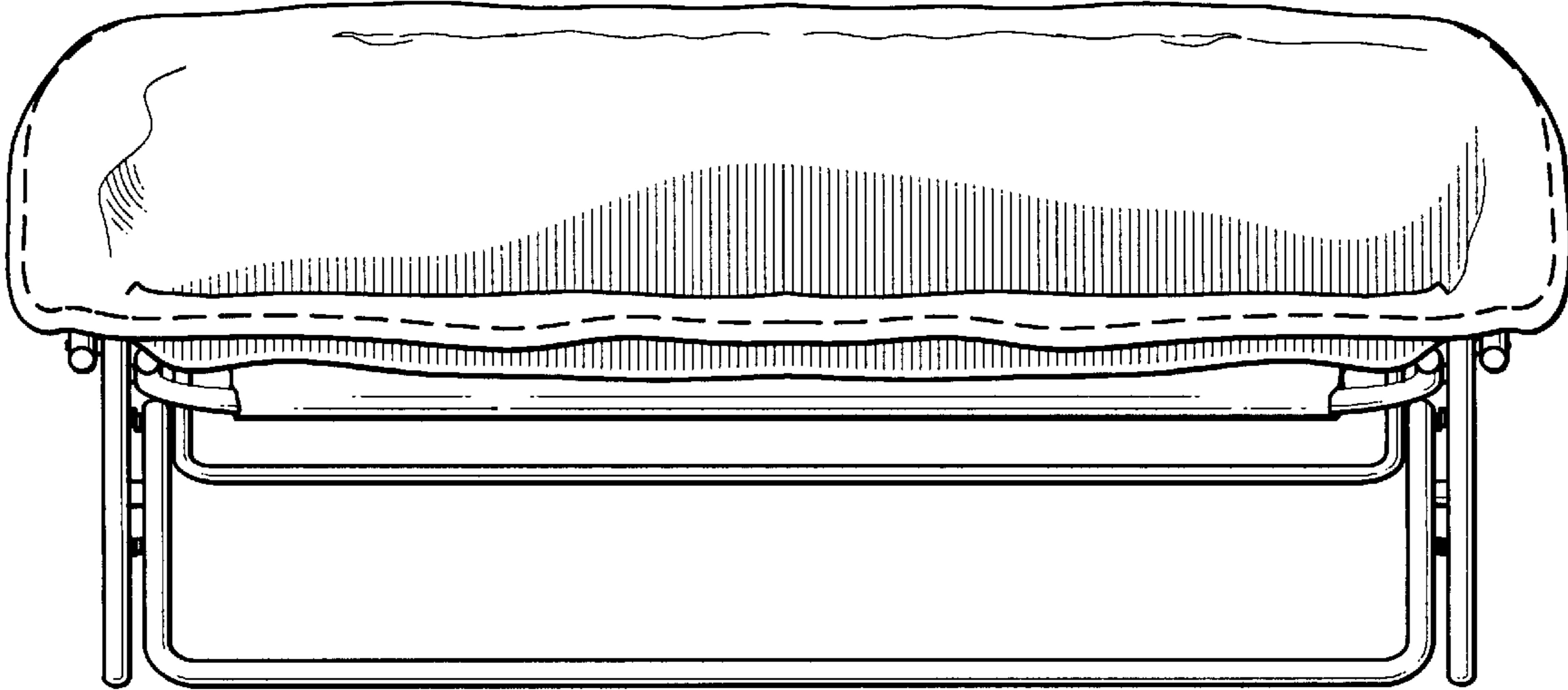


FIG. 3

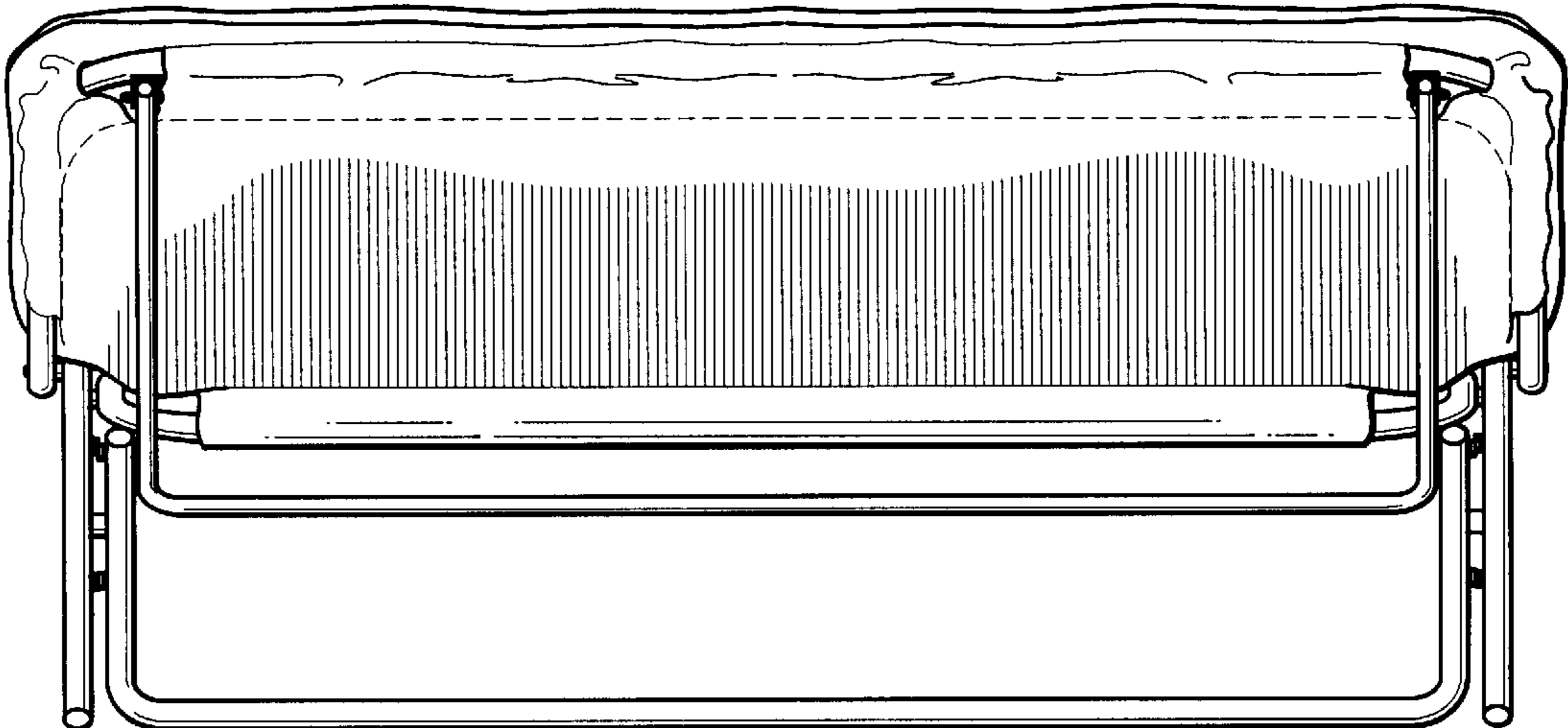


FIG. 4

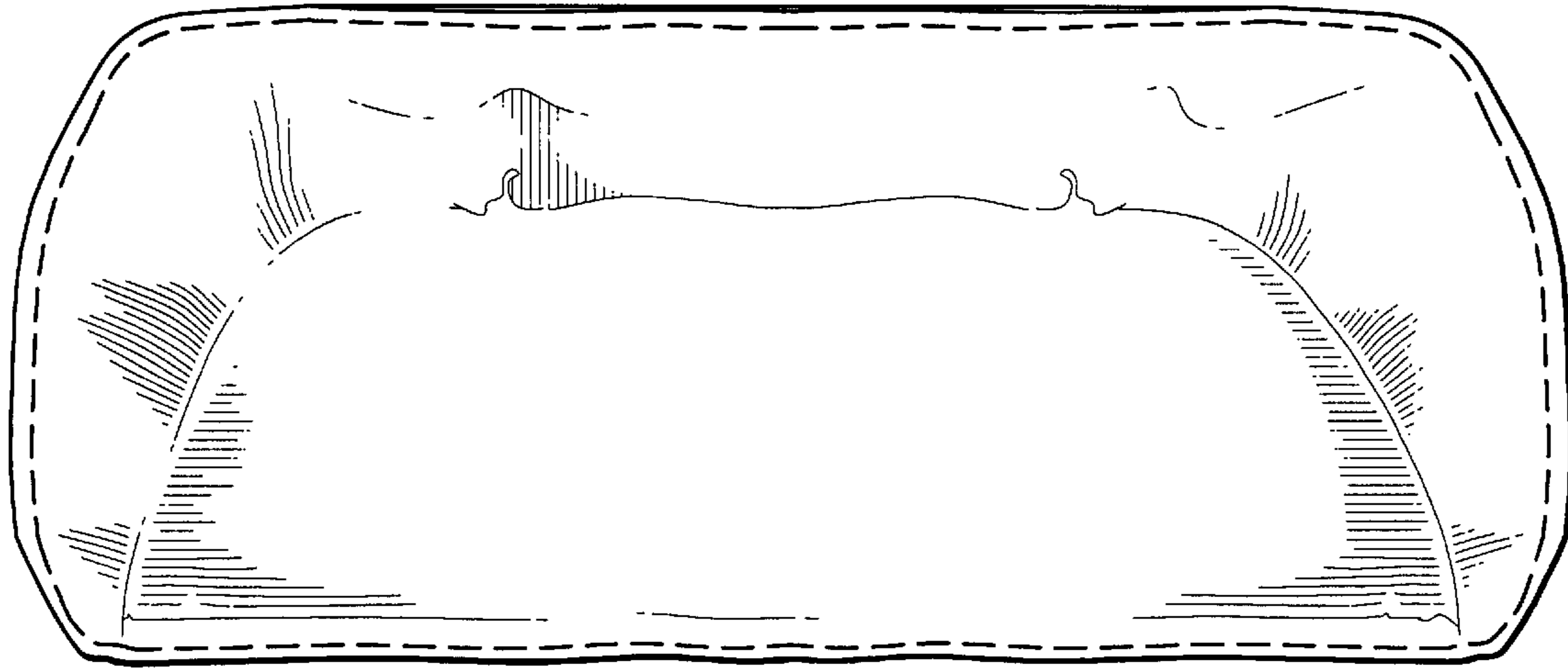


FIG. 5

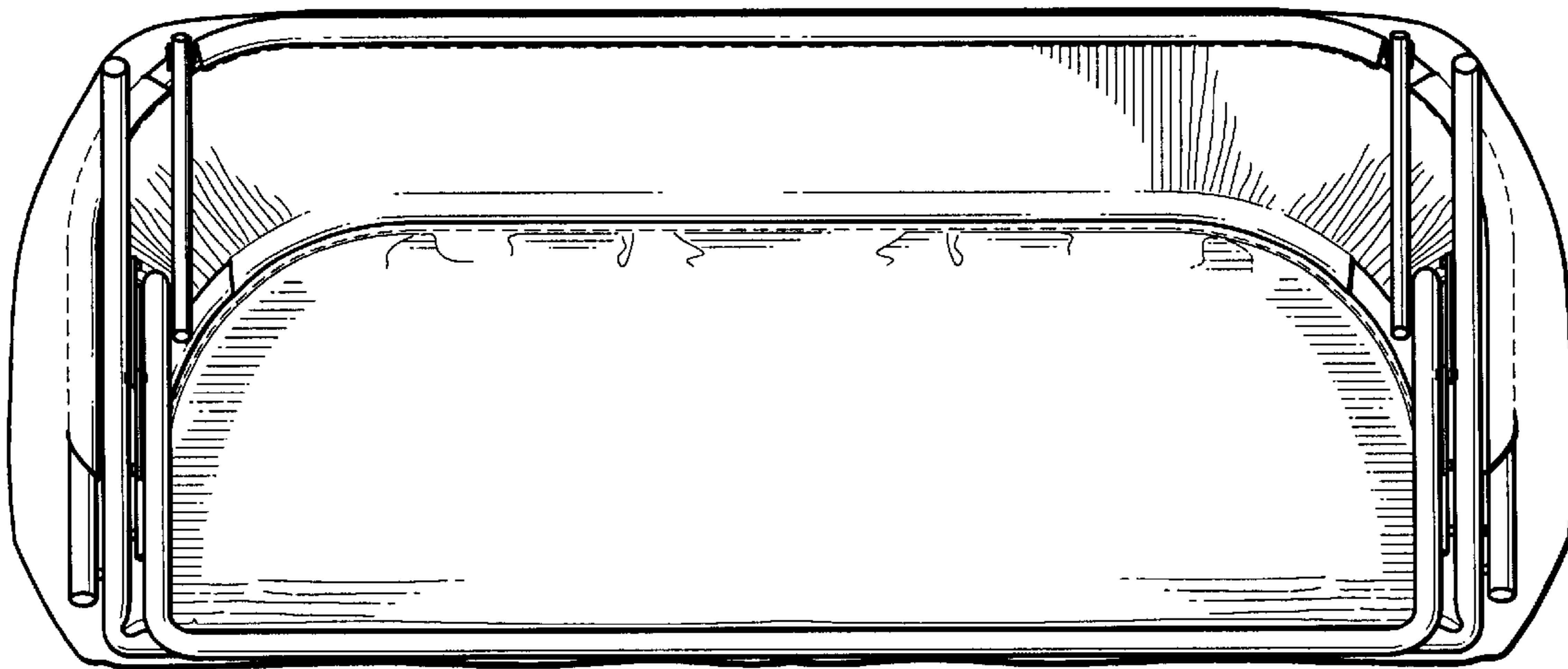


FIG. 6