



US00D530109S

(12) **United States Design Patent**  
**Barrett**

(10) **Patent No.:** **US D530,109 S**

(45) **Date of Patent:** **\*\* Oct. 17, 2006**

(54) **OTTOMAN**

(75) **Inventor:** **Shawn Barrett**, Libertyville, IL (US)

(73) **Assignee:** **Brunswick Bowling & Billiards Corporation**, Lake Forest, IL (US)

(\*\*) **Term:** **14 Years**

(21) **Appl. No.:** **29/232,950**

(22) **Filed:** **Jun. 24, 2005**

(51) **LOC (8) Cl.** ..... **06-01**

(52) **U.S. Cl.** ..... **D6/352**

(58) **Field of Classification Search** ..... D6/332,  
D6/335-337, 340, 349, 355, 352-353, 369-370,  
D6/381, 495, 499-502; 5/12.1; 108/118,  
108/119, 137; 297/16.1-16.2, 451.9, 452.11,  
297/452.63, 217.1, 31, 175, 423.1, 423.16,  
297/461, 232

See application file for complete search history.

(56) **References Cited**

**U.S. PATENT DOCUMENTS**

D140,926 S	*	4/1945	Danzinger	.....	D27/190
D151,984 S	*	12/1948	Guertin	.....	D6/336
D173,300 S	*	10/1954	Bottlemiller et al.	.....	D6/352
3,536,359 A	*	10/1970	Amos	.....	297/462
D233,478 S	*	10/1974	McQuarrie	.....	D14/199
D238,037 S	*	12/1975	Gold	.....	D6/451
D254,941 S	*	5/1980	Simmons	.....	D6/349
D342,843 S	*	1/1994	Kuntz	.....	D6/455
D365,237 S		12/1995	Stirling et al.		
D377,124 S		1/1997	Stirling et al.		

D427,802 S		7/2000	Adler et al.	
D460,641 S	*	7/2002	O'Hare et al.	..... D6/495
D478,427 S		8/2003	Ford et al.	
D480,883 S		10/2003	Williams et al.	
6,848,741 B1		2/2005	Ford et al.	

**OTHER PUBLICATIONS**

“Brunswick Furniture—Innovations in Bowling Center Furniture,” 1 page, 2005.  
“US Bowling Corporation New Designer Furniture Series,” 1 page, Jun. 24, 2005.  
Photograph of Bowling Center Furniture, 1 page, 2002.

\* cited by examiner

*Primary Examiner*—Sandra S. Snapp  
(74) *Attorney, Agent, or Firm*—Brinks Hofer Gilson & Lione

(57) **CLAIM**

The ornamental design for an ottoman, as shown and described.

**DESCRIPTION**

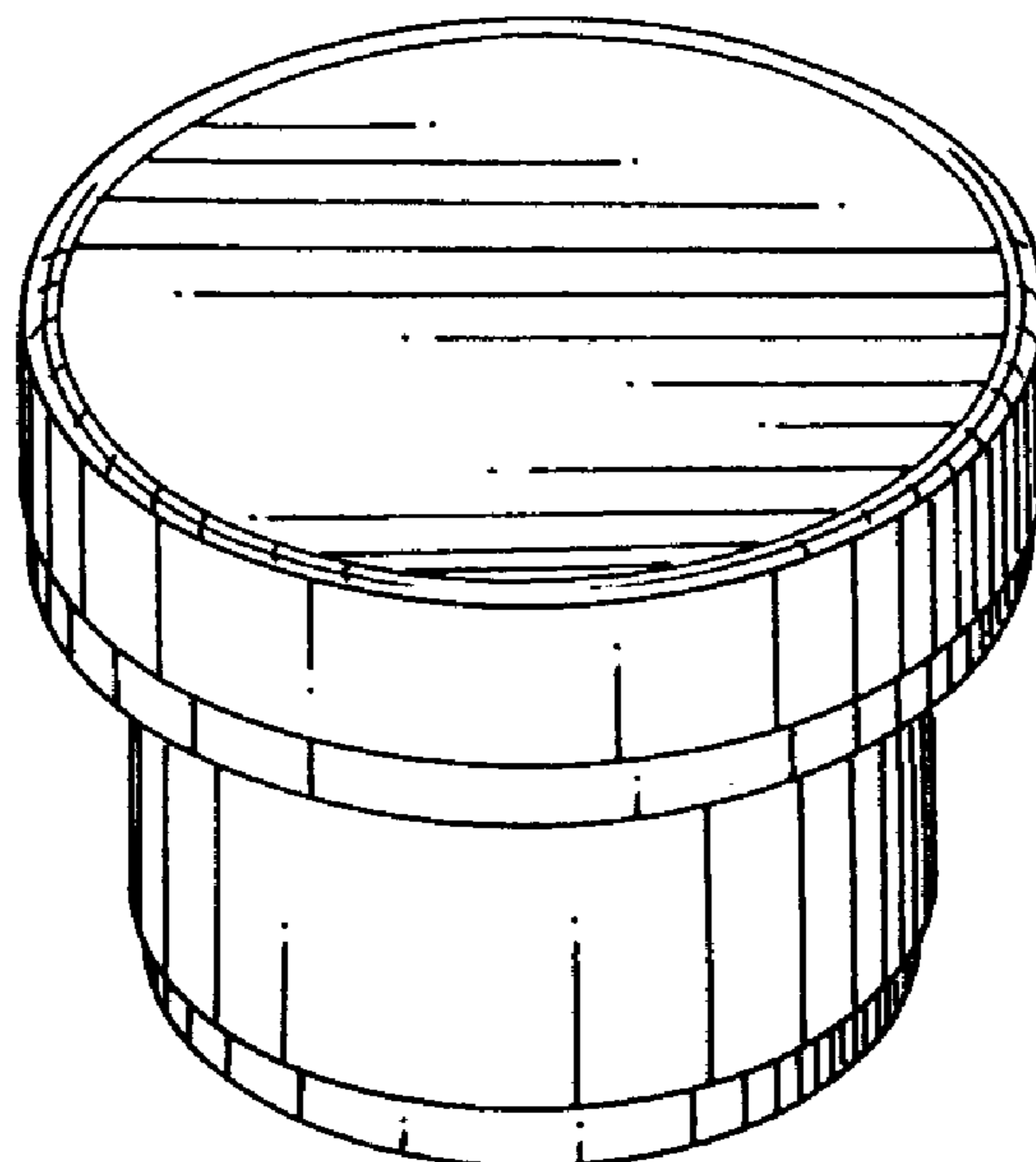
FIG. 1 is a perspective view of an ottoman that incorporates my new design.

FIG. 2 is a top view thereof.

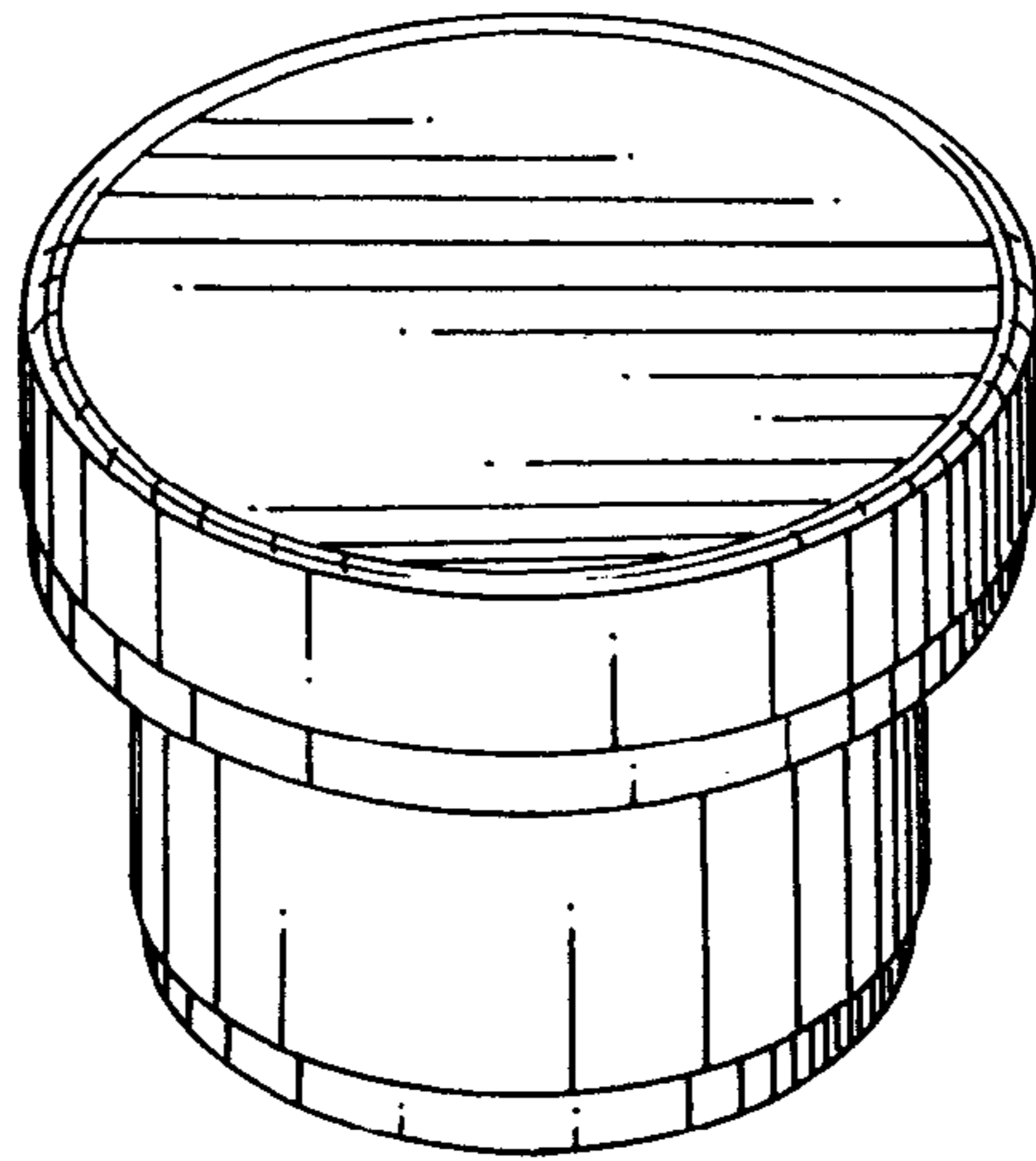
FIG. 3 is a bottom view thereof; and,

FIG. 4 is a left-side view thereof. The right-side view, rear view, and front view are mirror images of the left-side view. The broken line showing of the ottoman feet is for illustrative purposes only and forms no part of the claimed design.

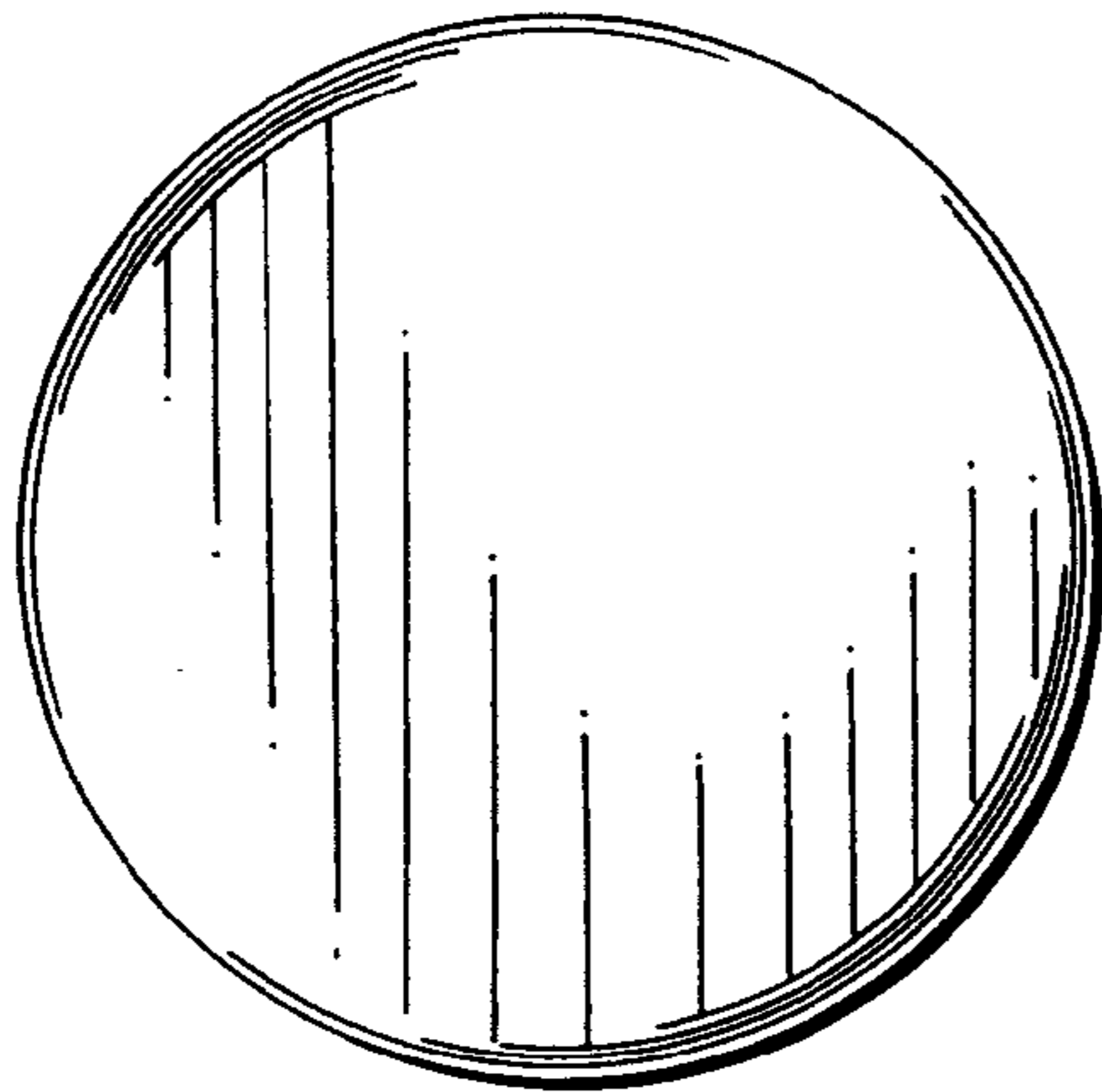
**1 Claim, 1 Drawing Sheet**



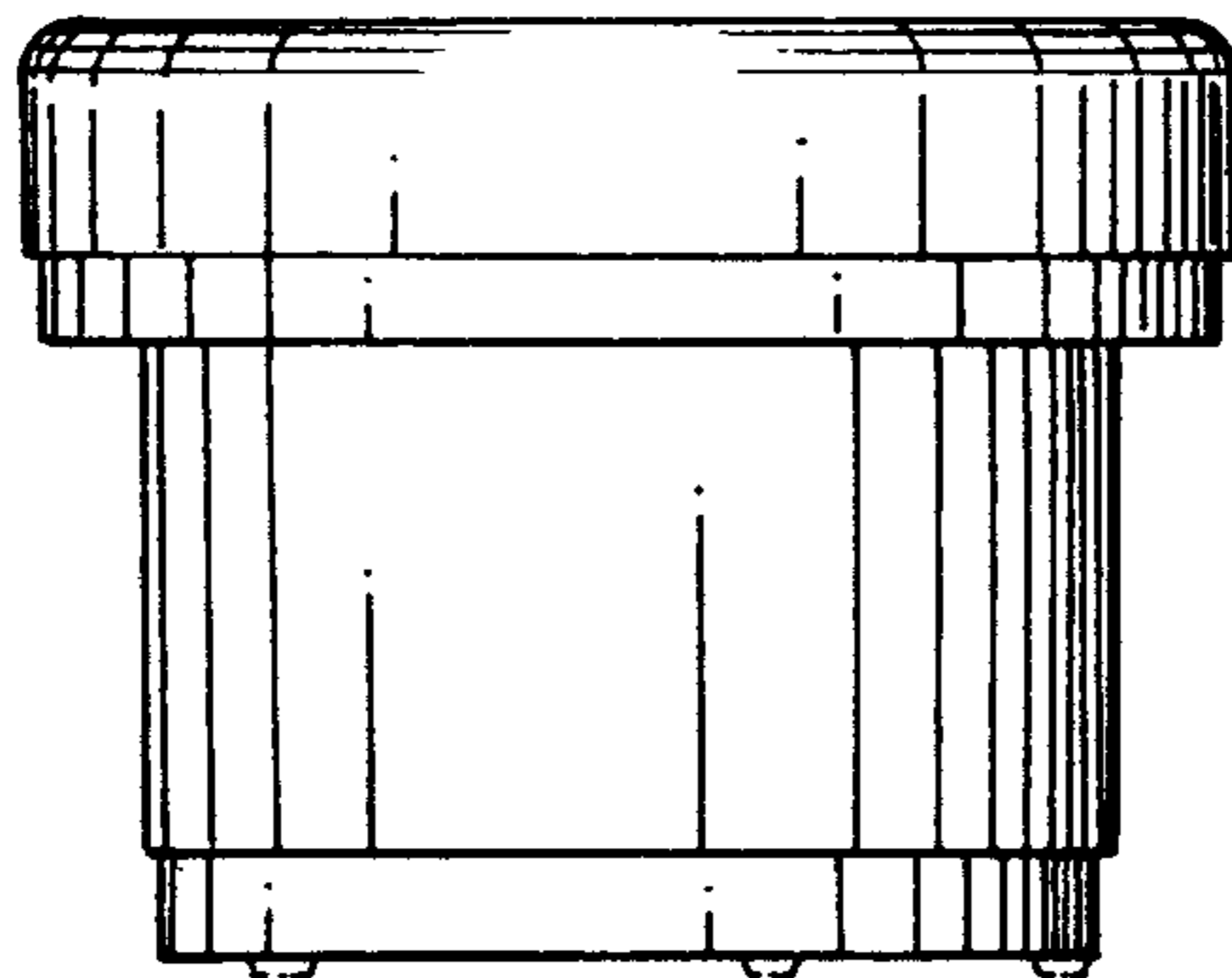
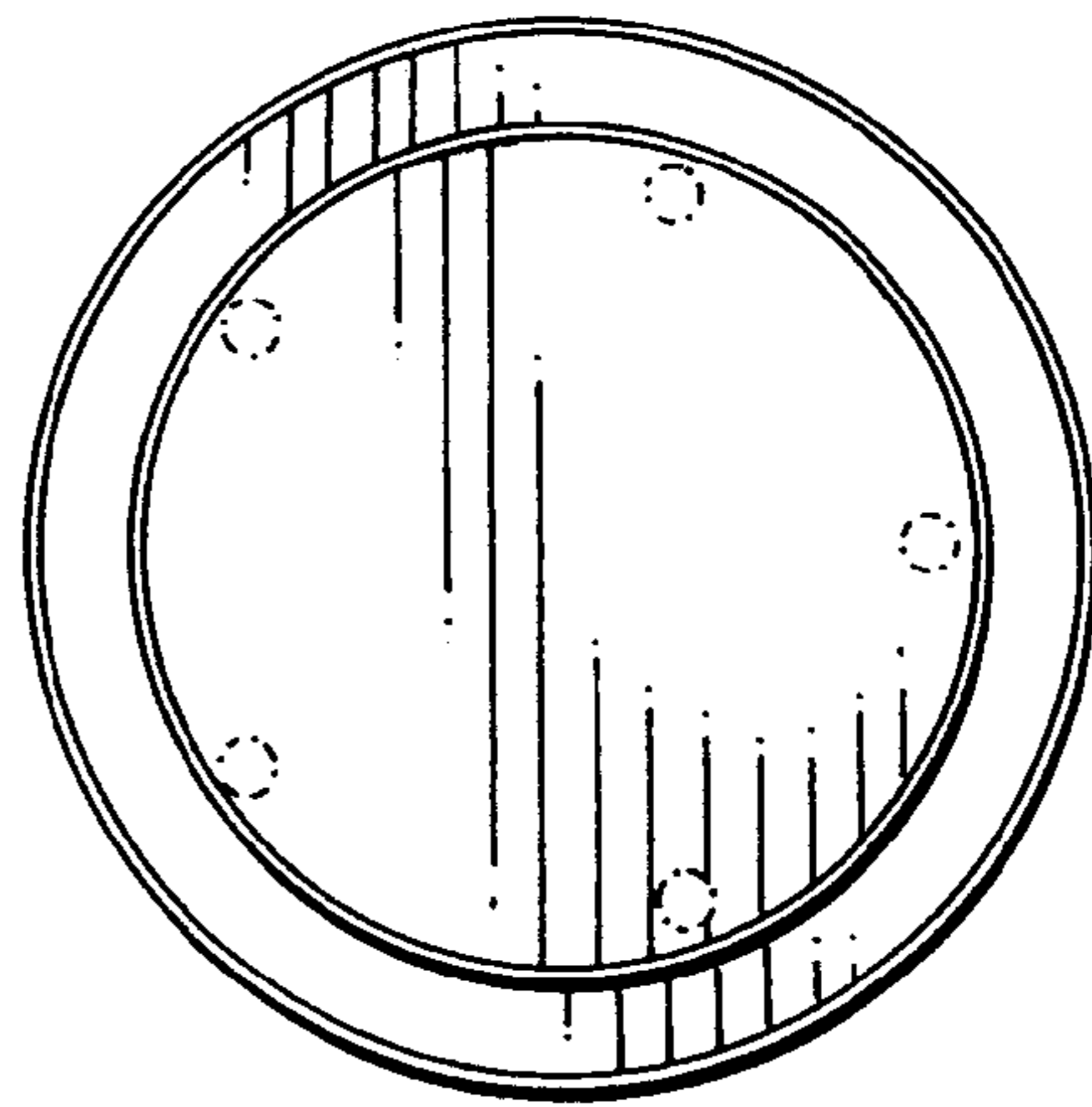
*Fig. 1*



*Fig. 2*



*Fig. 3*



*Fig. 4*