



US00D530091S

(12) **United States Design Patent**  
**Chang**

(10) **Patent No.:** **US D530,091 S**

(45) **Date of Patent:** **\*\* Oct. 17, 2006**

(54) **FILE FOLDER**

(76) Inventor: **Jui Yang Chang**, No. 185, Minjh Road,  
Chinshui Town, Taichung Hsien 43651  
(TW)

(\*\*) Term: **14 Years**

(21) Appl. No.: **29/244,131**

(22) Filed: **Dec. 6, 2005**

(51) **LOC (8) Cl.** ..... **03-01**

(52) **U.S. Cl.** ..... **D3/290; D3/284**

(58) **Field of Classification Search** ..... D3/273,  
D3/276, 283, 284, 290, 287, 303, 900; 206/425;  
190/100, 109, 107, 119, 900; 229/67.1  
See application file for complete search history.

(56) **References Cited**

**U.S. PATENT DOCUMENTS**

D260,578 S	*	9/1981	Cox	.....	D3/290
5,271,502 A	*	12/1993	Chang	.....	206/425
5,630,509 A	*	5/1997	Su	.....	206/425
D405,266 S	*	2/1999	Chisholm	.....	D3/303
5,954,170 A	*	9/1999	Chisholm	.....	190/109
D449,166 S	*	10/2001	Shapiro	.....	D3/303
D456,135 S	*	4/2002	Shapiro	.....	D3/303
D459,887 S	*	7/2002	Johnson	.....	D3/303
D465,331 S	*	11/2002	Shapiro	.....	D3/303

D471,014 S	*	3/2003	Shapiro	.....	D3/303
D472,707 S	*	4/2003	Ong	.....	D3/290
D481,074 S	*	10/2003	Shapiro et al.	.....	D19/90
D487,191 S	*	3/2004	Ong	.....	D3/290

**OTHER PUBLICATIONS**

Office Max Catalog, p. 127, monarch computer overnighter with accordion file, found on google catalogs search engine.\*

\* cited by examiner

*Primary Examiner*—Philip S. Hyder

(74) *Attorney, Agent, or Firm*—Charles E. Baxley

(57) **CLAIM**

The ornamental design for a file folder, as shown and described.

**DESCRIPTION**

FIG. 1 is a perspective view of a file folder showing my new design;

FIG. 2 is a front elevational view thereof;

FIG. 3 is a rear elevational view thereof;

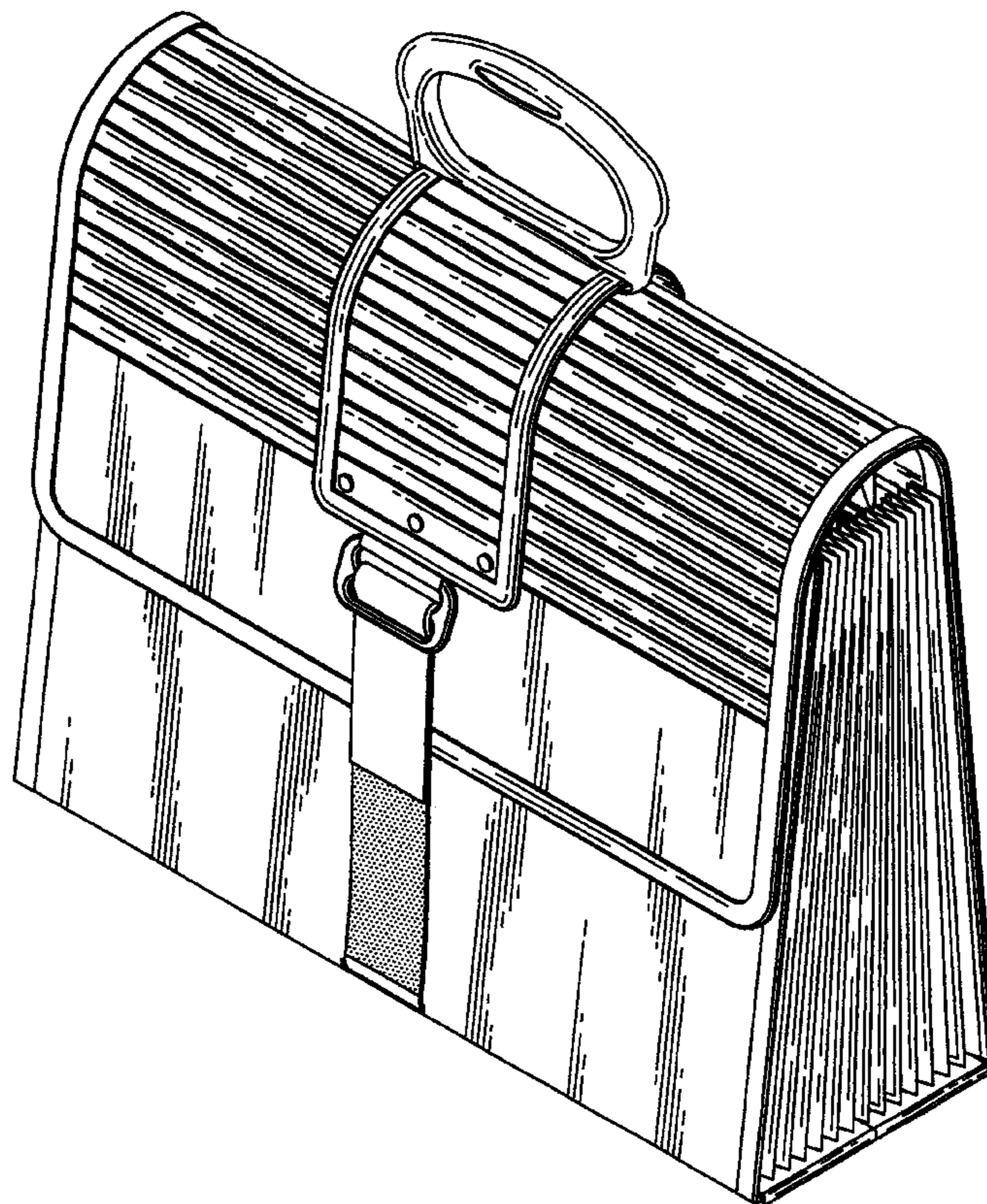
FIG. 4 is a top plan view thereof;

FIG. 5 is a bottom plan view thereof;

FIG. 6 is a left side elevational view thereof; and,

FIG. 7 is a right side elevational view thereof.

**1 Claim, 5 Drawing Sheets**



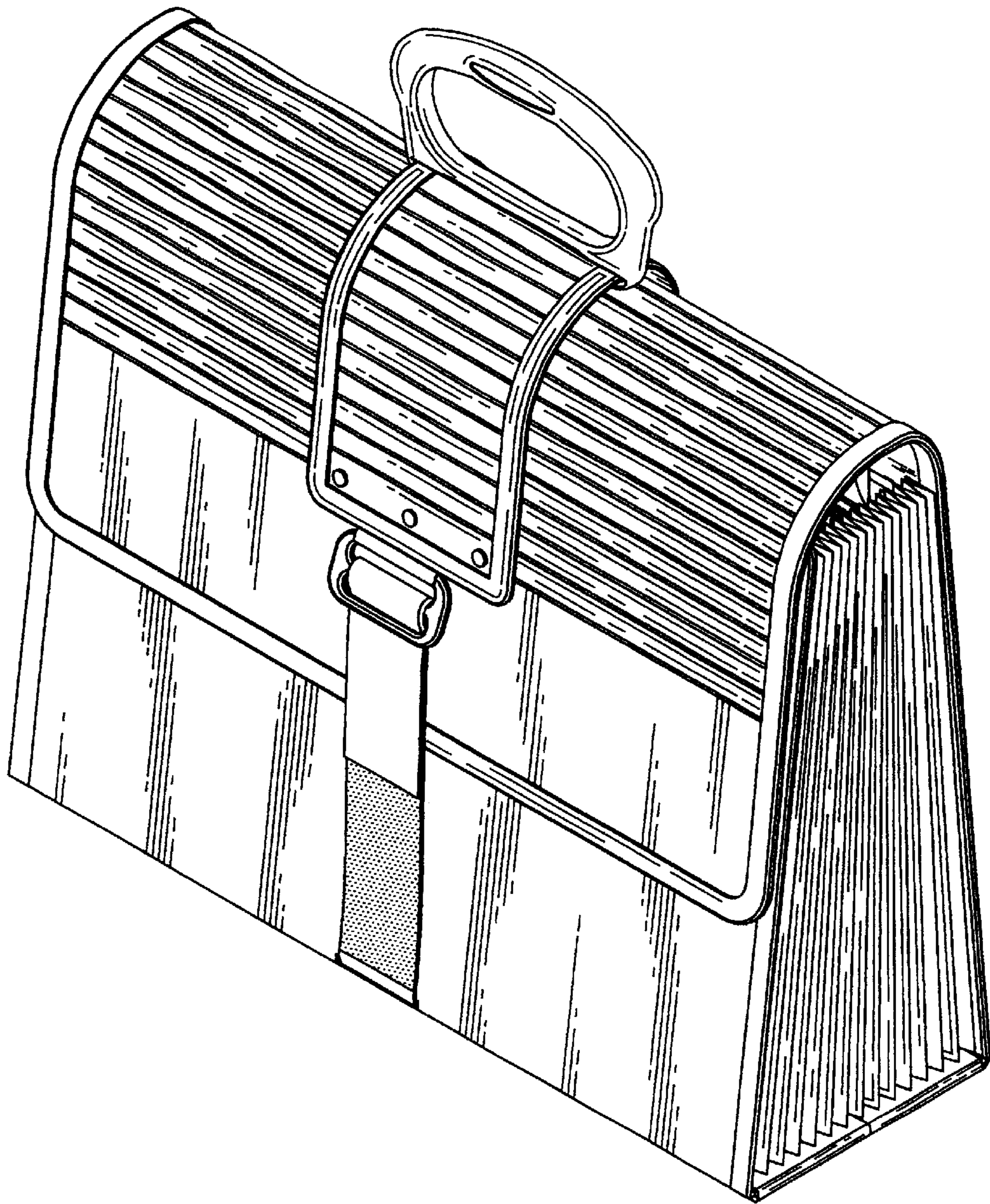


FIG. 1



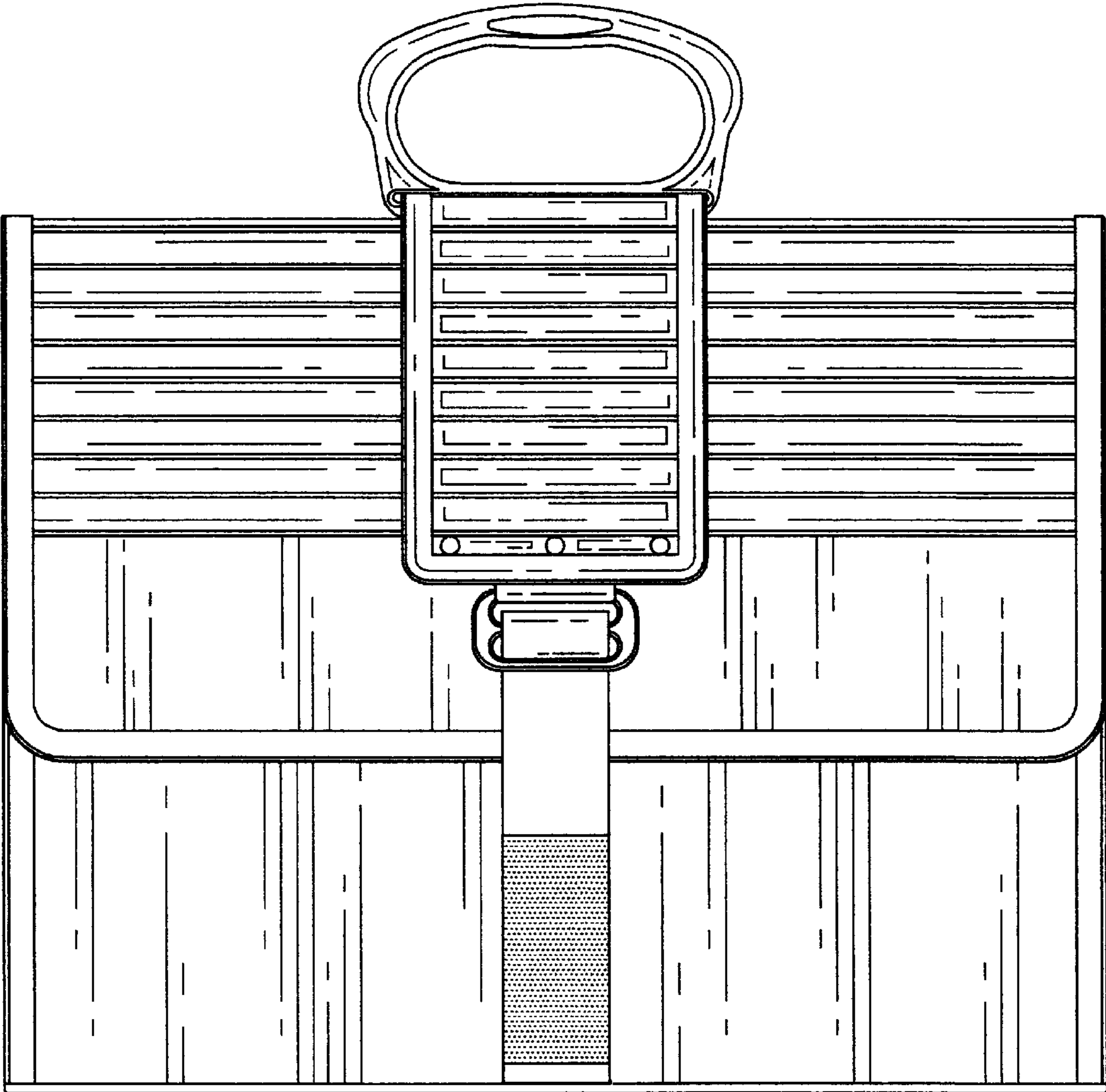


FIG. 2

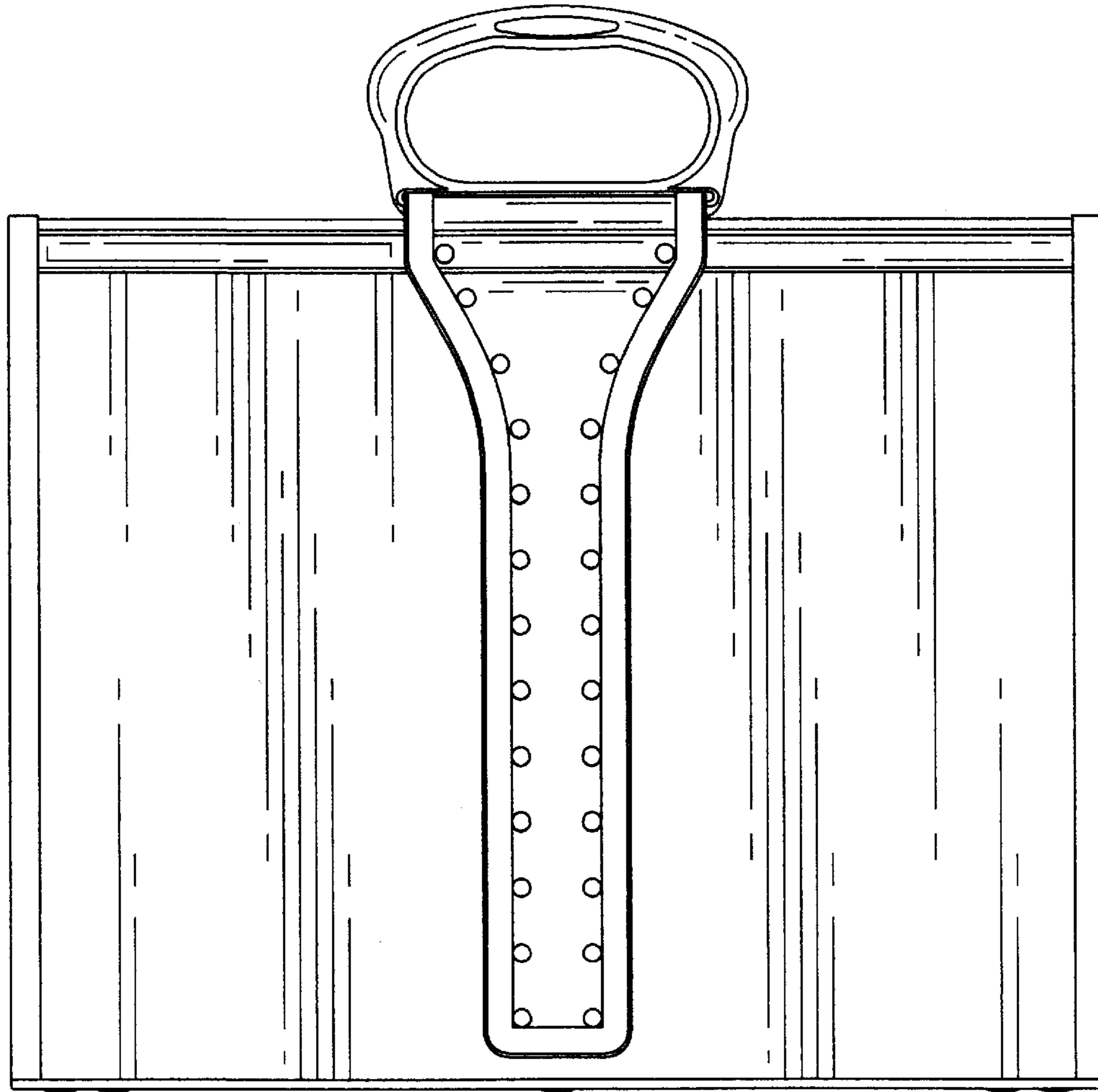


FIG. 3




FIG. 4

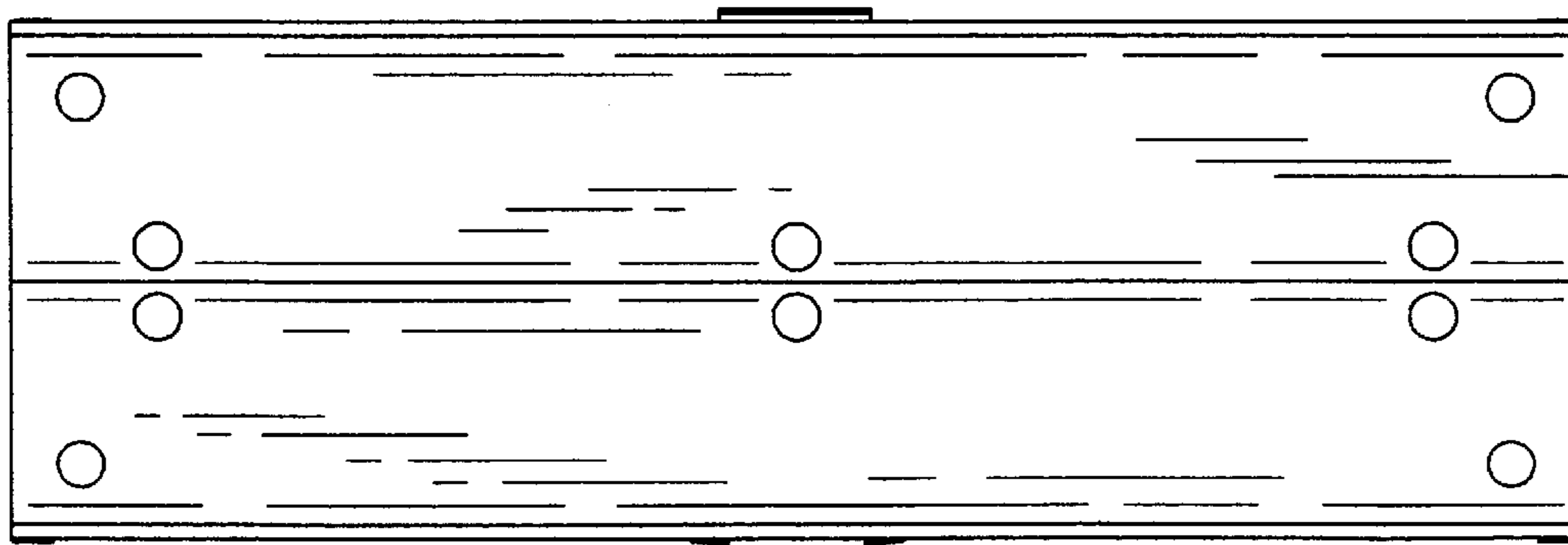


FIG. 5




FIG. 6




FIG. 7