

US00D530089S

(12) **United States Design Patent**
Silverman

(10) **Patent No.:** **US D530,089 S**

(45) **Date of Patent:** **** Oct. 17, 2006**

(54) **STORAGE BAG**

(76) **Inventor:** **Michael H. Silverman**, 12626 Granite Ridge Dr., Gaithersburg, MD (US) 20878

(**) **Term:** **14 Years**

(21) **Appl. No.:** **29/223,524**

(22) **Filed:** **Feb. 16, 2005**

(51) **LOC (8) Cl.** **03-01**

(52) **U.S. Cl.** **D3/287; D3/290**

(58) **Field of Classification Search** D3/203.1, D3/203.6-203.7, 221, 254, 260, 262, 273, D3/283, 287-290, 299, 904-905; 150/112, 150/117; 190/15.1, 103, 107, 109, 111-112; 206/315.11, 579, 589
See application file for complete search history.

(56) **References Cited**

U.S. PATENT DOCUMENTS

2,461,526	A	*	2/1949	Cull et al.	224/651
D291,149	S	*	8/1987	Smith	D3/287
4,739,809	A	*	4/1988	Adams	150/112
D308,916	S	*	7/1990	Dinham	D12/416
D396,144	S	*	7/1998	Farmer	D3/287
D396,745	S	*	8/1998	Peterson	D3/216
6,267,276	B1	*	7/2001	Cook	224/183
D451,166	S	*	11/2001	Stanbury et al.	D22/134
D485,061	S	*	1/2004	Noell et al.	D3/226
D490,242	S	*	5/2004	Hassett	D3/267
D495,489	S	*	9/2004	Messina-Brown	D3/283
D503,279	S	*	3/2005	Smith	D3/283

OTHER PUBLICATIONS

M-3 Combat Medic Bag. Downloaded Dec. 12, 2005 at <http://www.imsplus.com/ims24.html>.*

London Bridge Medical Bag. Downloaded Dec. 12, 2005 at <http://elitetacticalsources.com/client/details.php?pid=2948>.*

Combat Lifesaver Medic Bag, Product ID: 25-6223-4, <http://www.hsgear.biz/Combat+Lifesaver+Medic+Bags.html>, Jun. 29, 2005.

* cited by examiner

Primary Examiner—Philip S. Hyder

Assistant Examiner—RoseLynne (Ulm) Cody

(74) *Attorney, Agent, or Firm*—Edell, Shapiro & Finnan, LLC

(57) **CLAIM**

The ornamental design for a storage bag, as shown and described.

DESCRIPTION

FIG. 1 is a perspective view of a storage bag according to the present invention;

FIG. 2 is an enlarged front view of the bag of FIG. 1;

FIG. 3 is an enlarged rear view of the bag of FIG. 1;

FIG. 4 is an enlarged left side view of the bag of FIG. 1;


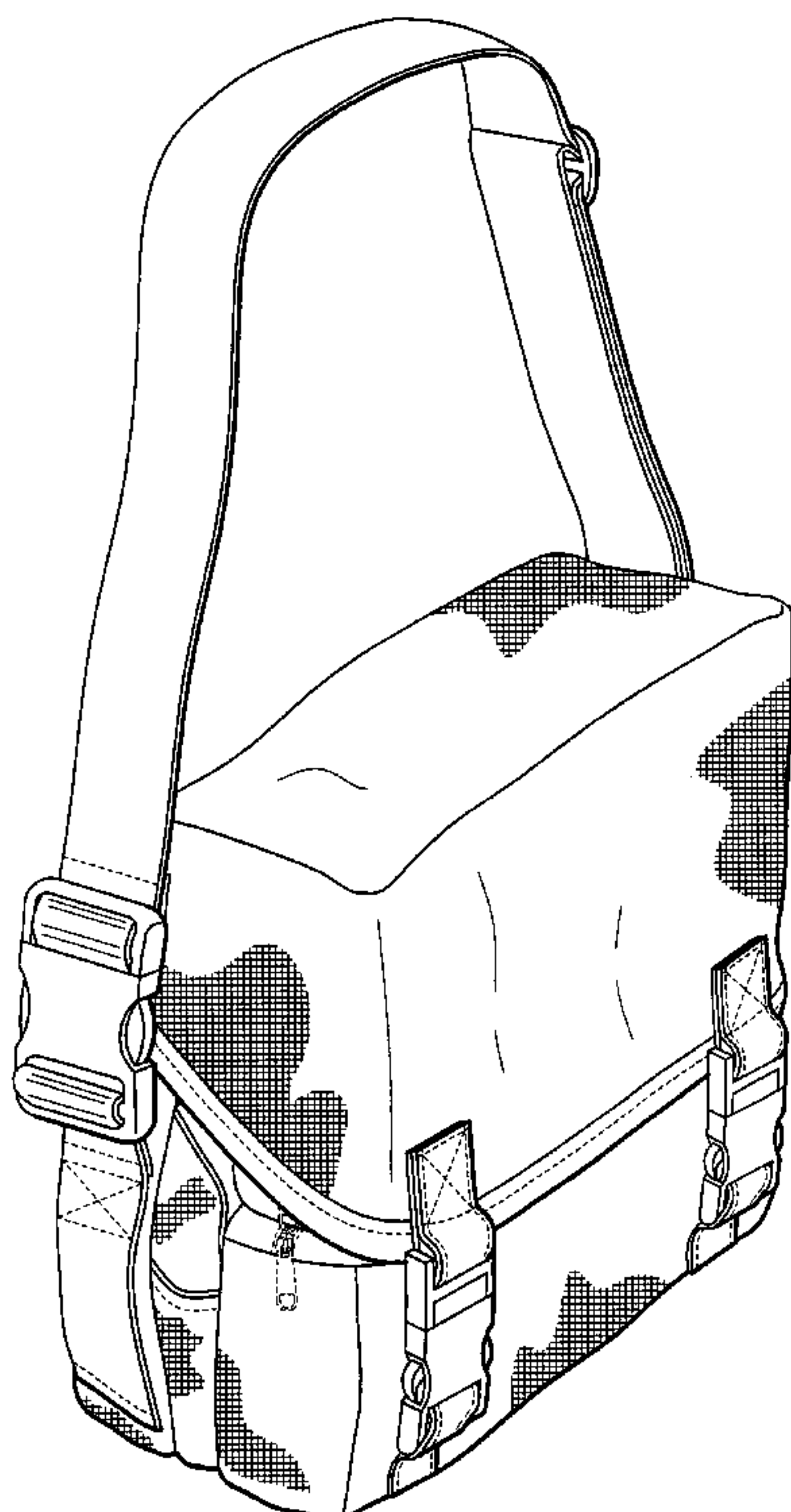
FIG. 5 is an enlarged right side view of the bag of FIG. 1;

FIG. 6 is an enlarged top view of the bag of FIG. 1; and,

FIG. 7 is an enlarged bottom view of the bag of FIG. 1.

The broken lines illustrating the zippers and the stitching in the figures are for illustrative purposes only and form no part of the claimed design.

1 Claim, 6 Drawing Sheets



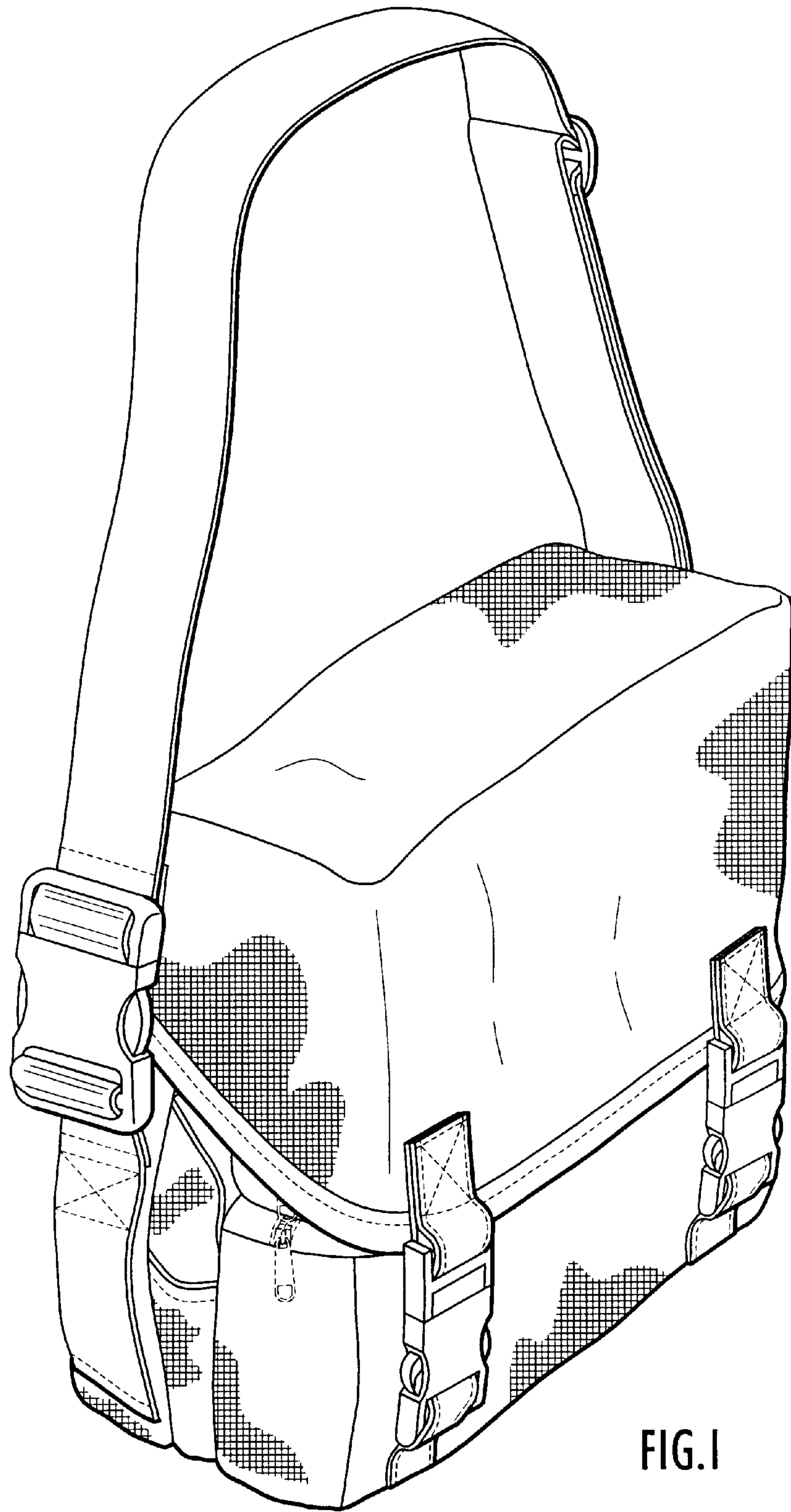


FIG. 1

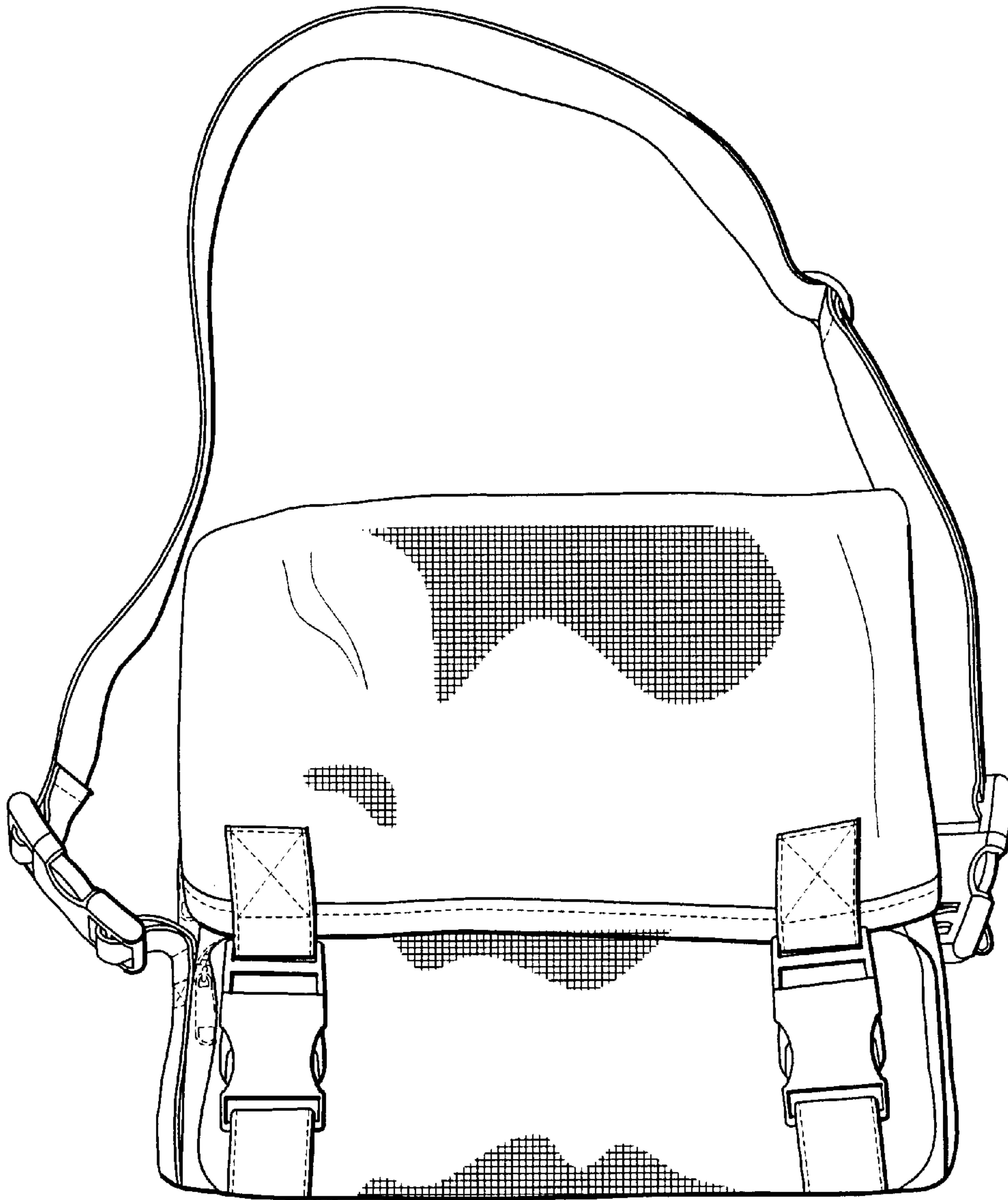


FIG.2




FIG.3

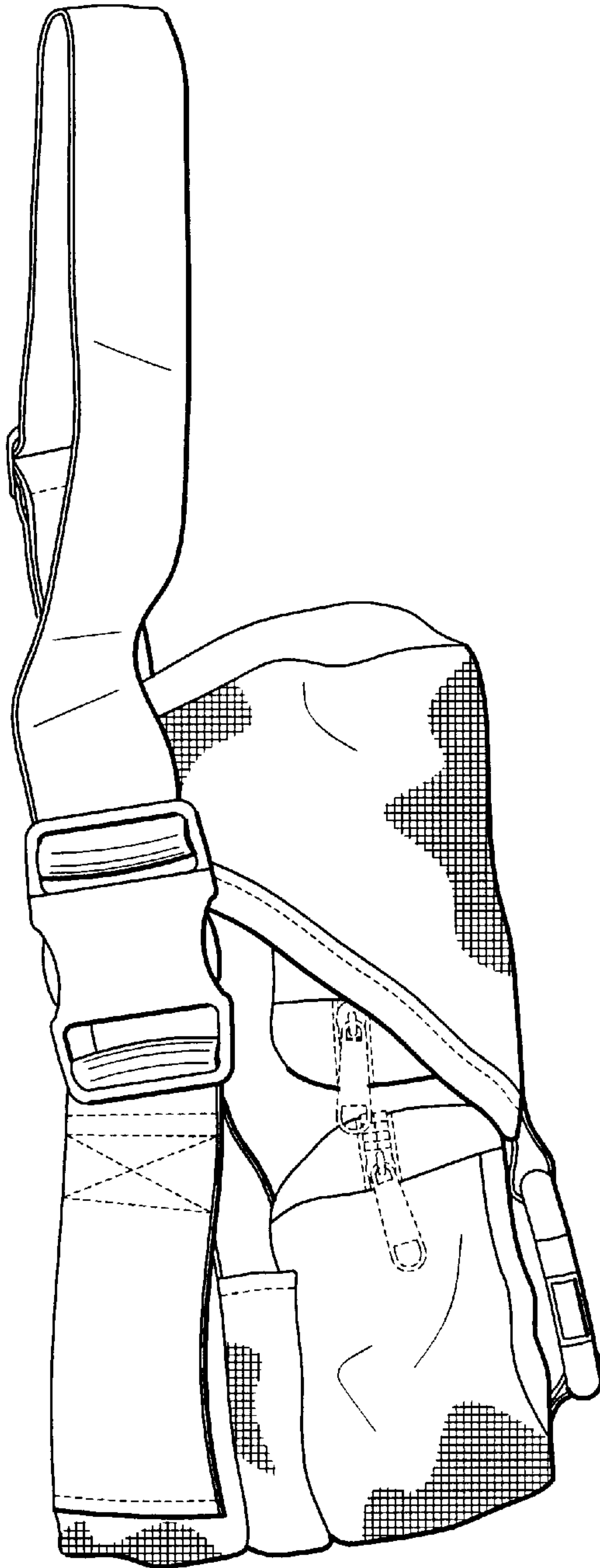


FIG.4

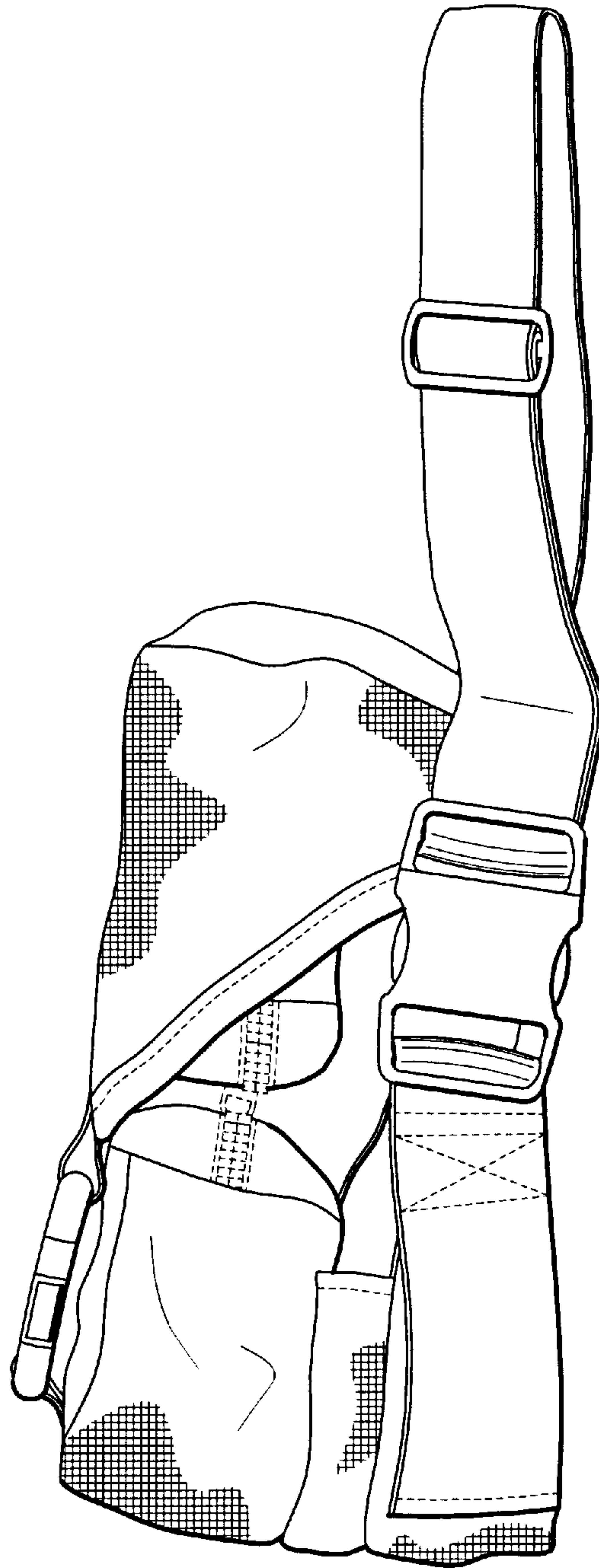


FIG.5

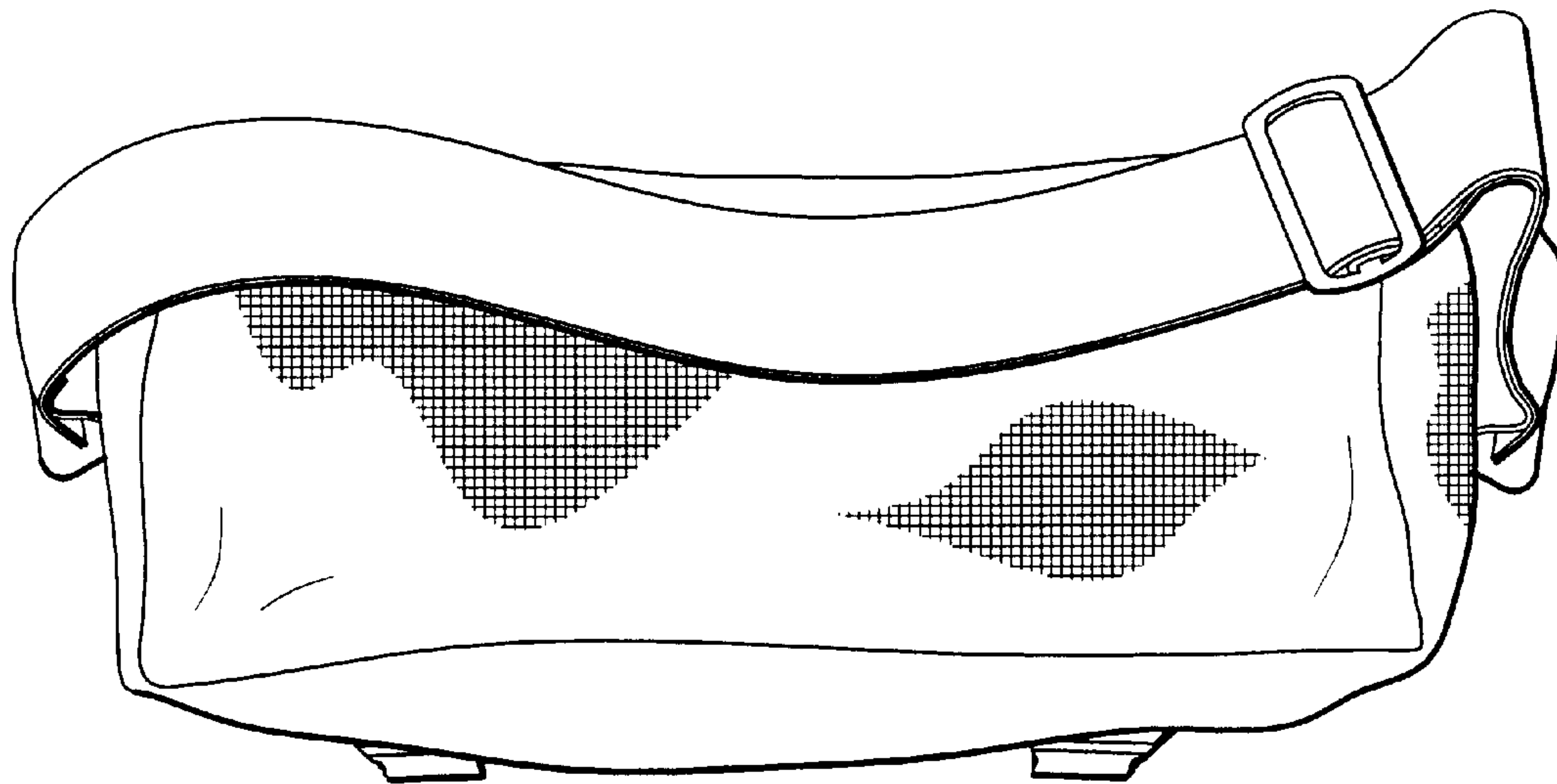


FIG. 6

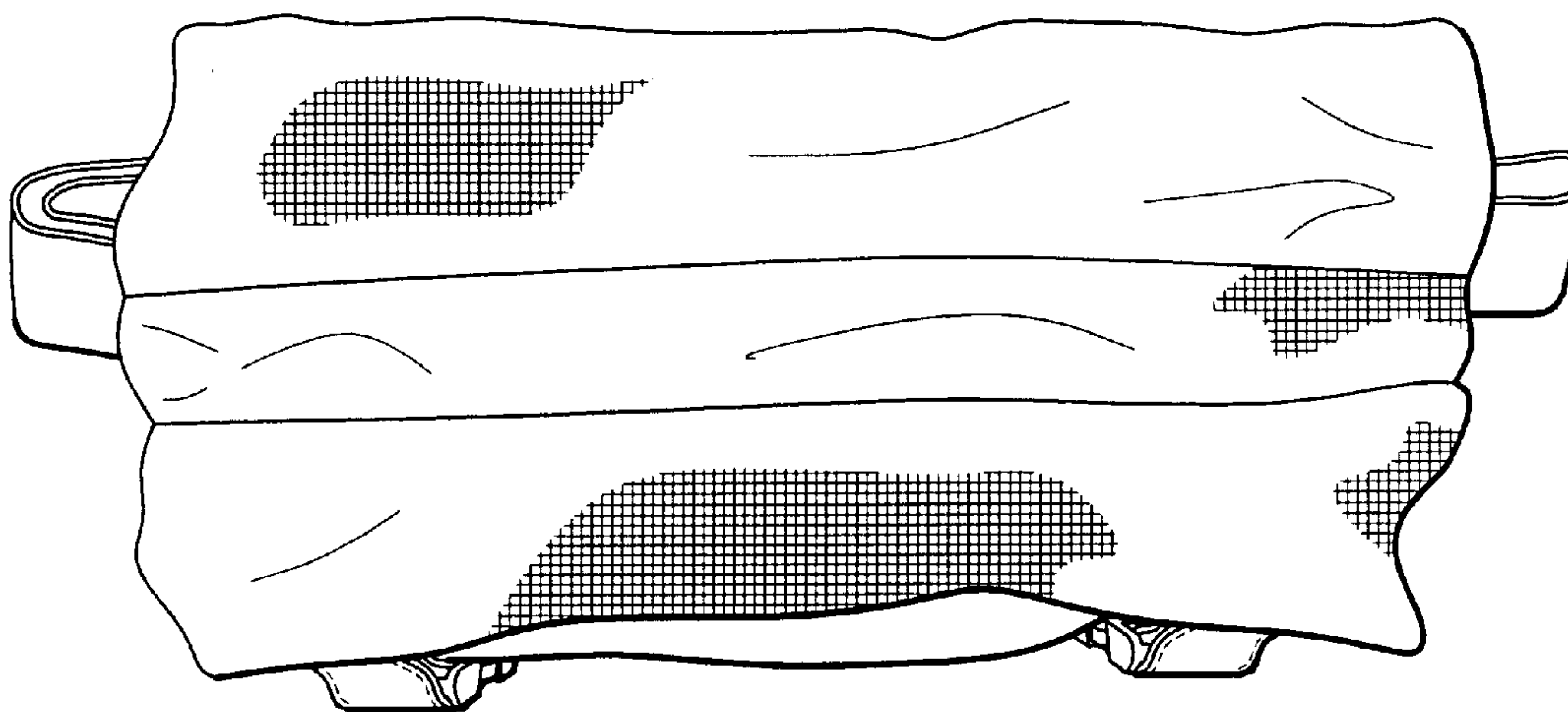


FIG. 7