



US00D530086S

(12) **United States Design Patent**
Lalwani

(10) **Patent No.:** **US D530,086 S**
(45) **Date of Patent:** **** Oct. 17, 2006**

(54) **BOXED WATCH AND JEWELRY SET**

(76) Inventor: **Deepak Lalwani**, 81 Washington Ct.,
Towaco, NJ (US) 07082

(**) Term: **14 Years**

(21) Appl. No.: **29/212,209**

(22) Filed: **Aug. 30, 2004**

(51) **LOC (8) Cl.** **03-01**

(52) **U.S. Cl.** **D3/271.1; D3/274; D3/903**

(58) **Field of Classification Search** **D3/271.1,**
D3/273-274, 194, 903; D9/414, 420, 424,
D9/426, 428; D10/32; 206/6.1, 301, 457,
206/822

See application file for complete search history.

(56) **References Cited**

U.S. PATENT DOCUMENTS

1,531,502	A	*	3/1925	Raizen	206/6.1
2,169,382	A	*	8/1939	Di Domenico et al.	..	229/116.2
2,277,773	A	*	3/1942	McGrath	229/116.2
D149,792	S	*	6/1948	Braun et al.	D9/423
D155,874	S	*	11/1949	Chipman, Jr.	D9/420
2,517,758	A	*	8/1950	Allen	206/6.1
3,610,510	A	*	10/1971	Lowry	229/116.2
5,400,917	A	*	3/1995	Stanton	220/612
D383,061	S	*	9/1997	Kolby-Larsen	D9/629
6,422,388	B1	*	7/2002	McCahey	206/457
D476,580	S	*	7/2003	Calvani et al.	D10/30
D508,166	S	*	8/2005	Liu	D3/271.1

OTHER PUBLICATIONS

Akzan Ladies Jewelry and Watch Set, 5 piece. Downloaded Dec. 5, 2005 at <http://akzan.com/item.asp?PID=240>.*

Custom Printed Marcelo—Ladies watch set with matching bracelet. Downloaded Dec. 5, 2005 at <http://www.atlaspen.com/static/products/472175.php?pv=1&item=472175>.*

Lady Watch Set of Interchangeable Bands and Bezels. Downloaded Dec. 6, 2005 at <http://store.oaktowncatalog.com/lawasetofinb.html>.*

* cited by examiner

Primary Examiner—Philip S. Hyder

Assistant Examiner—RoseLynne (Ulm) Cody

(74) *Attorney, Agent, or Firm*—Thomas L. Adams

(57) **CLAIM**

The ornamental design for a boxed watch and jewelry set, as shown and described.

DESCRIPTION

FIG. 1 is a perspective view of a boxed watch and jewelry set showing my new design;

FIG. 2 is a front elevational view thereof;

FIG. 3 is a rear elevational view thereof;

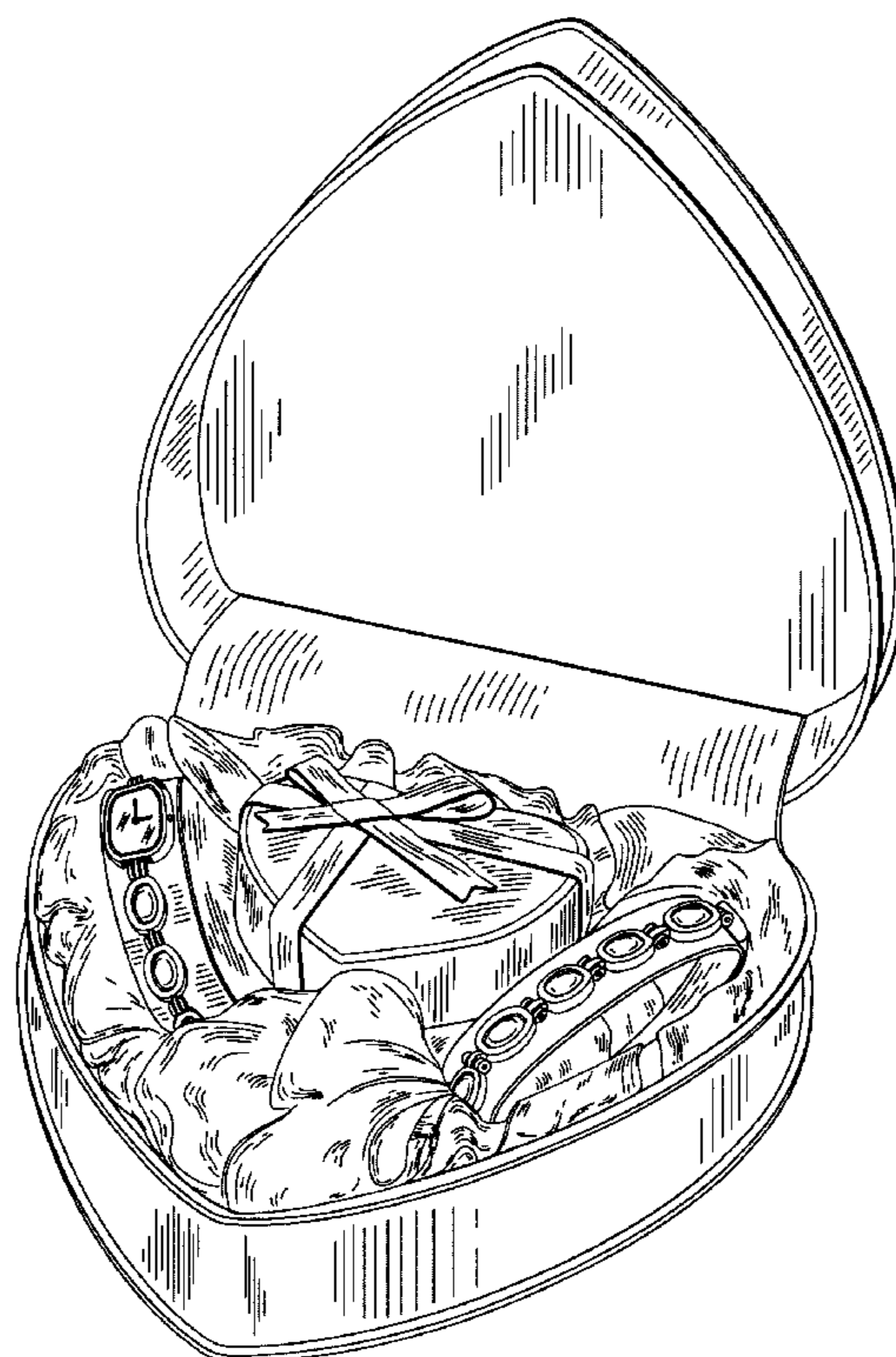
FIG. 4 is a left elevational view thereof;

FIG. 5 is a right elevational view thereof;

FIG. 6 is a top plan view thereof; and,

FIG. 7 is a bottom plan view thereof.

1 Claim, 5 Drawing Sheets



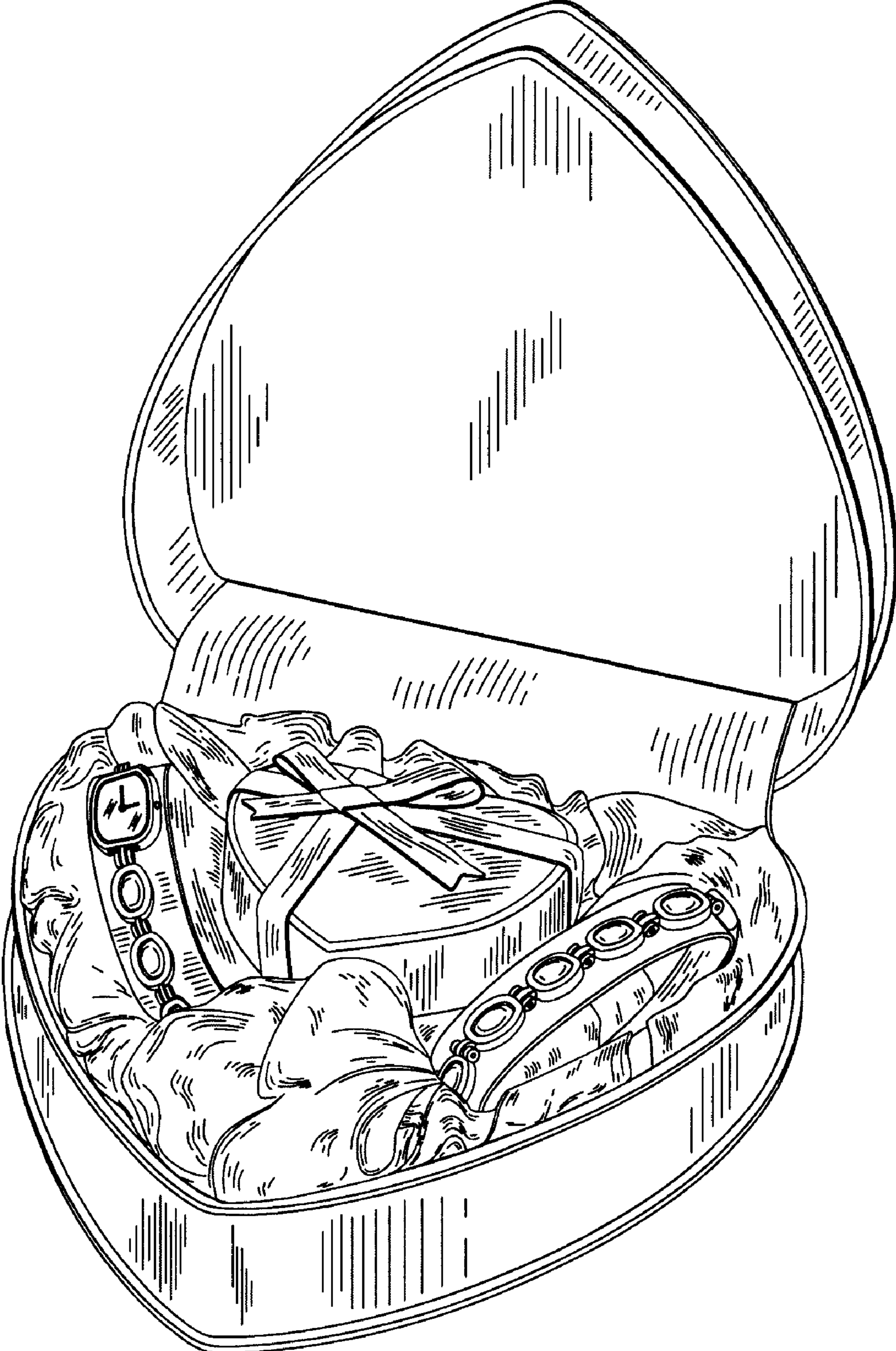


FIG. 1

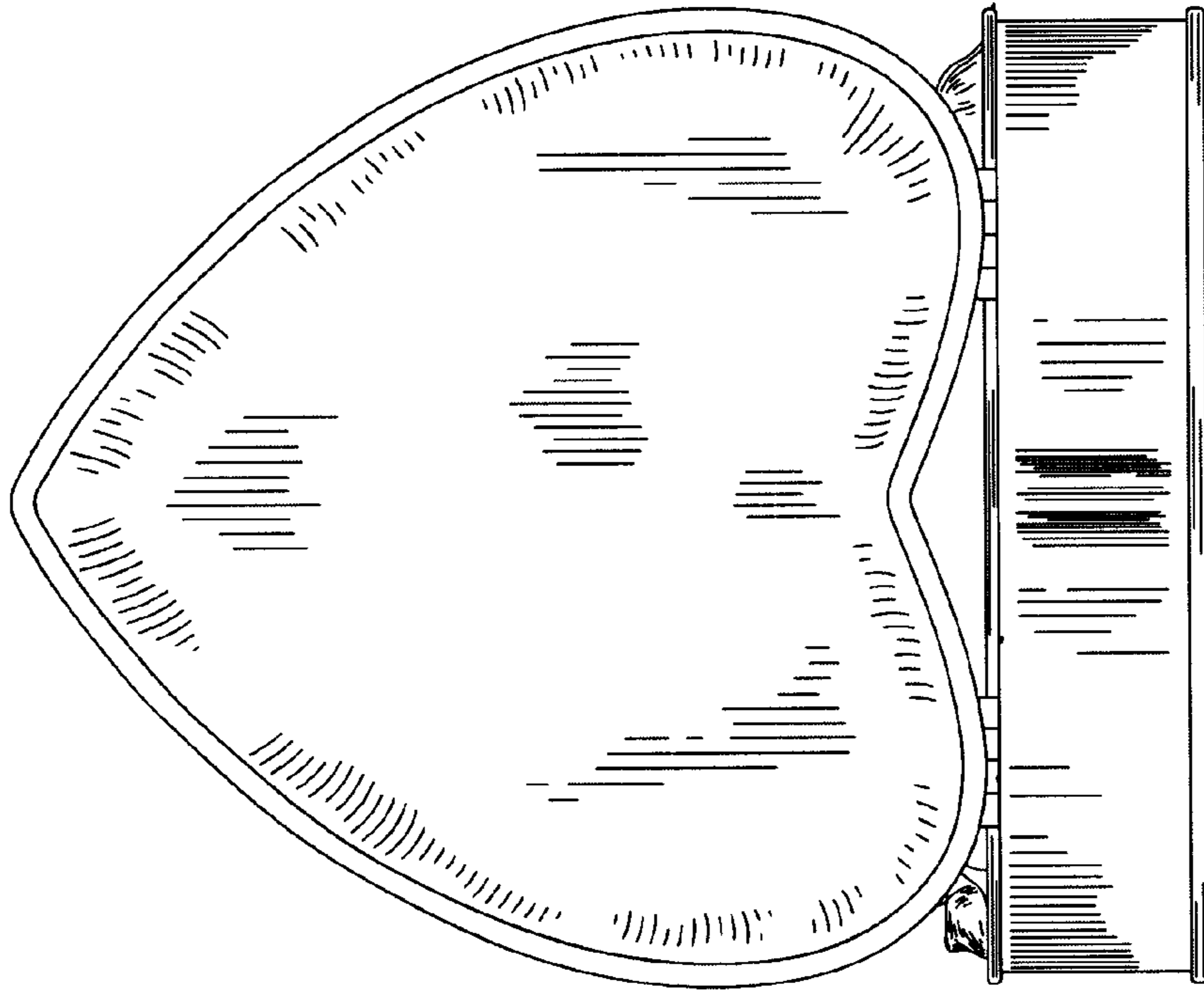


FIG. 3

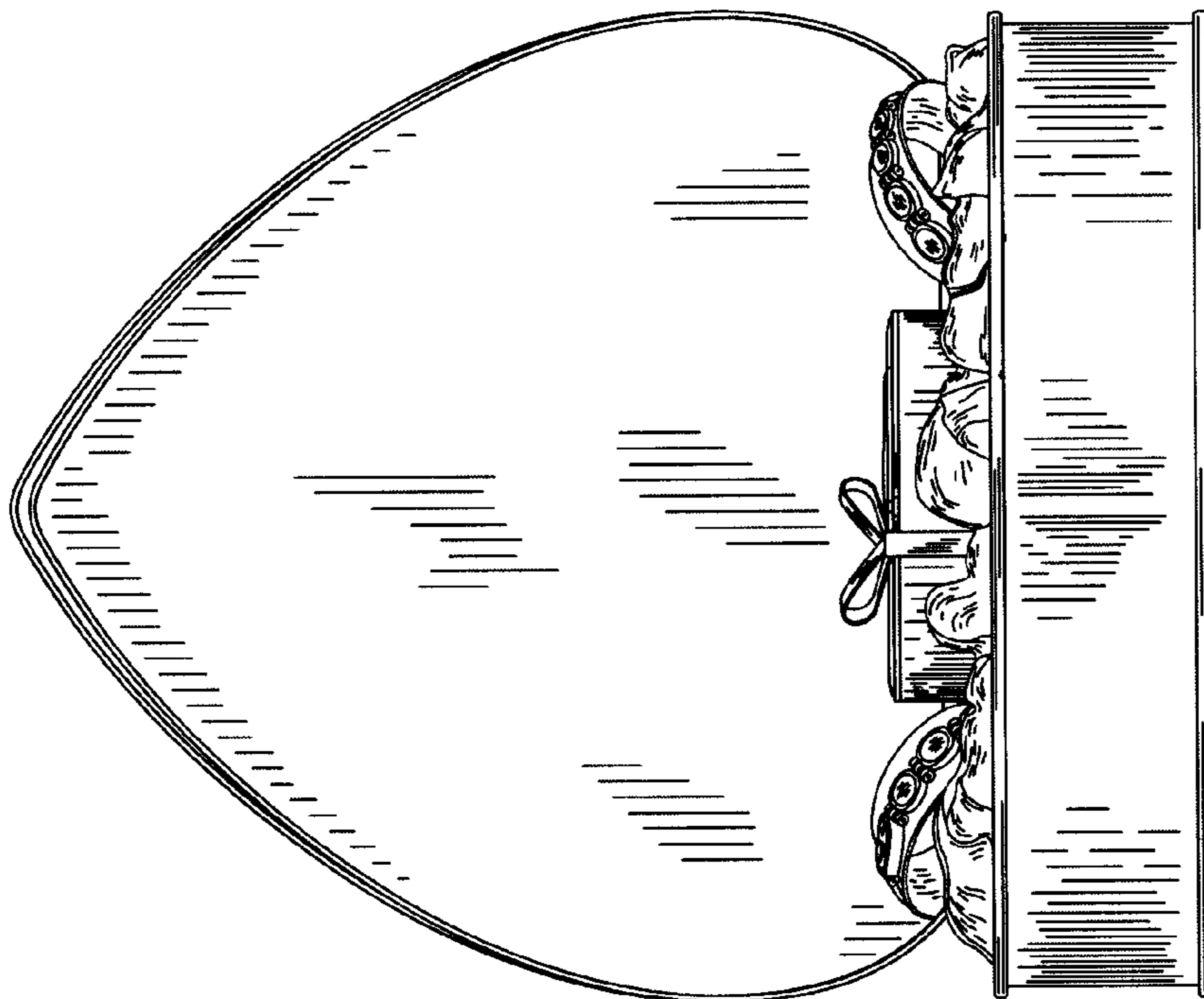


FIG. 2




FIG. 4




FIG. 5

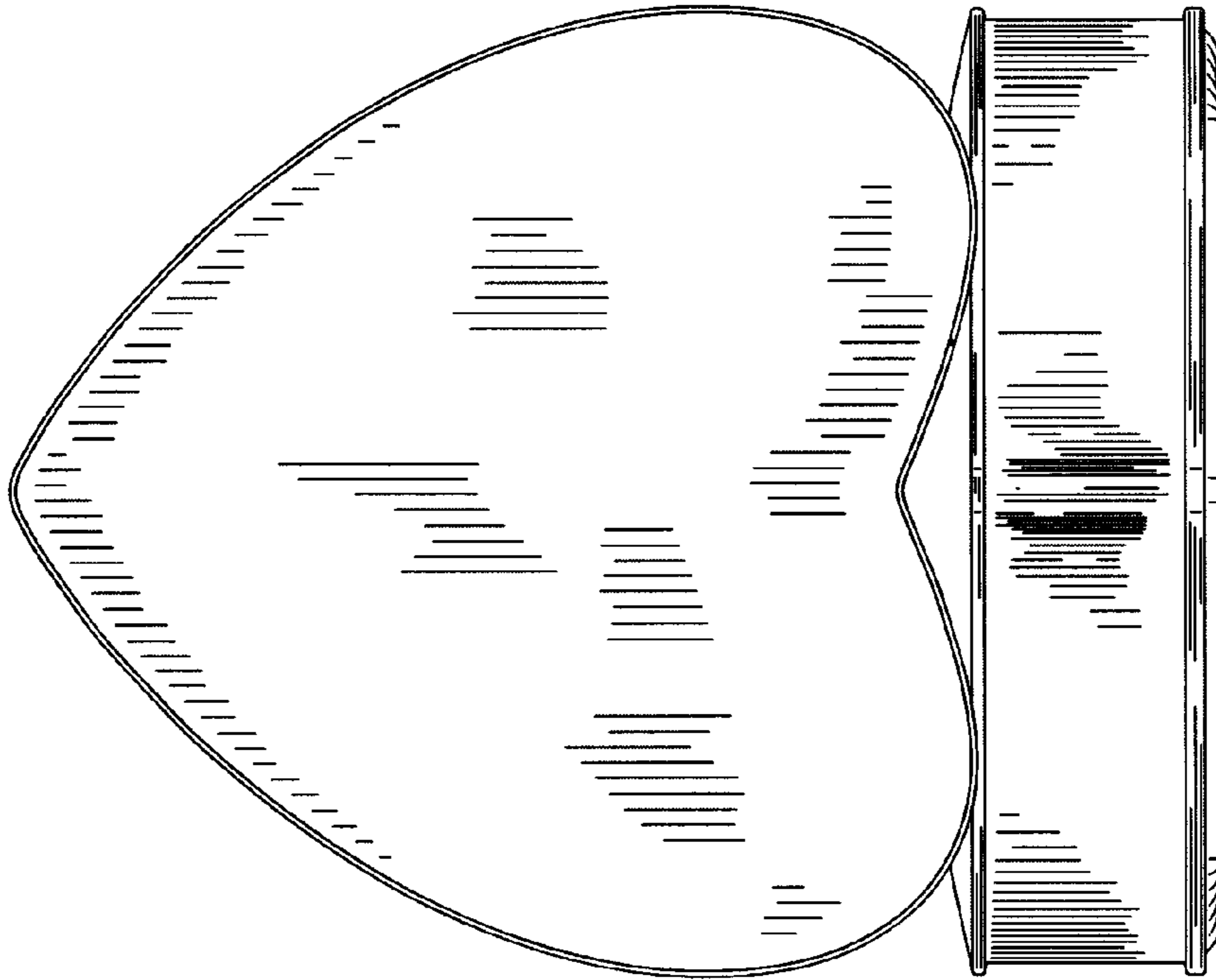


FIG. 7

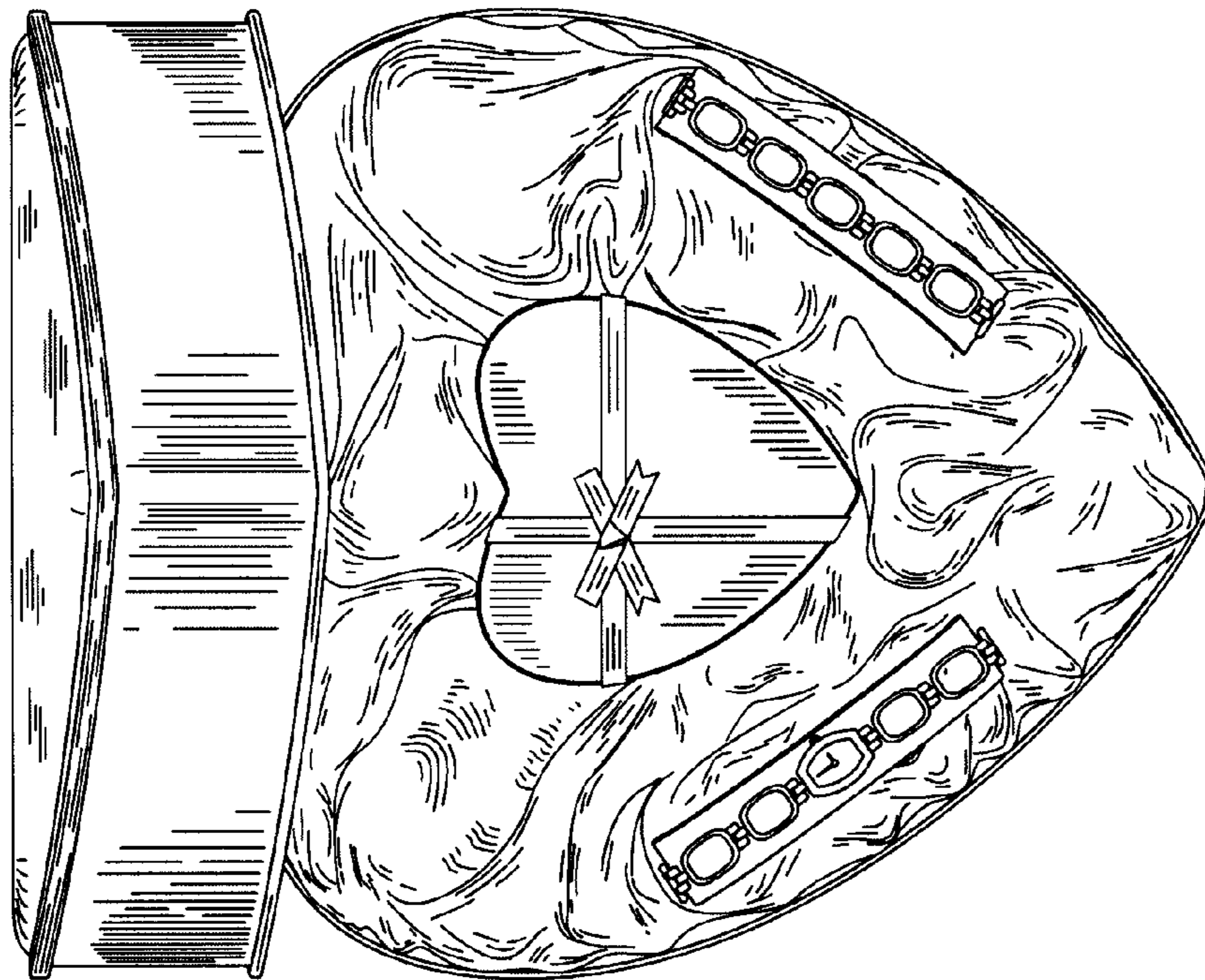


FIG. 6