



US00D530084S

(12) **United States Design Patent**  
**Wilson**

(10) **Patent No.:** **US D530,084 S**

(45) **Date of Patent:** **\*\* Oct. 17, 2006**

(54) **PERSONAL FINANCIAL ORGANIZER**

6,766,932 B1 \* 7/2004 Hansen et al. .... 224/604  
6,862,827 B1 \* 3/2005 Gregory ..... 40/661

(76) Inventor: **Pamela L. Wilson**, 8030 Solley Rd.,  
Glen Burnie, MD (US) 21060

\* cited by examiner

(\*\*) Term: **14 Years**

*Primary Examiner*—Louis S. Zarfes

*Assistant Examiner*—Kathleen Sims

(21) Appl. No.: **29/234,791**

(74) *Attorney, Agent, or Firm*—Crossley Patent Law; Mark  
A. Crossley

(22) Filed: **Jul. 25, 2005**

(57) **CLAIM**

(51) **LOC (8) Cl.** ..... **03-01**

The ornamental design for a personal financial organizer, as  
shown and described.

(52) **U.S. Cl.** ..... **D3/249**

(58) **Field of Classification Search** ..... D3/238,  
D3/240, 242, 246, 247, 224, 226, 249, 215,  
D3/219, 227, 233, 234, 245, 248, 303, 201,  
D3/252, 283, 232, 244, 218; 150/106, 118,  
150/112, 143; 383/907, 38; 190/100; 224/240,  
224/245

**DESCRIPTION**

See application file for complete search history.


FIG. 1 is a front elevation view of a personal financial  
organizer showing my new design;  
FIG. 2 is a rear elevation view;  
FIG. 3 is a right side elevation view;  
FIG. 4 is left side elevation view;  
FIG. 5 is a top plan view;  
FIG. 6 is a bottom plan view;  
FIG. 7 is a front elevation view of a personal financial  
organizer open to a first section; and,  
FIG. 8 is a front elevation view of a personal financial  
organizer open to a second section.  
The broken lines are for illustrative purposes only and form  
no part of the claimed design.

(56) **References Cited**

**U.S. PATENT DOCUMENTS**

D252,355 S	*	7/1979	Uber	.....	D3/226
D345,254 S	*	3/1994	Bodden	.....	D3/246
D365,204 S	*	12/1995	Chen	.....	D3/215
D390,590 S		2/1998	Bedol		
D473,373 S	*	4/2003	Sledge	.....	D3/226
D477,908 S	*	8/2003	Mear et al.	.....	D3/227
6,681,972 B1	*	1/2004	Tapocik	.....	224/602

**1 Claim, 6 Drawing Sheets**



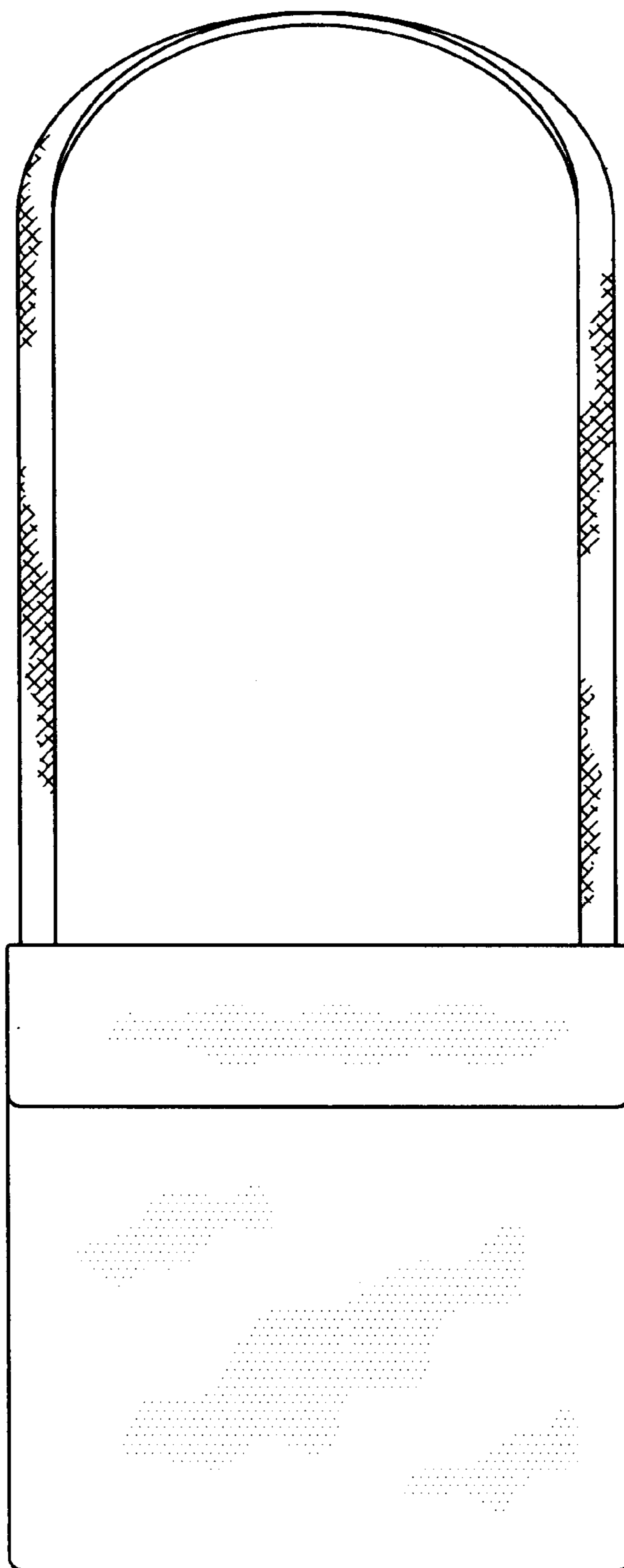


FIG.1

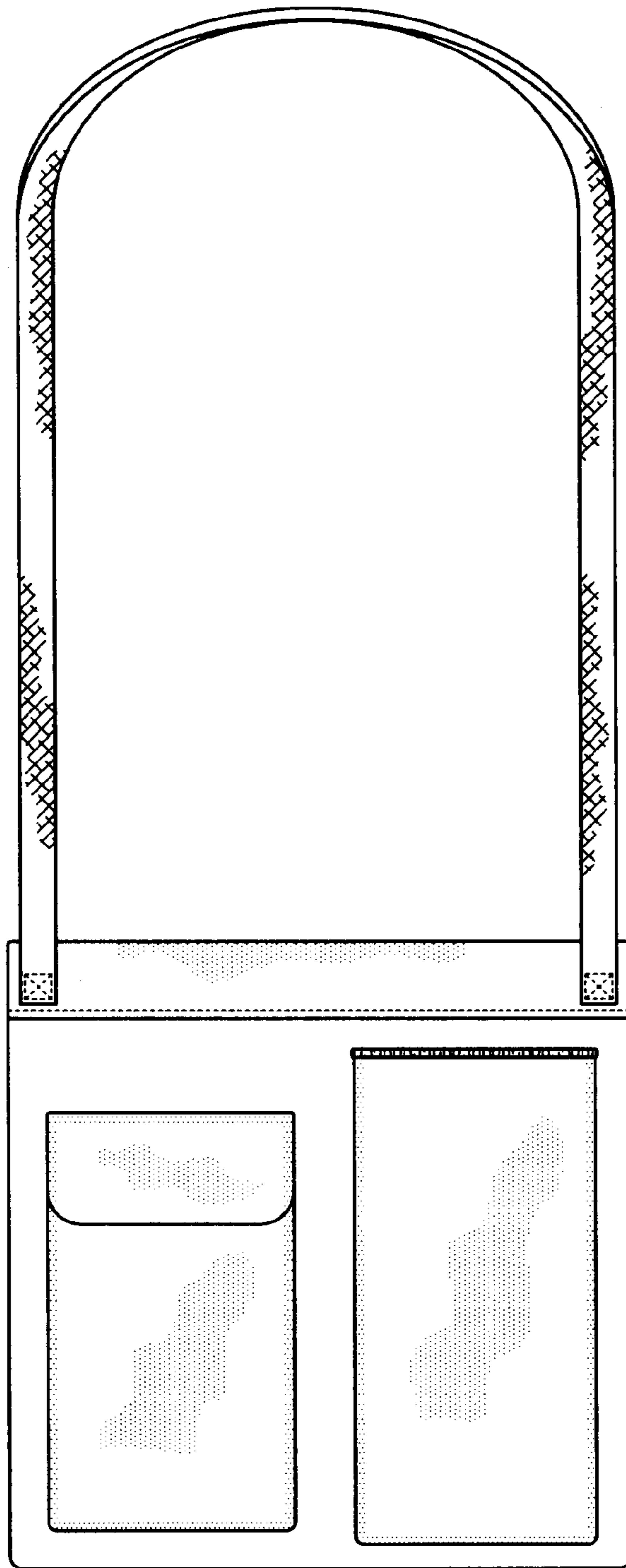


FIG.2




FIG. 3

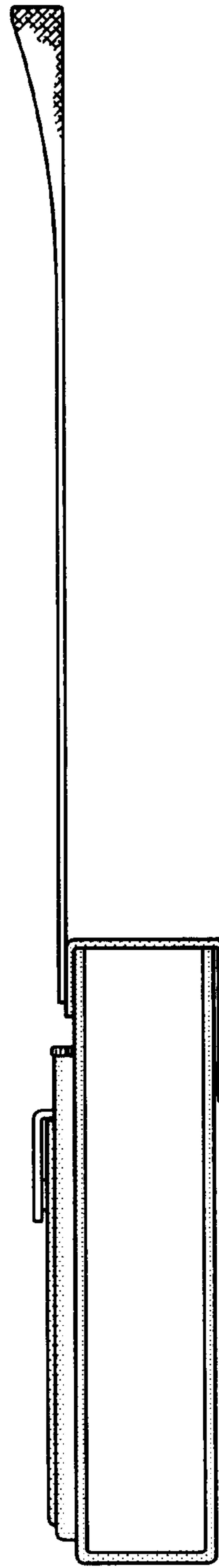


FIG. 4

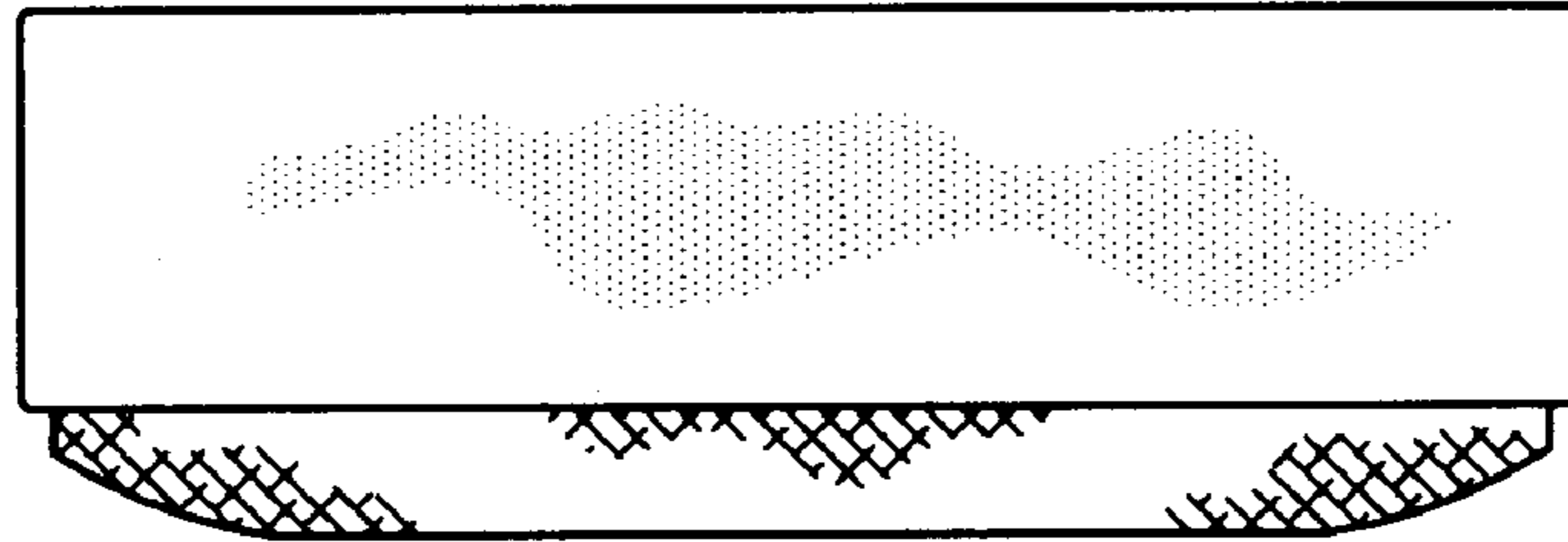


FIG. 5

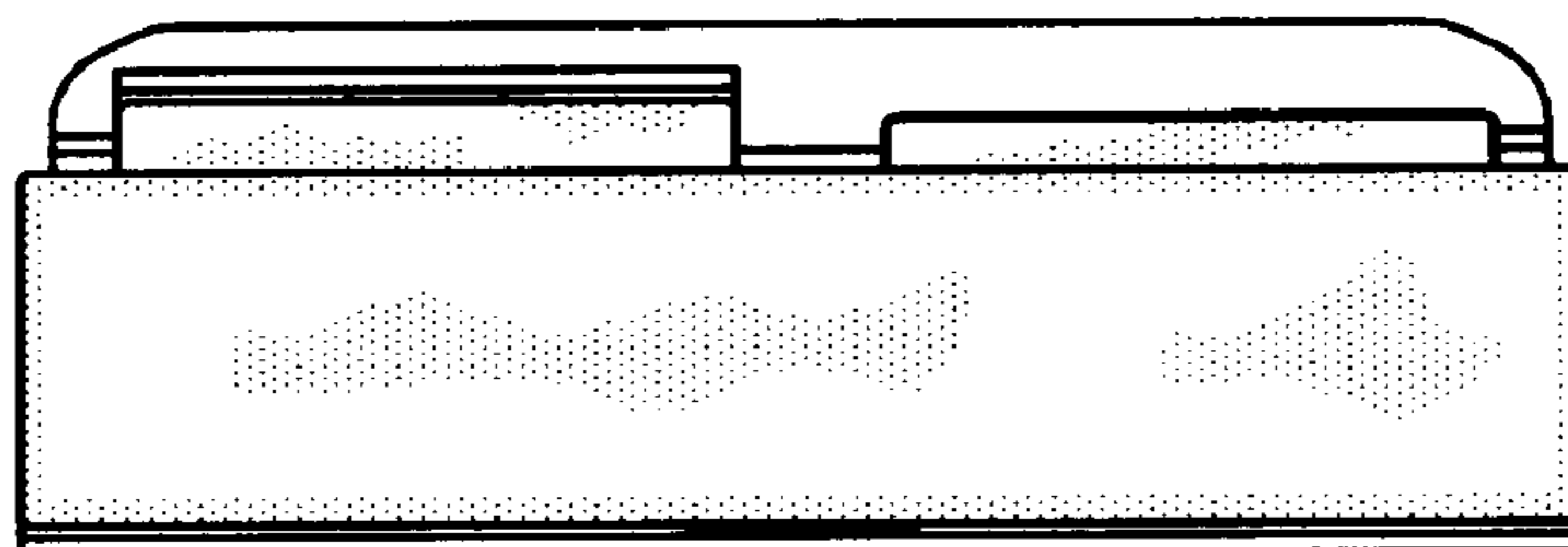


FIG. 6

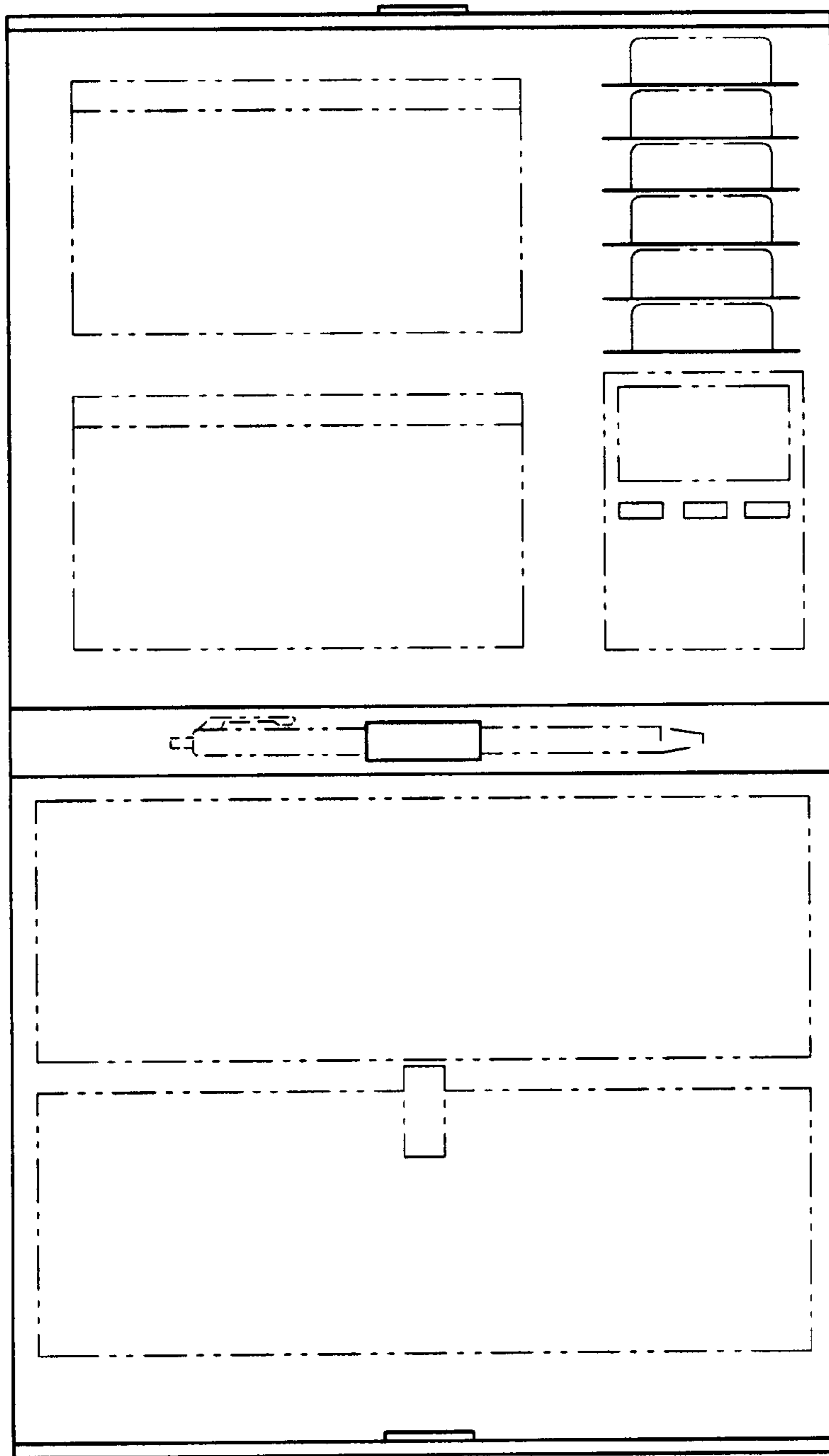


FIG.7

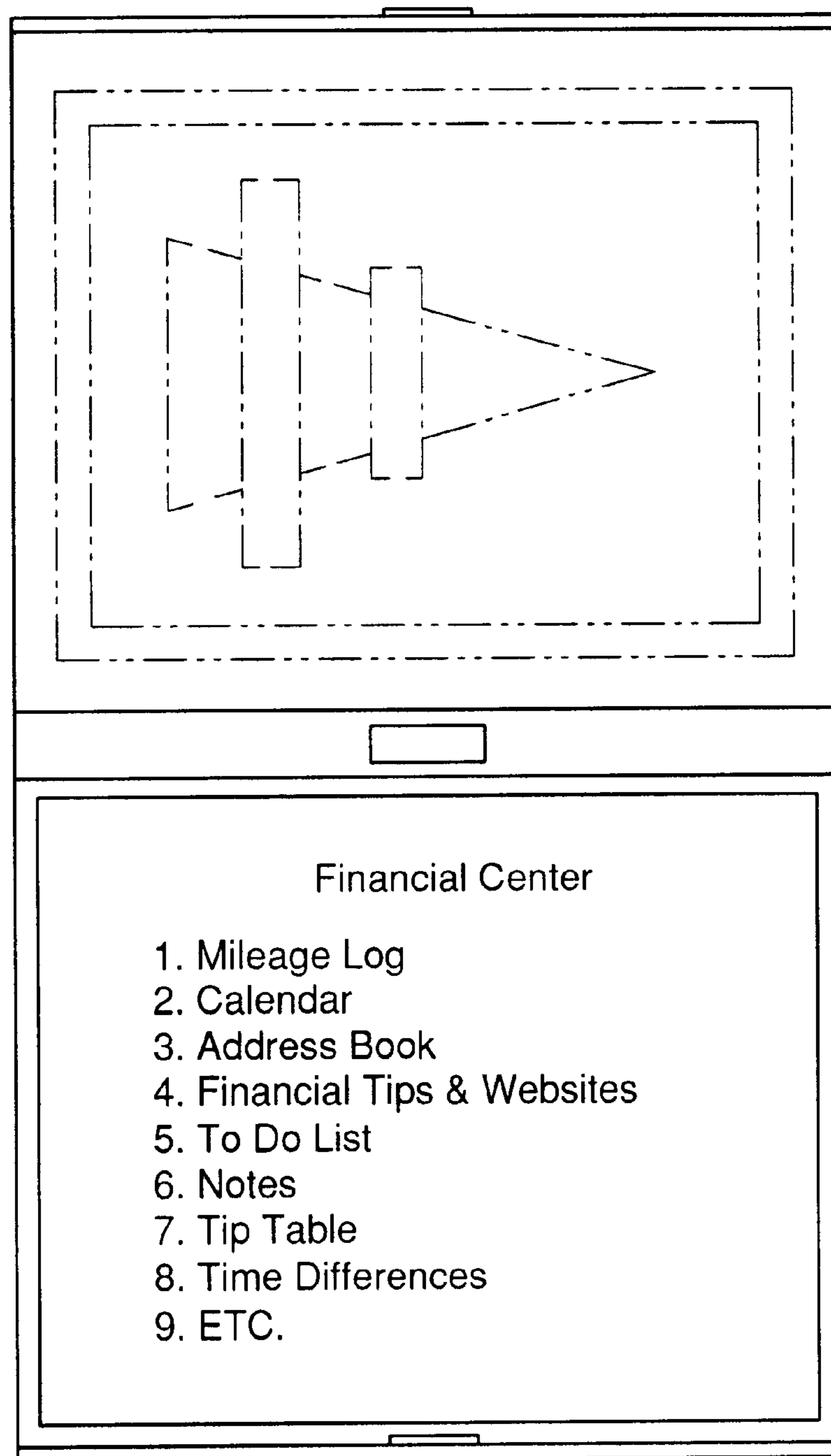


FIG.8