



US00D530078S

(12) **United States Design Patent**
Siegal

(10) **Patent No.:** **US D530,078 S**

(45) **Date of Patent:** **** Oct. 17, 2006**

(54) **HYGIENIC PERSONAL MANICURE AND PEDICURE TOOL CARRYING CASE**

(76) **Inventor:** **Carolyn L. Siegal**, 8500 Wilshire Blvd.
Suite 605, Beverly Hills, CA (US)
90211

(**) **Term:** **14 Years**

(21) **Appl. No.:** **29/192,250**

(22) **Filed:** **Oct. 20, 2003**

(51) **LOC (8) Cl.** **03-01**

(52) **U.S. Cl.** **D3/205**

(58) **Field of Classification Search** D3/205,
D3/211, 221, 273, 283, 301, 290, 299, 303,
D3/905, 276, 287, 201; 206/373; 150/106,
150/114, 117, 118; 190/102, 110, 111, 100,
190/103; 383/39

See application file for complete search history.

(56) **References Cited**

U.S. PATENT DOCUMENTS

360,977	A *	4/1887	Katz	48/120
D300,268	S *	3/1989	Holterscheidt	D28/61
D383,896	S *	9/1997	Whang	D3/254
5,947,286	A *	9/1999	Chau	206/372
6,109,442	A *	8/2000	Roegner	206/581
D449,158	S *	10/2001	Banks	D3/205
6,926,151	B1 *	8/2005	Perry et al.	206/750
2003/0209462	A1 *	11/2003	Godshaw et al.	206/581

* cited by examiner

Primary Examiner—Louis S. Zarfaz

Assistant Examiner—Kathleen Sims

(57) **CLAIM**

I claim the ornamental design for the hygienic personal manicure and pedicure tool carrying case, as shown and described.

DESCRIPTION

FIG. 1 is a perspective view of my new hygienic personal manicure and pedicure tool carrying case in the closed configuration the broken line showing of a handle being for illustrative purposes only and forming no part of the claimed design.

FIG. 2 is a front view thereof;

FIG. 3 is a rear view thereof;

FIG. 4 is a view thereof from one side;

FIG. 5 is a view thereof from the other side;

FIG. 6 is a top view thereof;

FIG. 7 is a bottom view thereof;

FIG. 8 is a perspective view of my new hygienic personal manicure and pedicure tool carrying case in the open configuration the broken line showing of a handle being for illustrative purposes only and forming no part of the claimed design.

FIG. 9 is a front view thereof;

FIG. 10 is a rear view thereof;

FIG. 11 is a view thereof from one side;

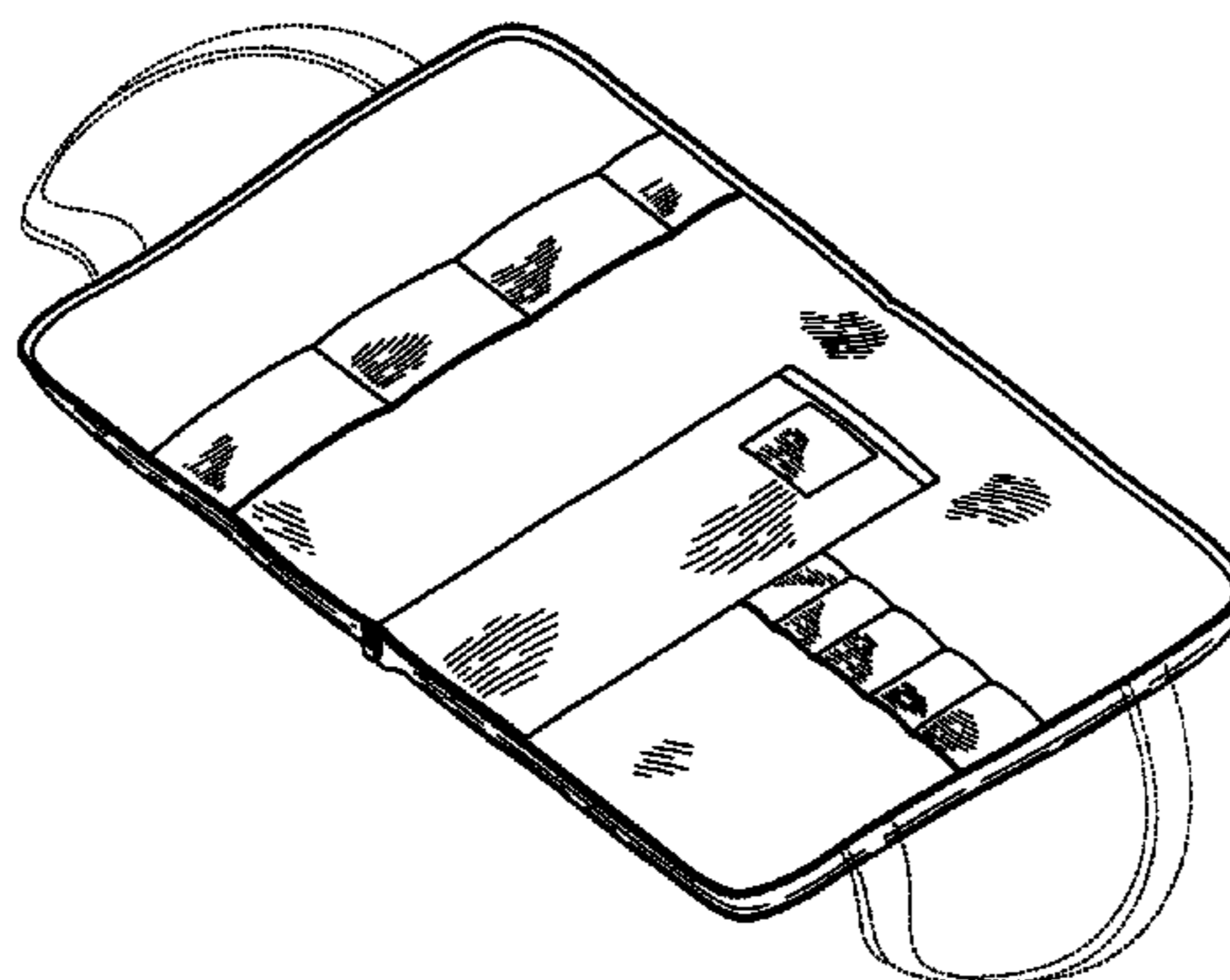

FIG. 12 is a view thereof from the other side;

FIG. 13 is a top view thereof;

FIG. 14 is a bottom view thereof; and,

FIG. 15 is a top view thereof the broken line showing of manicure and pedicure instruments being for illustrative purposes only and forming no part of the claimed design.

1 Claim, 8 Drawing Sheets






FIG. 1

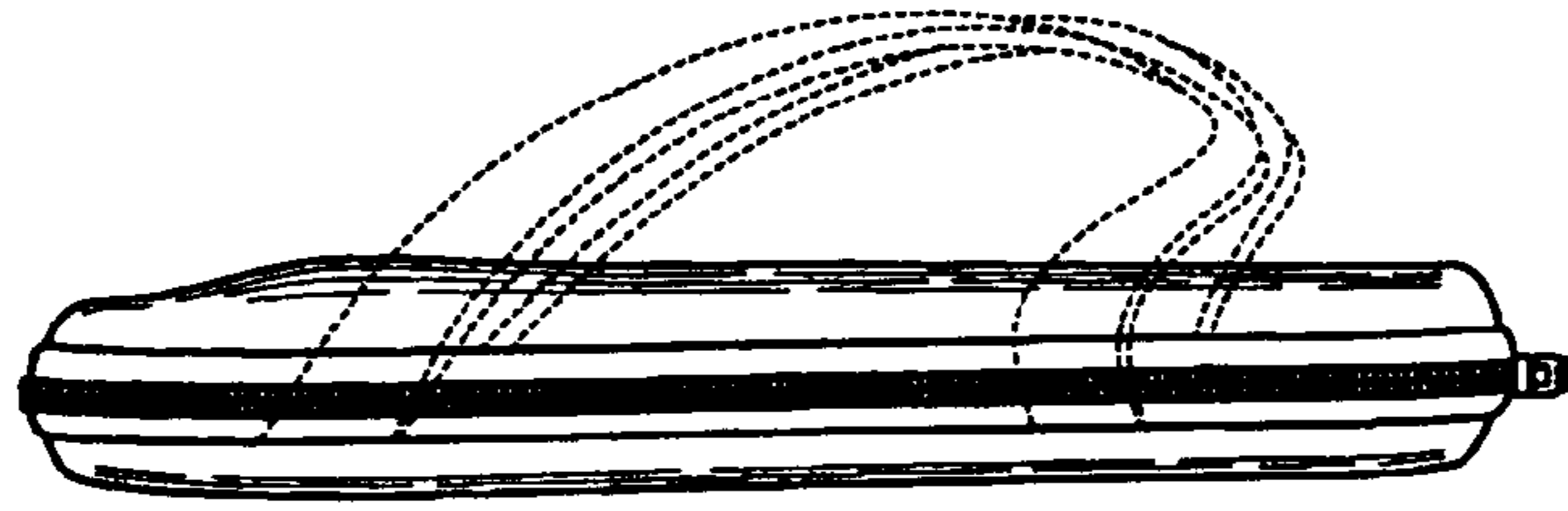


FIG. 2




FIG. 3




FIG. 4




FIG. 5




FIG. 6




FIG. 7

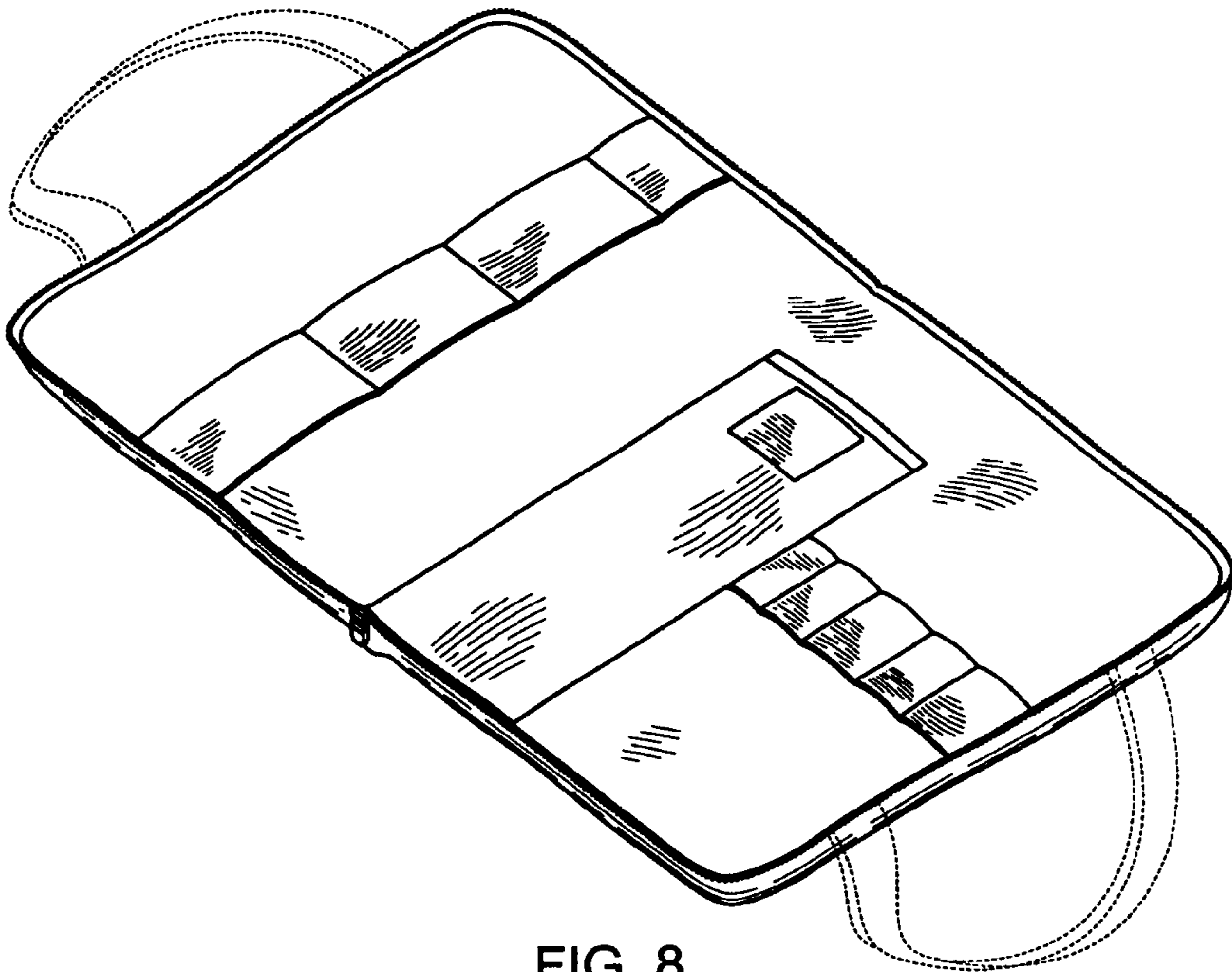


FIG. 8




FIG. 9




FIG. 10




FIG. 11



FIG. 12

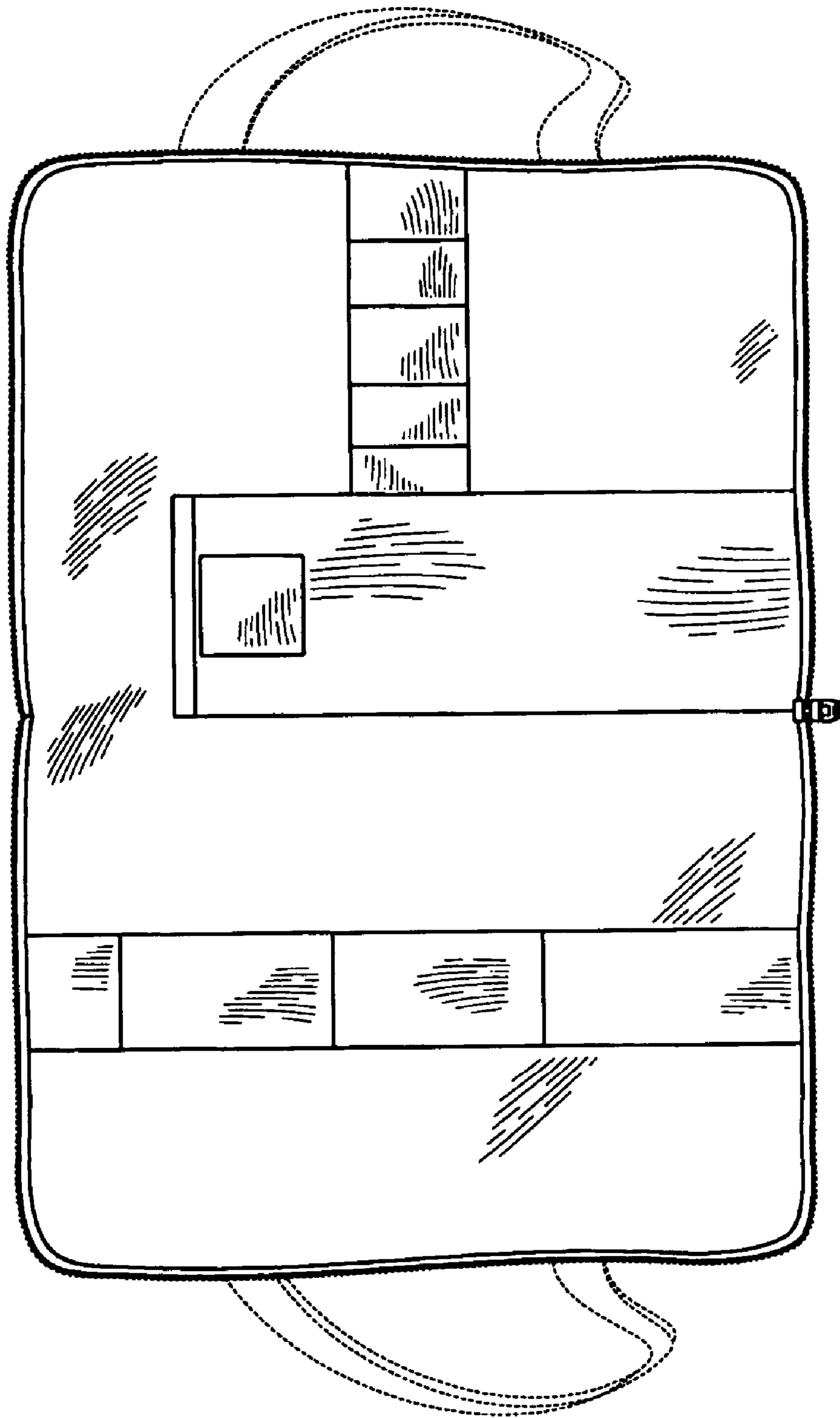


FIG. 13

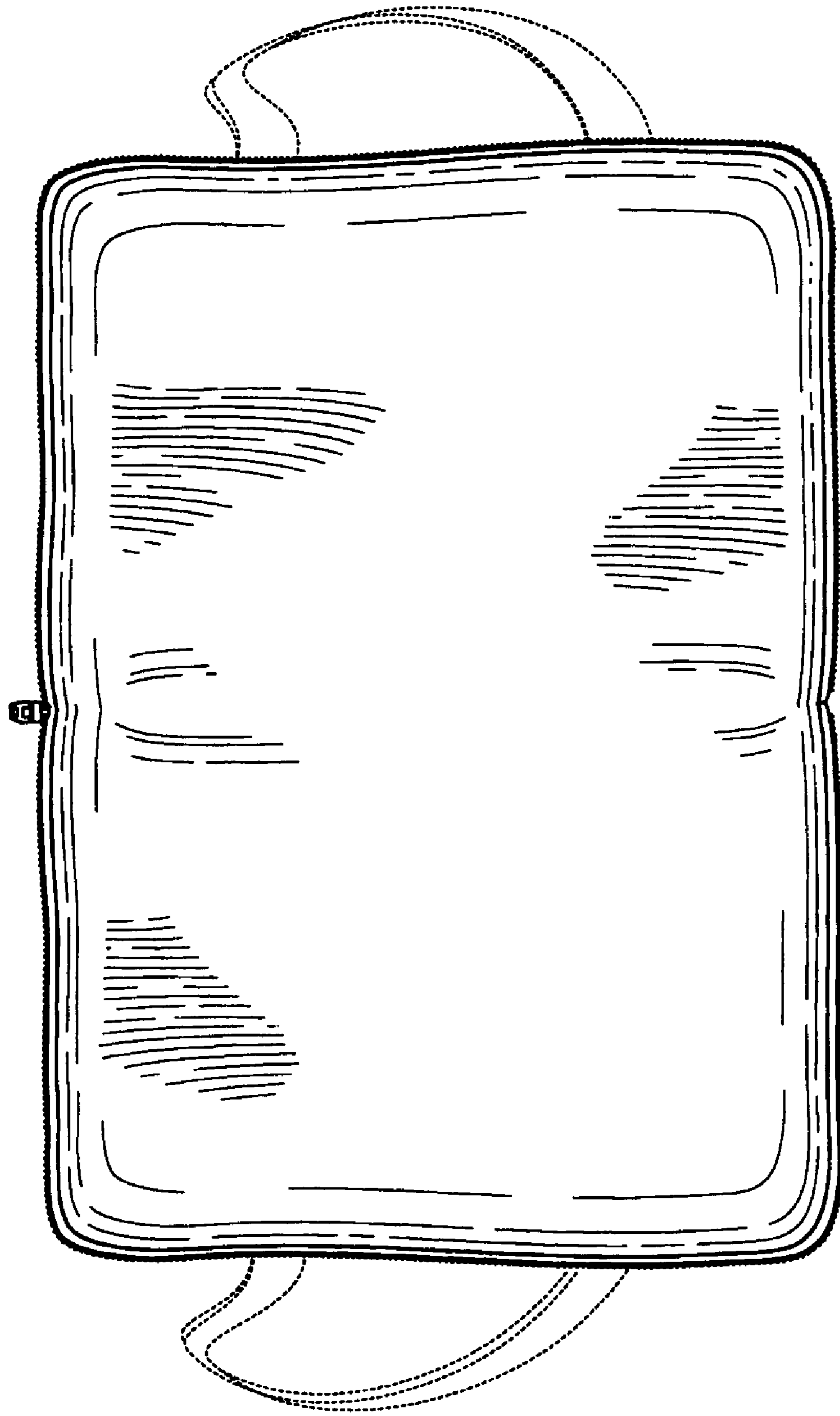


FIG. 14

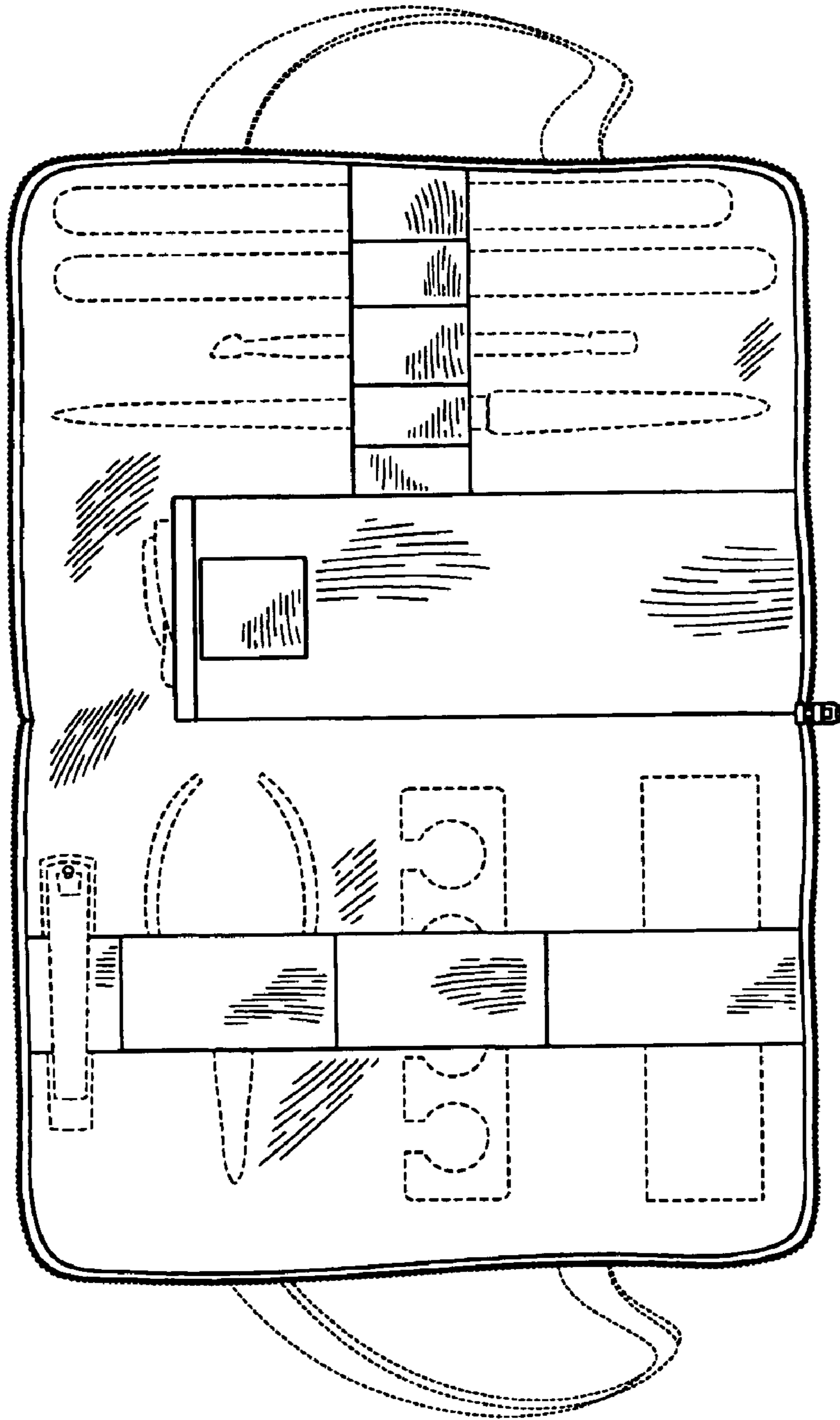


FIG. 15