



US00D530068S

(12) **United States Design Patent**
Lane, III et al.

(10) **Patent No.:** **US D530,068 S**

(45) **Date of Patent:** **** *Oct. 17, 2006**

(54) **GOLF SHOE UPPER**

(75) Inventors: **John F. Lane, III**, Weymouth, MA
(US); **James M. Feeney**, Marion, MA
(US)

(73) Assignee: **Acushnet Company**, Fairhaven, MA
(US)

(*) Notice: This patent is subject to a terminal disclaimer.

(**) Term: **14 Years**

(21) Appl. No.: **29/237,298**

(22) Filed: **Aug. 29, 2005**

(51) **LOC (8) Cl.** **02-04**

(52) **U.S. Cl.** **D2/969**

(58) **Field of Classification Search** D2/906,
D2/892, 902-908, 943, 944, 969; 36/45,
36/117.4, 127

See application file for complete search history.

(56) **References Cited**

U.S. PATENT DOCUMENTS

D394,739 S	*	6/1998	Carlson	D2/906
D401,398 S	*	11/1998	Carlson	D2/969
D431,347 S	*	10/2000	Bettencourt	D2/969
D434,211 S	*	11/2000	Gee	D2/969

D441,179 S	*	5/2001	Erickson et al.	D2/969
D441,519 S	*	5/2001	Erickson et al.	D2/969
D441,520 S	*	5/2001	Lane et al.	D2/969
D449,434 S	*	10/2001	Erickson et al.	D2/969
D476,801 S	*	7/2003	Robinson et al.	D2/969
D478,413 S	*	8/2003	Robinson et al.	D2/969
D478,414 S	*	8/2003	Robinson et al.	D2/969
D479,389 S	*	9/2003	Robinson et al.	D2/969

* cited by examiner

Primary Examiner—Stella Reid

Assistant Examiner—Rashida C. McCoy

(74) *Attorney, Agent, or Firm*—D. Michael Burns

(57) **CLAIM**

The ornamental design for golf shoe upper, as shown and described.

DESCRIPTION

FIG. 1 is a perspective view of the golf shoe upper showing our new design.

FIG. 2 is a right side elevational view thereof.

FIG. 3 is a left side elevational view thereof.

FIG. 4 is a front elevational view thereof.


FIG. 5 is a rear elevational view thereof

FIG. 6 is a top plan view thereof; and,

FIG. 7 is a bottom plan view thereof.

The broken line showing of the sole is for illustrative purposes only and forms no part of the claimed design.

1 Claim, 3 Drawing Sheets



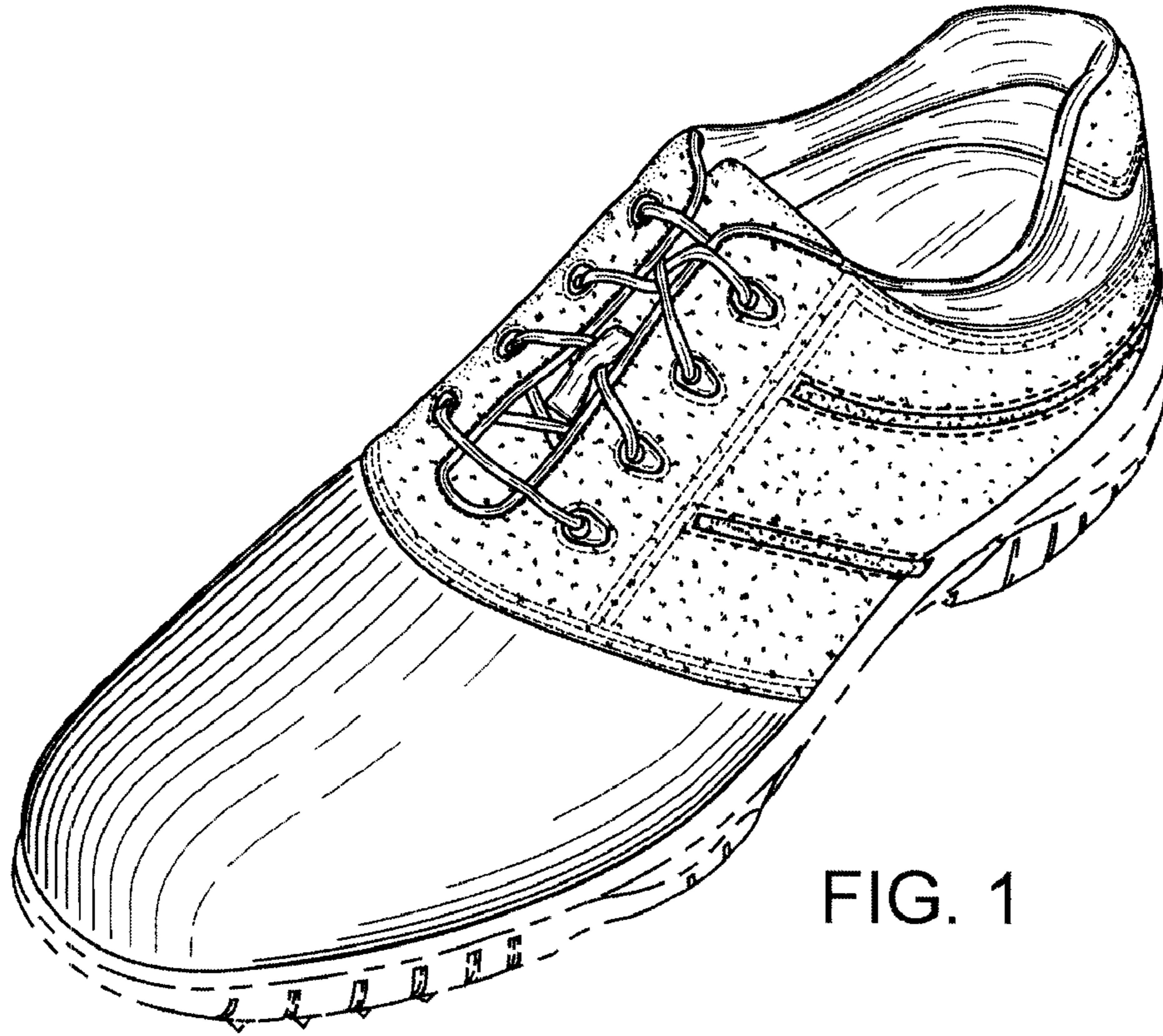


FIG. 1




FIG. 2

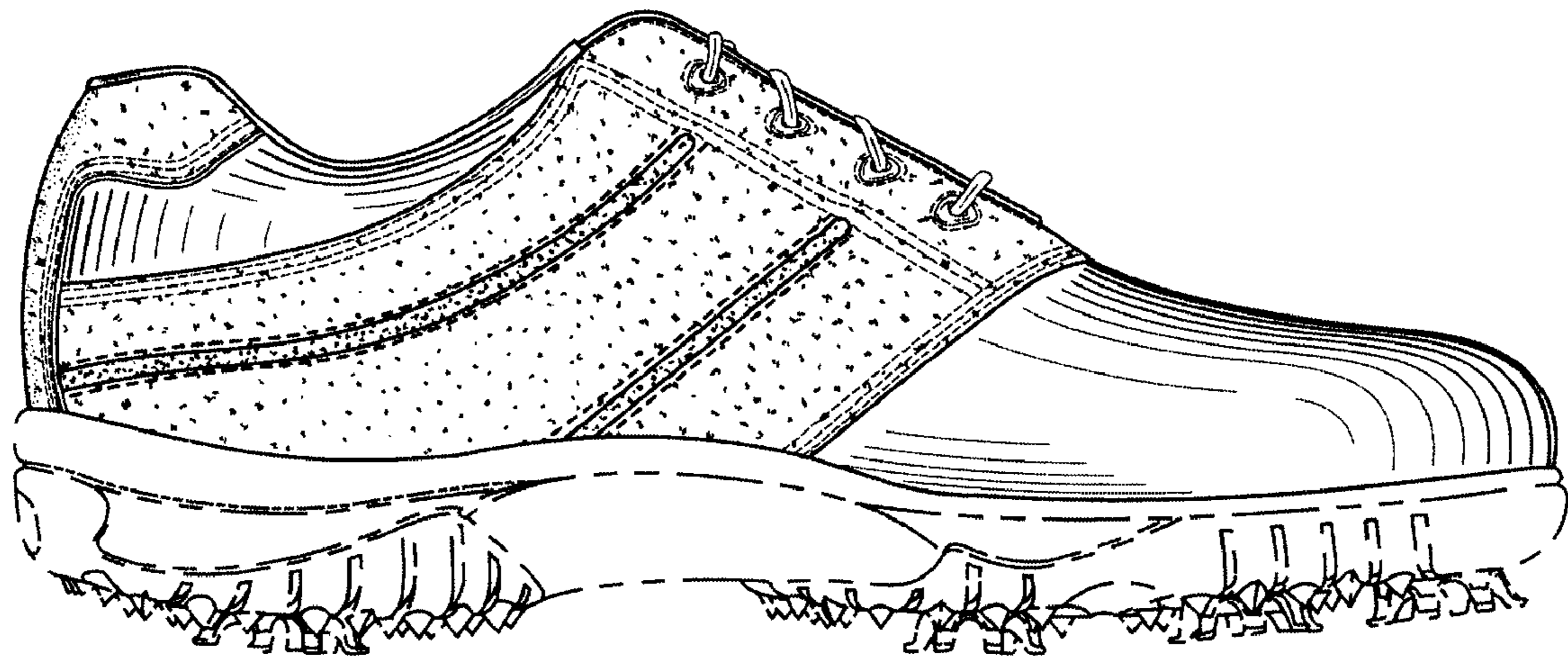


FIG. 3

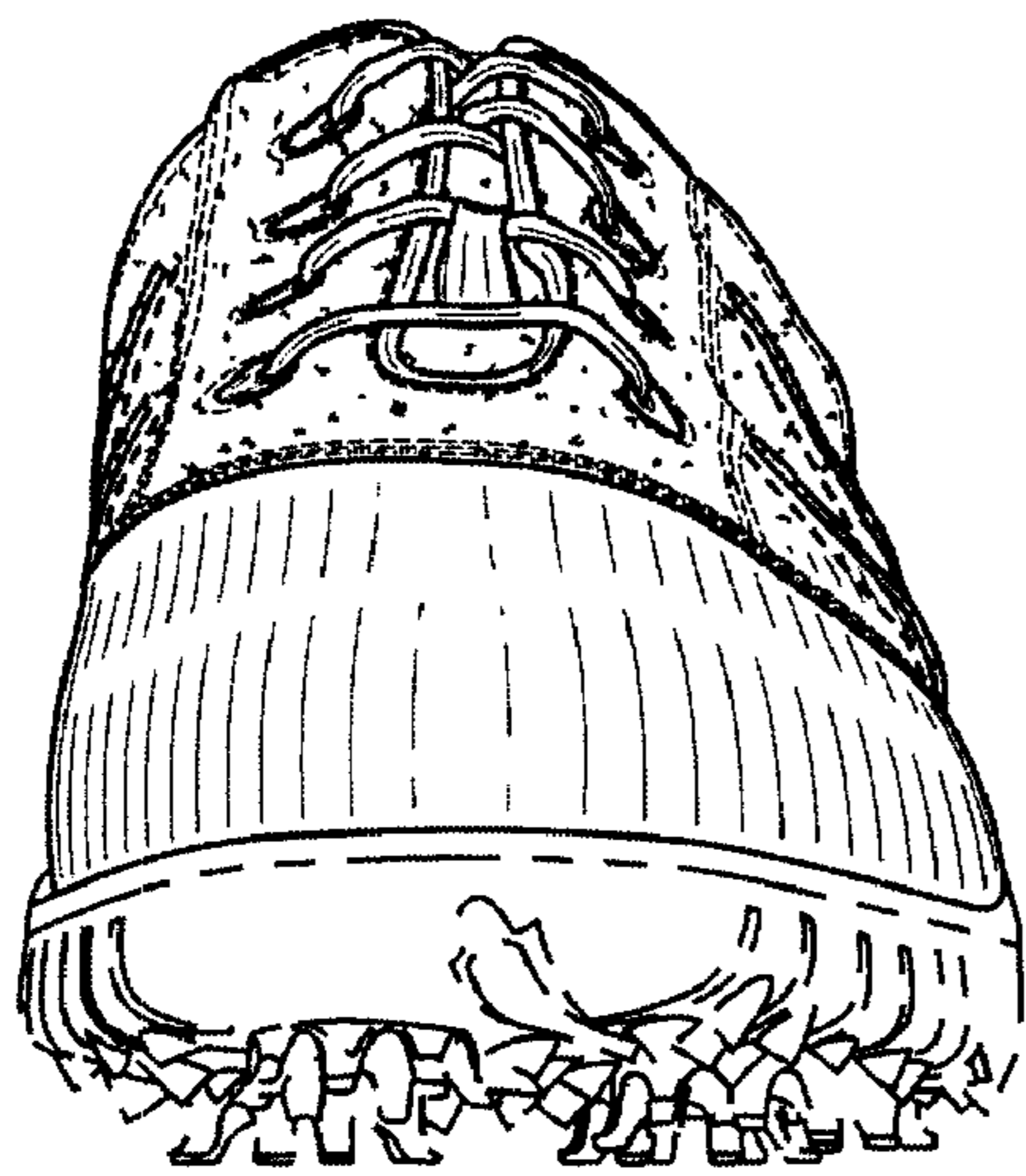


FIG. 4

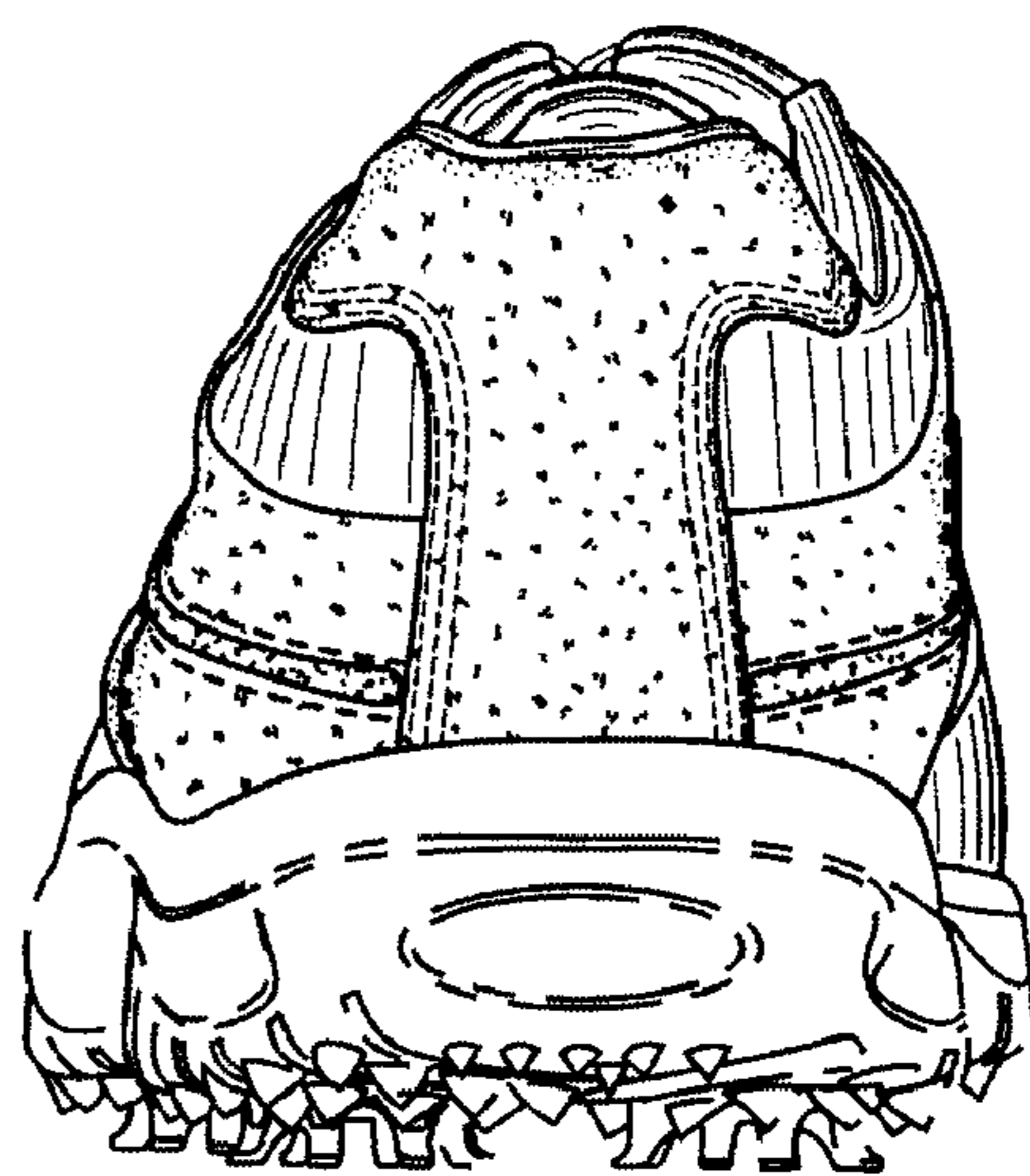


FIG. 5

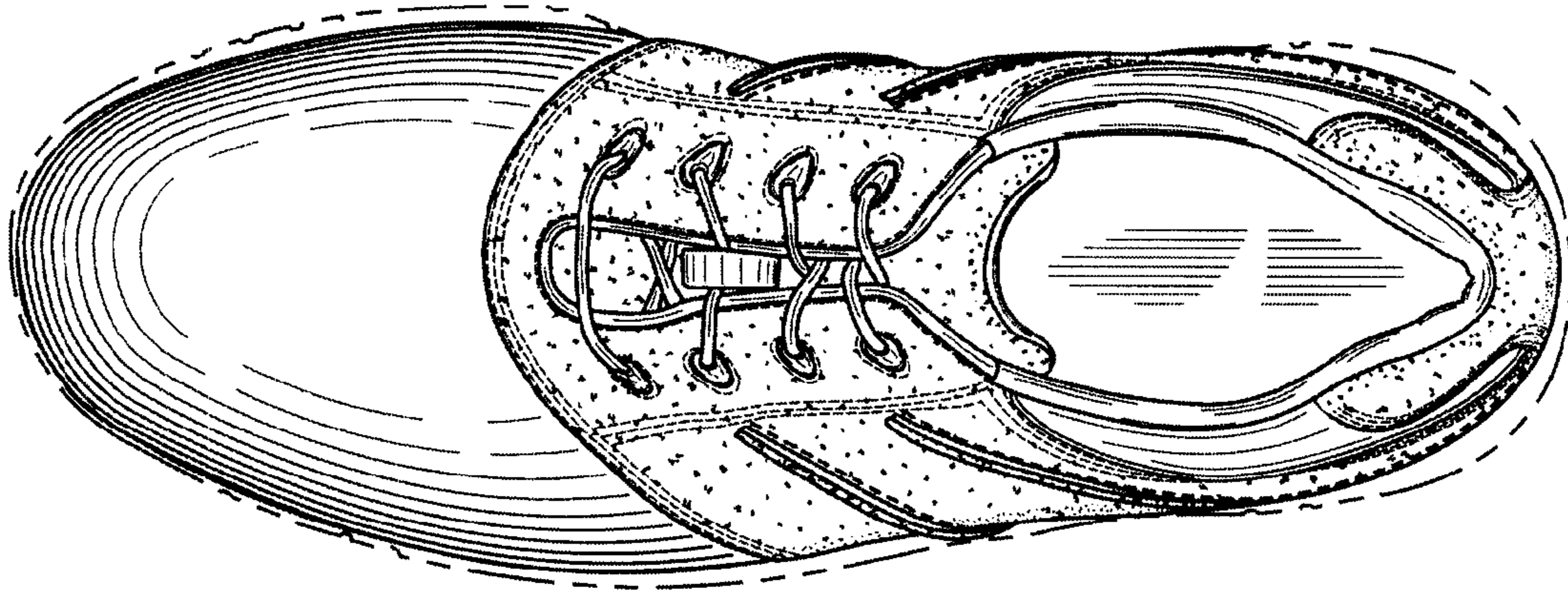


FIG. 6

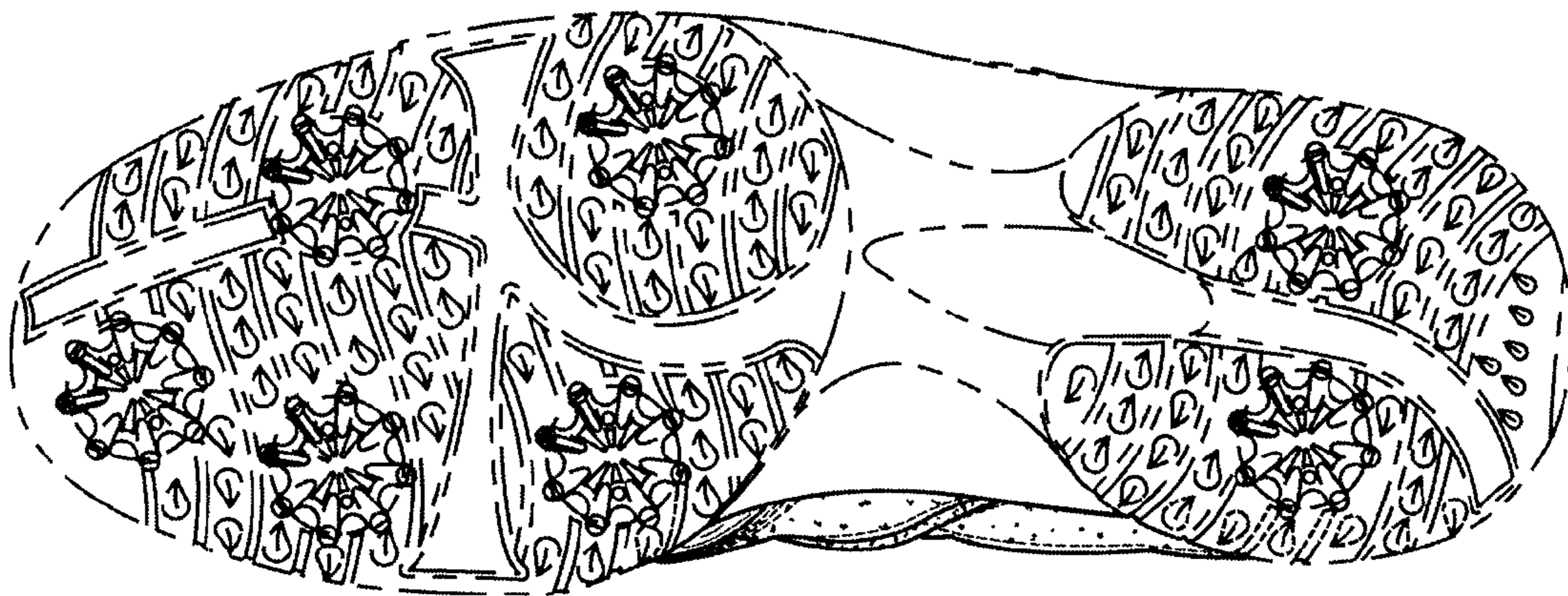


FIG. 7