



US00D530067S

(12) **United States Design Patent**
Cockrell

(10) **Patent No.:** **US D530,067 S**

(45) **Date of Patent:** **** Oct. 17, 2006**

- (54) **SLIP RESISTANT SOLE**
- (75) Inventor: **John Cockrell**, Greensboro, NC (US)
- (73) Assignee: **Shoes for Crews, Inc.**, West Palm Beach, FL (US)
- (**) Term: **14 Years**
- (21) Appl. No.: **29/207,653**
- (22) Filed: **Jun. 15, 2004**
- (51) **LOC (8) Cl.** **02-04**
- (52) **U.S. Cl.** **D2/959; D2/951; D2/953; D2/957; D2/960**
- (58) **Field of Classification Search** D2/902, D2/946-949, 951-960; 36/3 B, 22 R, 24.5, 36/25 R, 28, 32 R, 34 R, 67 A, 59 C
See application file for complete search history.

- D370,993 S * 6/1996 Mangee D2/959
- D373,896 S 9/1996 Parker
- D388,241 S * 12/1997 Merceron D2/959
- D389,995 S 2/1998 Cockrell
- D394,342 S 5/1998 Schneider
- D401,743 S 12/1998 Wunsch
- D402,451 S 12/1998 Wunsch
- D405,944 S 2/1999 Sessa
- D412,239 S 7/1999 Sorofman
- D412,394 S 8/1999 Loveder
- D414,317 S 9/1999 Lubart
- D424,793 S 5/2000 Lubart
- D433,792 S 11/2000 Cockrell
- D445,243 S 7/2001 Cockrell
- D446,912 S 8/2001 Cockrell
- D446,914 S 8/2001 Cockrell
- D446,915 S 8/2001 Cockrell
- D446,916 S 8/2001 Cockrell
- D447,326 S 9/2001 Cockrell
- D462,159 S * 9/2002 Covatch D2/960
- D482,851 S * 12/2003 McClaskie D2/956
- D497,243 S * 10/2004 McClaskie D2/951

(56) **References Cited**

U.S. PATENT DOCUMENTS

- D16,018 S * 4/1885 Elliott D2/959
- 354,693 A 12/1886 Dick
- D51,643 S * 1/1918 Johnson D2/959
- D51,644 S 1/1918 Johnson
- D51,645 S * 1/1918 Johnson D2/954
- D51,646 S * 1/1918 Johnson D2/954
- 1,650,466 A 11/1927 Righter
- D117,831 S 11/1939 Johnson
- D119,266 S 3/1940 Johnson
- 2,580,840 A 1/1952 Rogndal
- D196,490 S 10/1963 Papoutsy
- 3,616,552 A 11/1971 Kniffin
- D259,823 S 7/1981 Greenlee
- D316,627 S 5/1991 Schneider
- 5,168,643 A 12/1992 Laurain
- 5,203,792 A 4/1993 Kaiser
- D335,572 S 5/1993 Peterson
- D346,480 S 5/1994 Davidson
- D356,885 S 4/1995 Poole, Jr.
- D362,745 S 10/1995 Skrivanek
- D366,952 S 2/1996 Pyle

* cited by examiner

Primary Examiner—Celia A. Murphy
(74) *Attorney, Agent, or Firm*—McHale & Slavin, P.A.

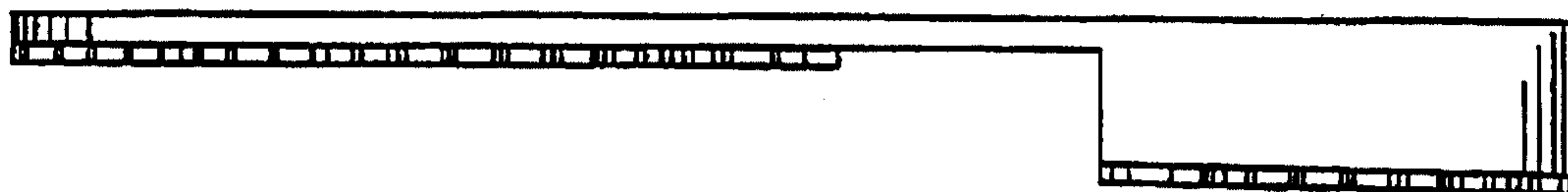
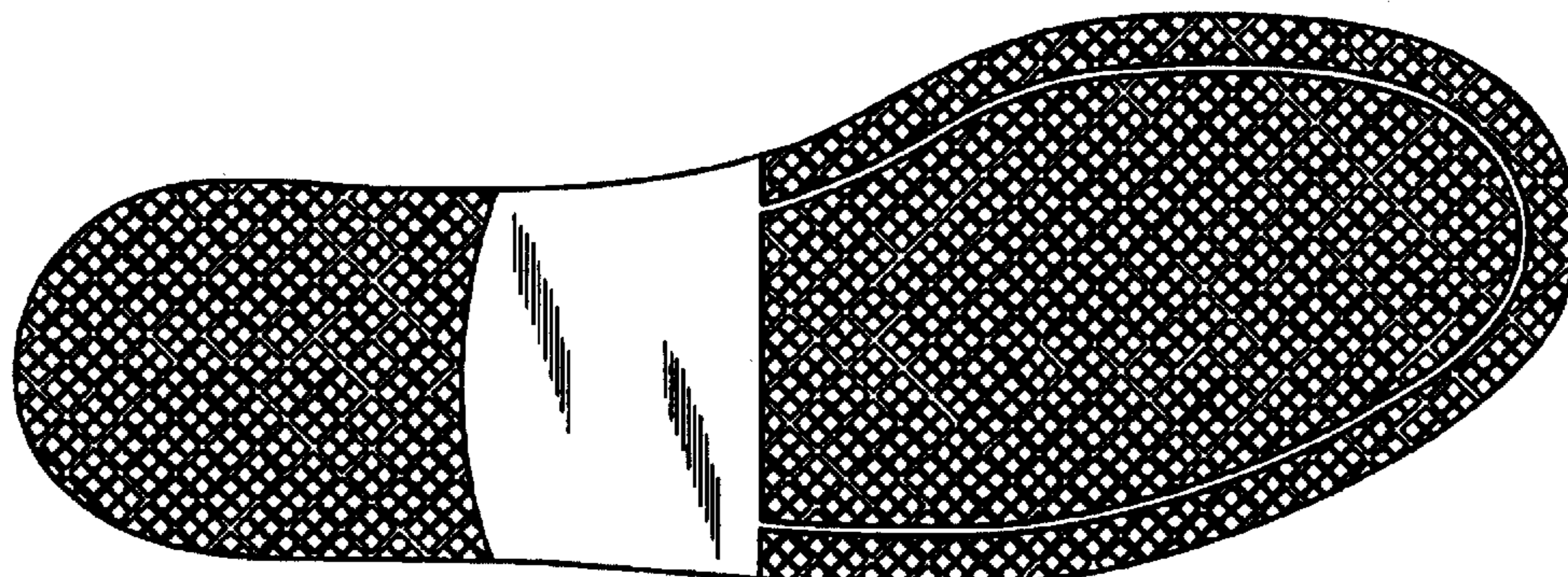
(57) **CLAIM**

The ornamental design for a slip resistant sole, as shown and described.

DESCRIPTION

FIG. 1 is a bottom plan view of a slip resistant sole showing my new design;
FIG. 2 is a top plan view thereof;
FIG. 3 is a front view thereof;
FIG. 4 is a rear view thereof;
FIG. 5 is a right side view thereof; and,
FIG. 6 is a left side view thereof.
The broken lines shown in FIG. 2 illustrate the portions of the design that form no part of the claim.

1 Claim, 2 Drawing Sheets



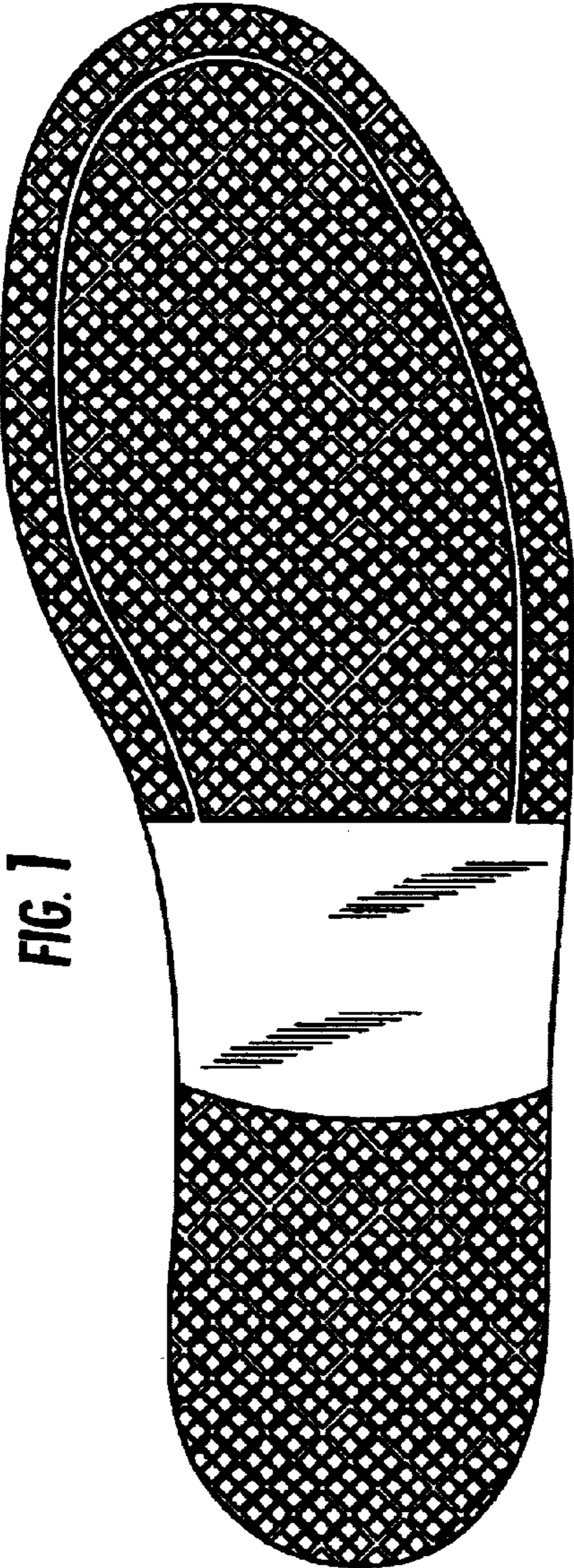


FIG. 1

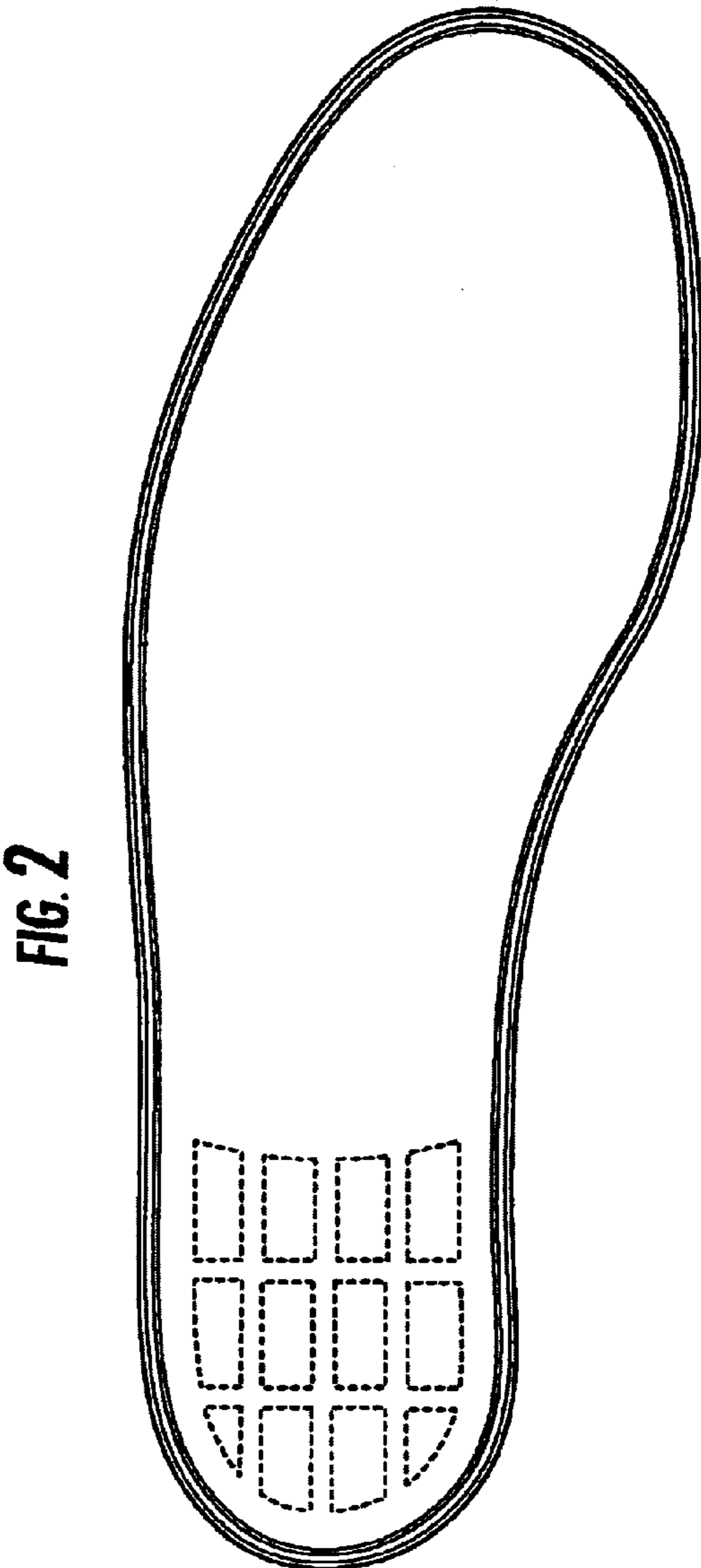


FIG. 2

FIG. 3

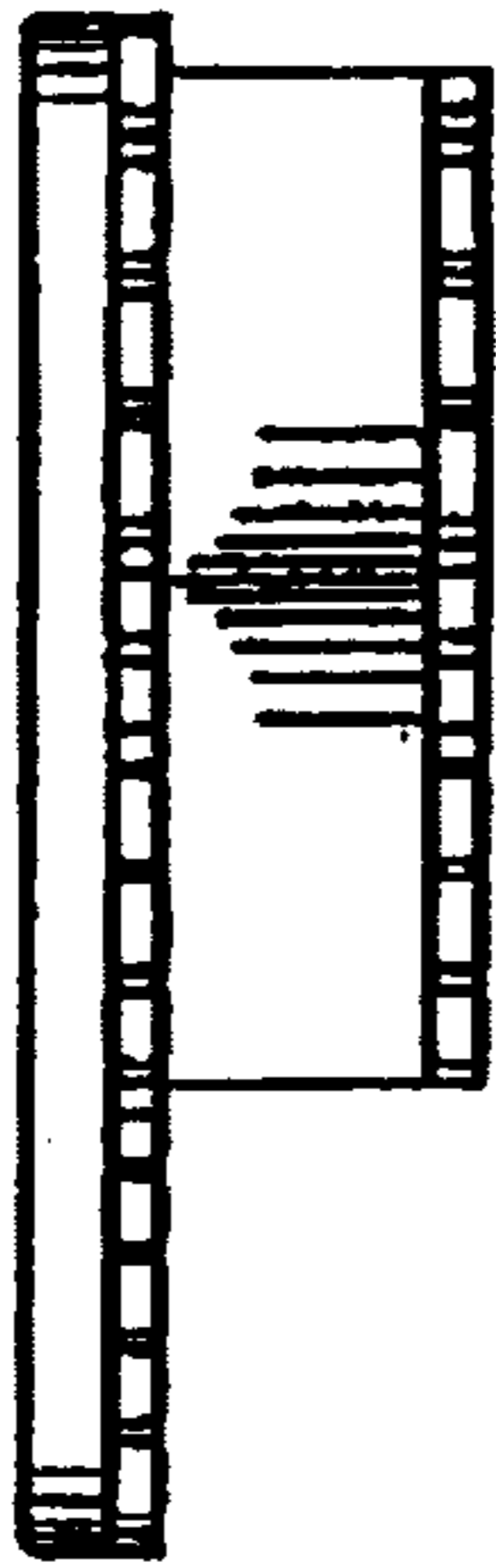


FIG. 4




FIG. 5

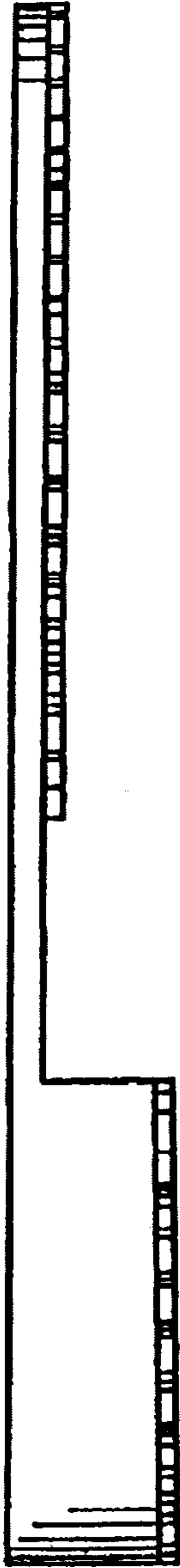


FIG. 6

