



US00D530062S

(12) **United States Design Patent**
Schoenborn et al.

(10) **Patent No.:** **US D530,062 S**
(45) **Date of Patent:** **** Oct. 17, 2006**

(54) **FOOTWEAR UPPER**

(75) Inventors: **Mary L. Schoenborn**, Rockford, MI (US); **Tuan N. Le**, Portland, OR (US)
(73) Assignee: **Wolverine World Wide, Inc.**, Rockford, MI (US)
(**) Term: **14 Years**

(21) Appl. No.: **29/231,284**
(22) Filed: **Jun. 2, 2005**

(51) **LOC (8) Cl.** **02-04**
(52) **U.S. Cl.** **D2/916**
(58) **Field of Classification Search** D2/896,
D2/900, 916-918, 969; 36/8.1, 11.5
See application file for complete search history.

(56) **References Cited**

U.S. PATENT DOCUMENTS

D163,359 S	*	5/1951	Braun	D2/916
3,800,444 A	*	4/1974	Young	36/11.5
D394,742 S	*	6/1998	Gaudio	D2/969
D418,280 S	*	1/2000	Kieler	D2/916
D429,873 S	*	8/2000	Ritter et al.	D2/916
D458,009 S	*	6/2002	Ritter et al.	D2/916
D479,388 S		9/2003	Matis		
D512,213 S	*	12/2005	Hlavacs	D2/972
D515,800 S	*	2/2006	Bertholon	D2/972

OTHER PUBLICATIONS

Merrell Fall 1997 Catalog, p. 12.
Merrell Fall 2001 Catalog, p. 52.

* cited by examiner

Primary Examiner—Stella Reid
Assistant Examiner—Rashida C. McCoy
(74) *Attorney, Agent, or Firm*—Warner Norcross & Judd

(57) **CLAIM**

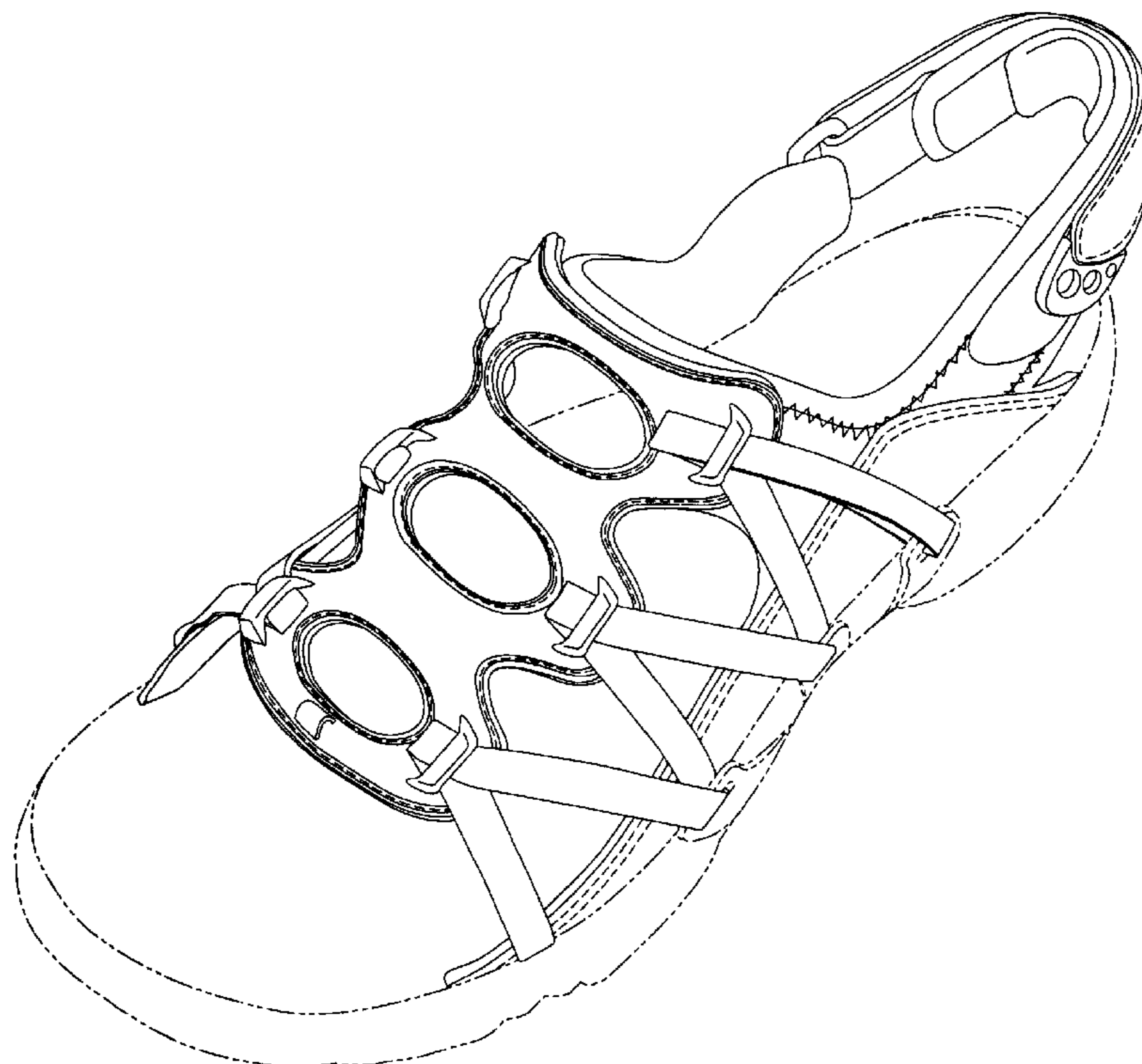
The ornamental design for footwear upper, as shown and described.

DESCRIPTION

FIG. 1 is a perspective view of the footwear upper embodying the new design;
FIG. 2 is a top plan view thereof;
FIG. 3 is a right side view thereof;
FIG. 4 is a left side view thereof;
FIG. 5 is a front view thereof; and,
FIG. 6 is a rear view thereof.

FIGS. 1-6 show features of an article of footwear in phantom lines. These features are shown for environmental purposes and do not form any part of the claimed design. Further, the phantom lines immediately adjacent the solid-line portions of the design form the boundary of the design, with the phantom lines forming no part of the claimed design.

1 Claim, 4 Drawing Sheets



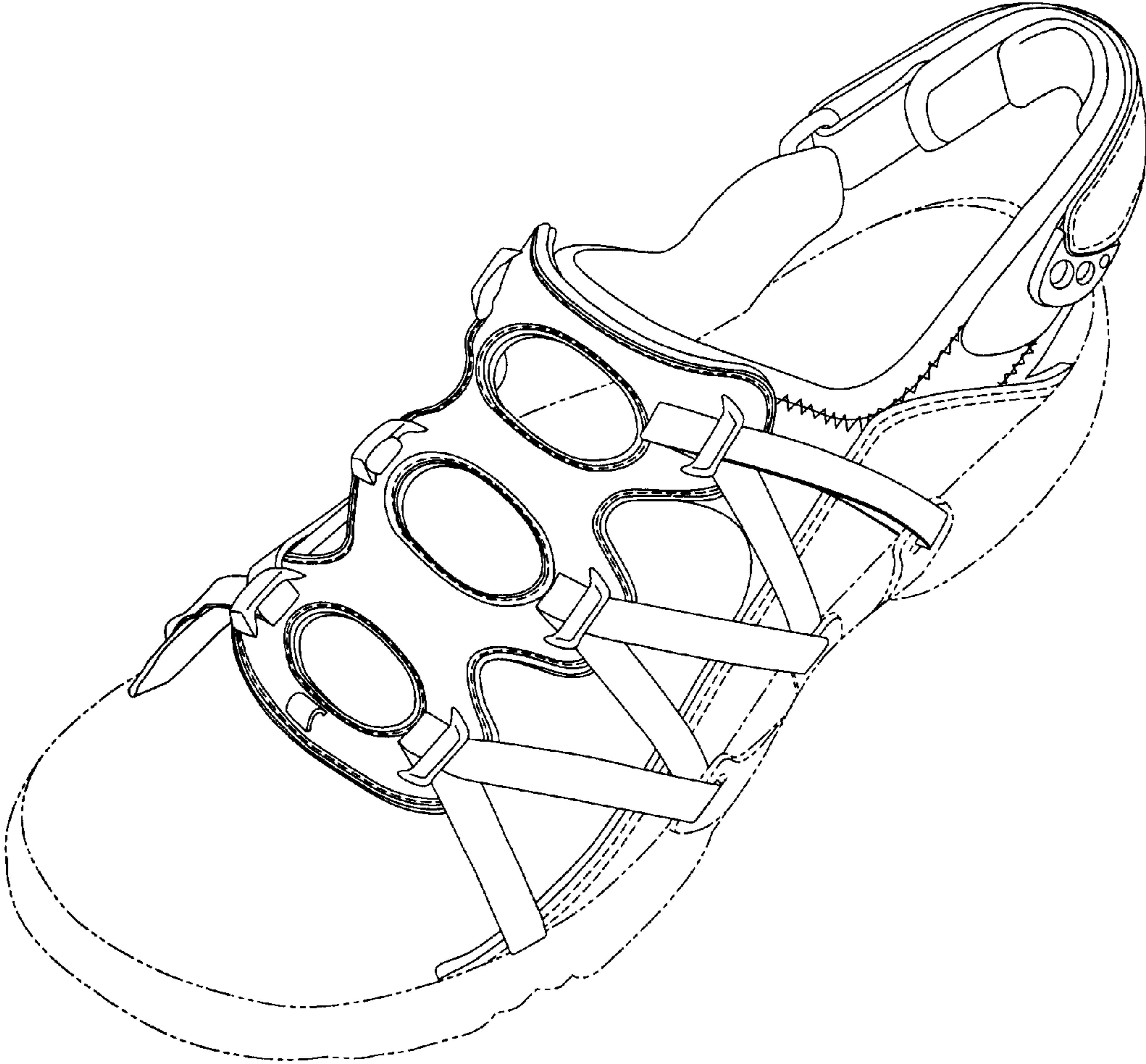


Fig. 1




Fig. 2

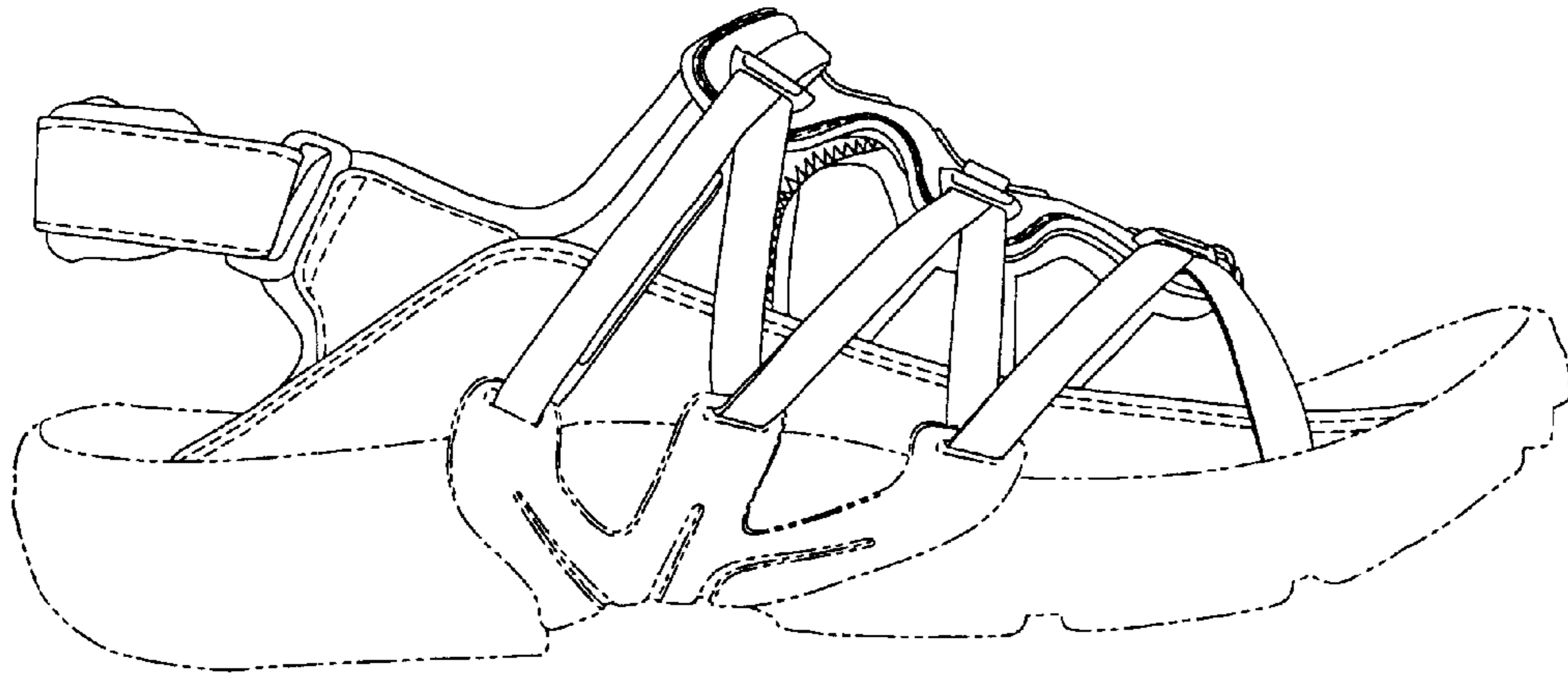


Fig. 3

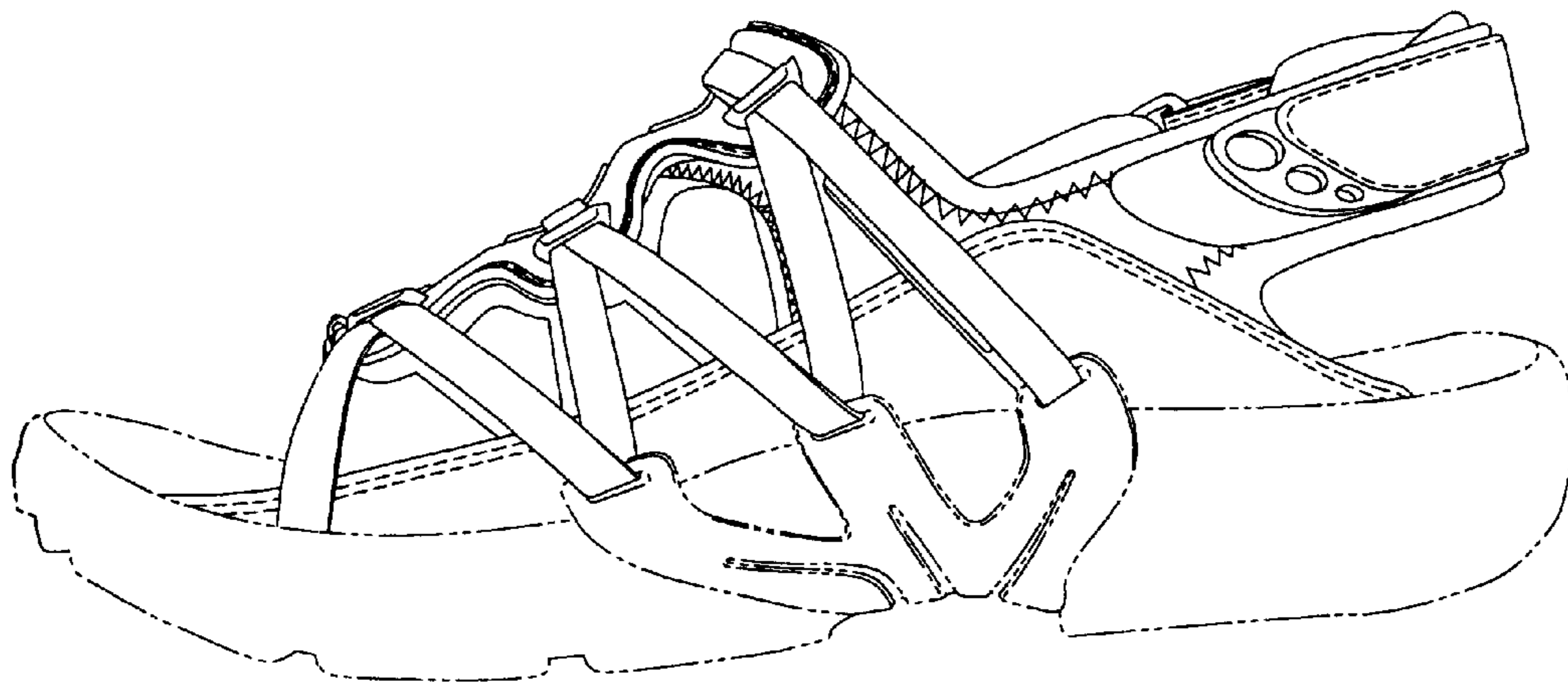


Fig. 4




Fig. 5

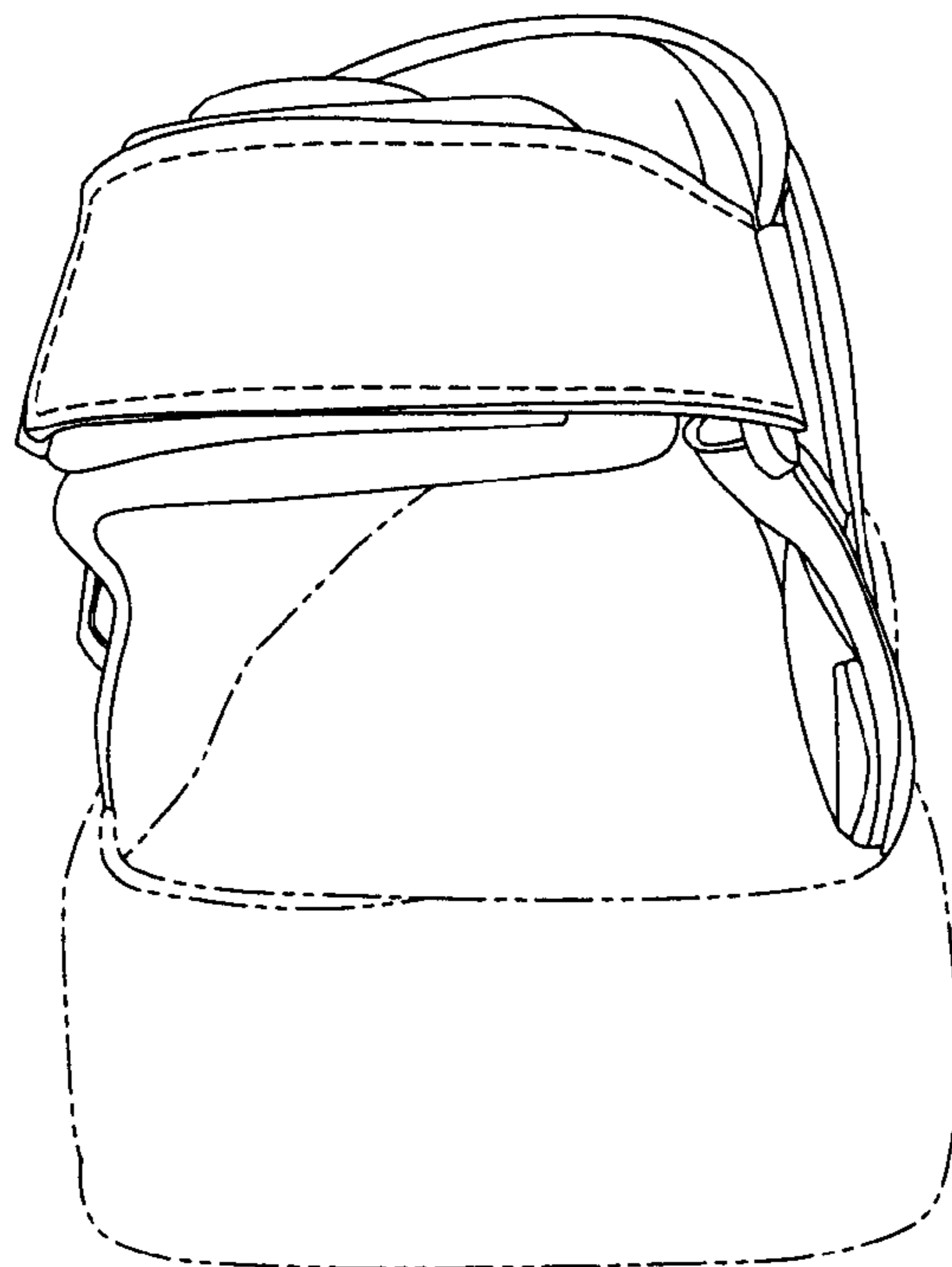


Fig. 6