



US00D530057S

(12) **United States Design Patent**
Cumpton et al.

(10) **Patent No.:** **US D530,057 S**

(45) **Date of Patent:** **** Oct. 17, 2006**

(54) **SLICED RECTANGULAR BLOCK OF FOOD MATERIAL HAVING FOUR OBLIQUE CUTS**

(75) Inventors: **Cole A. Cumpton**, Clinton, MO (US);
Kenny D. Ramond, Lowry City, MO (US)

(73) Assignee: **Schreiber Foods, Inc.**, Green Bay, WI (US)

(**) Term: **14 Years**

(21) Appl. No.: **29/217,244**

(22) Filed: **Nov. 15, 2004**

(51) **LOC (8) Cl.** **01-03**

(52) **U.S. Cl.** **D1/121; D1/191**

(58) **Field of Classification Search** D1/106,
D1/121, 127, 129-30, 199; D25/113; 426/115,
426/121, 129-30, 144, 273-4, 303, 414,
426/518

See application file for complete search history.

(56) **References Cited**

U.S. PATENT DOCUMENTS

D14,607 S	*	2/1884	Keller	D28/8.2
D14,842 S		3/1884	Griscom, Jr.		
D26,312 S	*	11/1896	Brown	D1/121
D33,706 S	*	12/1900	Crosby et al.	D1/121
D56,913 S		1/1921	Edgerton		
1,952,698 A	*	3/1934	Willem	426/76
D99,995 S	*	6/1936	Brooks	D1/121
D198,741 S		7/1964	Kauffman, Jr.		
D227,352 S	*	6/1973	Meng et al.	D9/713
3,900,574 A		8/1975	Warwick		

4,046,923 A		9/1977	Meng et al.		
4,278,693 A		7/1981	Dingethal et al.		
D271,535 S	*	11/1983	Huzinec	D1/127
4,818,556 A	*	4/1989	Hoashi	426/615
5,945,145 A		8/1999	Narsutis et al.		
6,063,416 A		5/2000	Teasdale et al.		
D428,682 S	*	8/2000	Rapaport	D1/129
6,110,512 A		8/2000	Teasdale et al.		
D488,911 S		4/2004	Childress		
D495,463 S		9/2004	Childress		
D497,238 S		10/2004	Maniak		

* cited by examiner

Primary Examiner—Robin Webster

Assistant Examiner—Karen E. Patterson

(74) *Attorney, Agent, or Firm*—Brinks Hofer Gilson & Lione

(57) **CLAIM**

The ornamental design for a sliced rectangular block of food material having four oblique cuts, as shown and described.

DESCRIPTION

This application claims the benefit of priority to U.S. Application No. 10/926,369, herein incorporated by reference.

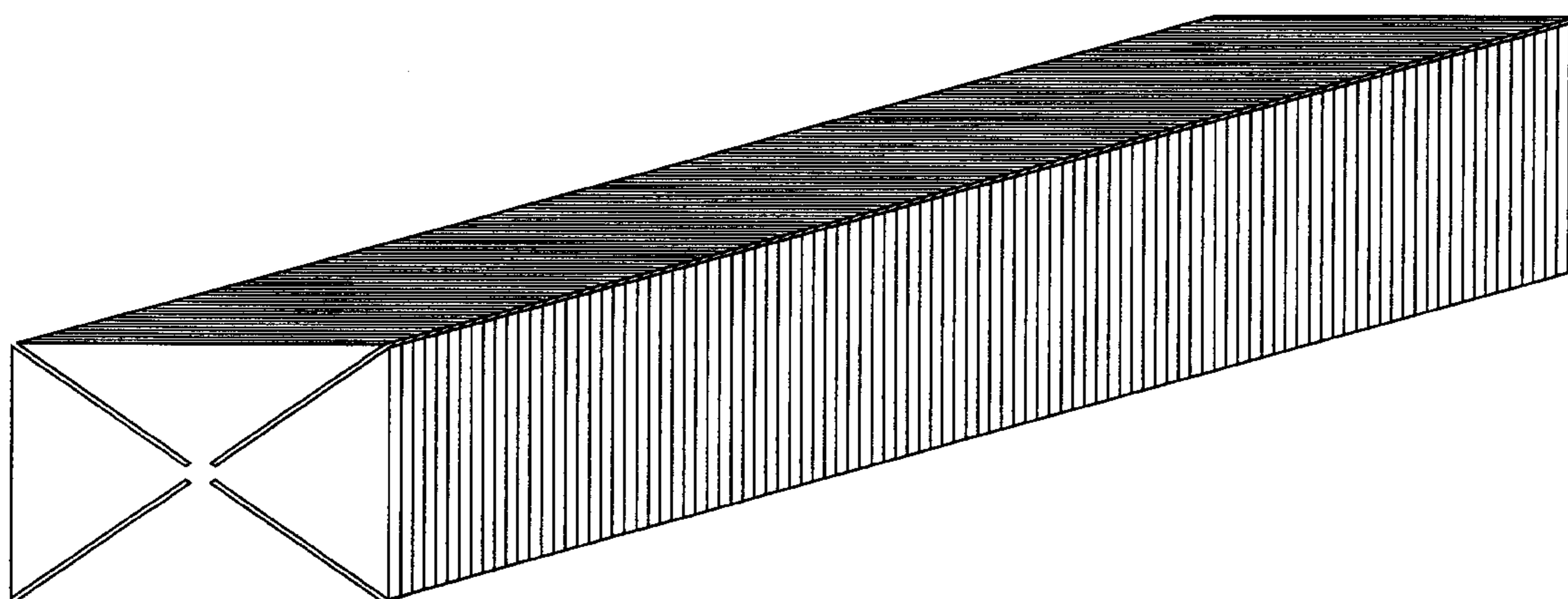
FIG. 1 is a side perspective view of a sliced rectangular block of food material having four oblique cuts in accordance with the present invention;

FIG. 2 is a front end view thereof, which is identical to a back end view thereof;

FIG. 3 is a top side view thereof, which is identical to a bottom side view thereof; and,

FIG. 4 is a left side view thereof, which is identical to a right side view thereof.

1 Claim, 2 Drawing Sheets



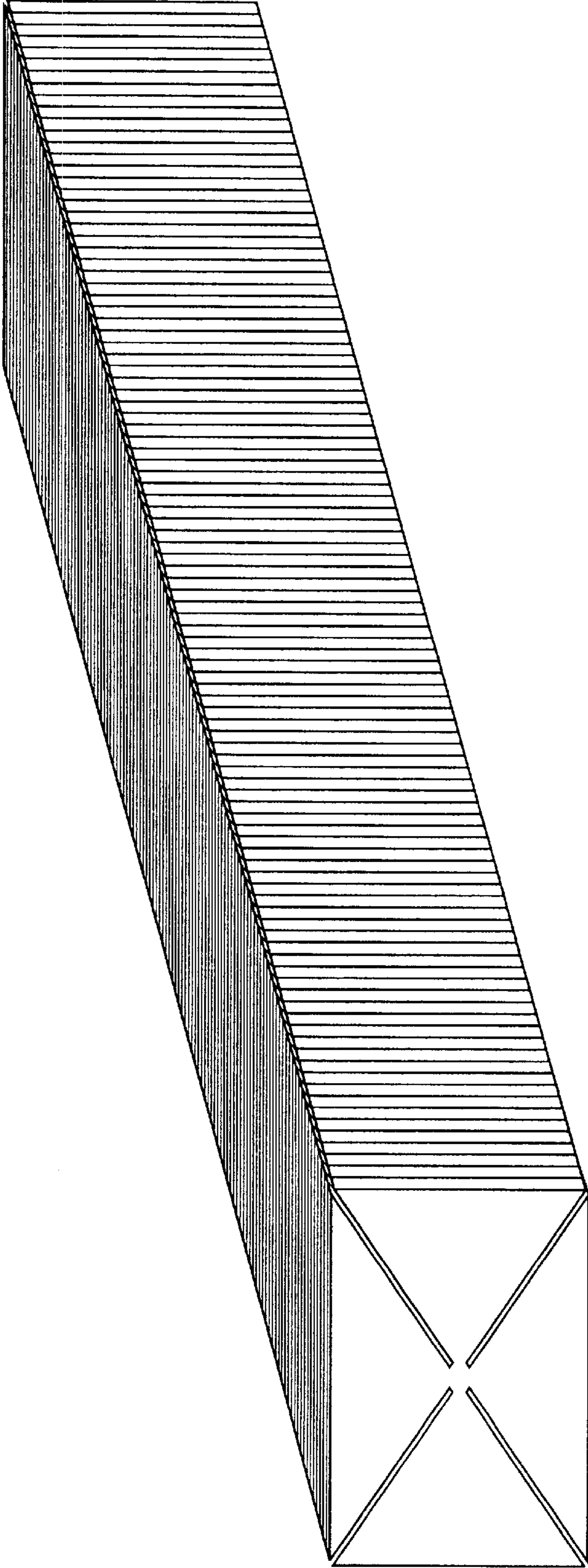


Fig. 1

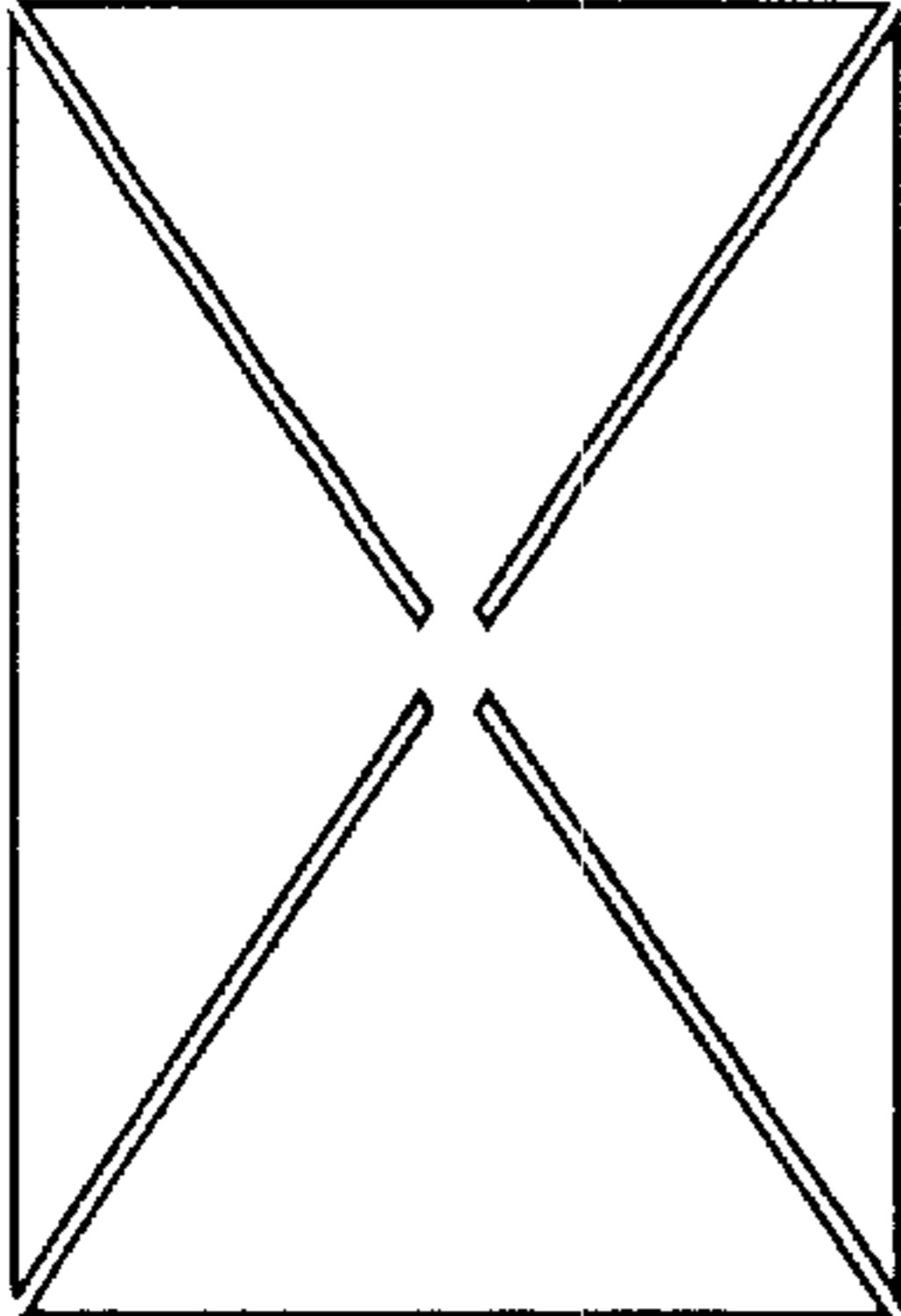


Fig. 2




Fig. 3




Fig. 4