



US00D530056S

(12) **United States Design Patent**  
**Albuja et al.**

(10) **Patent No.:** **US D530,056 S**  
(45) **Date of Patent:** **\*\* Oct. 17, 2006**

(54) **AQUATIC SHAPED TREAT**  
(75) Inventors: **Mario Albuja**, Eureka, MO (US);  
**Michael E. Leiweke**, Arnold, MO (US)  
(73) Assignee: **Societe des Produits Nestle S.A.**,  
Vevey (CH)  
(\*\*) Term: **14 Years**

(21) Appl. No.: **29/200,077**  
(22) Filed: **Feb. 20, 2004**

(51) **LOC (8) Cl.** ..... **01-06**  
(52) **U.S. Cl.** ..... **D1/111**  
(58) **Field of Classification Search** ..... D1/106,  
D1/111, 126-8, 199; D6/588, 598; D7/628;  
D11/50, 133-4; D20/14, 24, 30; D22/131;  
426/104

See application file for complete search history.

(56) **References Cited**

**U.S. PATENT DOCUMENTS**

2,776,215 A \* 1/1957 Thomas ..... 426/119  
D210,366 S \* 3/1968 Kroninger ..... D24/102  
D218,137 S \* 7/1970 Smith ..... D1/111  
D260,281 S \* 8/1981 Rist ..... D6/601  
D270,145 S \* 8/1983 Bruce ..... D11/82  
D311,265 S \* 10/1990 Mendenhall ..... D1/111  
D358,007 S \* 5/1995 Axelrod ..... D30/160  
D383,586 S \* 9/1997 Morales et al. .... D1/111  
D383,587 S \* 9/1997 Morales ..... D1/111  
D383,588 S \* 9/1997 Morales ..... D1/111

D462,504 S \* 9/2002 Rudy ..... D1/111  
D494,402 S \* 8/2004 Scansetti ..... D6/583

**FOREIGN PATENT DOCUMENTS**

DE 9300008 \* 1/1993

**OTHER PUBLICATIONS**

Modern Cake Decorating, 1969, p. 125.\*  
Good Housekeeping Complete Book of Cake Decorating,  
1973, p. 163 The Washington Post, Oct. 27, 2004, p. F3.\*

\* cited by examiner

*Primary Examiner*—Robin Webster

*Assistant Examiner*—Karen E. Patterson

(74) *Attorney, Agent, or Firm*—Bell, Boyd & Lloyd LLC

(57) **CLAIM**

We claim the ornamental design for an aquatic shaped treat,  
as shown and described herein.

**DESCRIPTION**

FIG. 1 illustrates a top plan view of the aquatic shaped treat  
of the present invention.

FIG. 2 illustrates a bottom plan view thereof.

FIG. 3 illustrates a top perspective view of one embodiment  
of the present invention.

FIG. 4 illustrates a top perspective view of one embodiment  
of the present invention.

FIG. 5 illustrates a bottom plan view thereof; and,

FIG. 6 illustrates a top perspective view of one embodiment  
of the present invention.

**1 Claim, 4 Drawing Sheets**

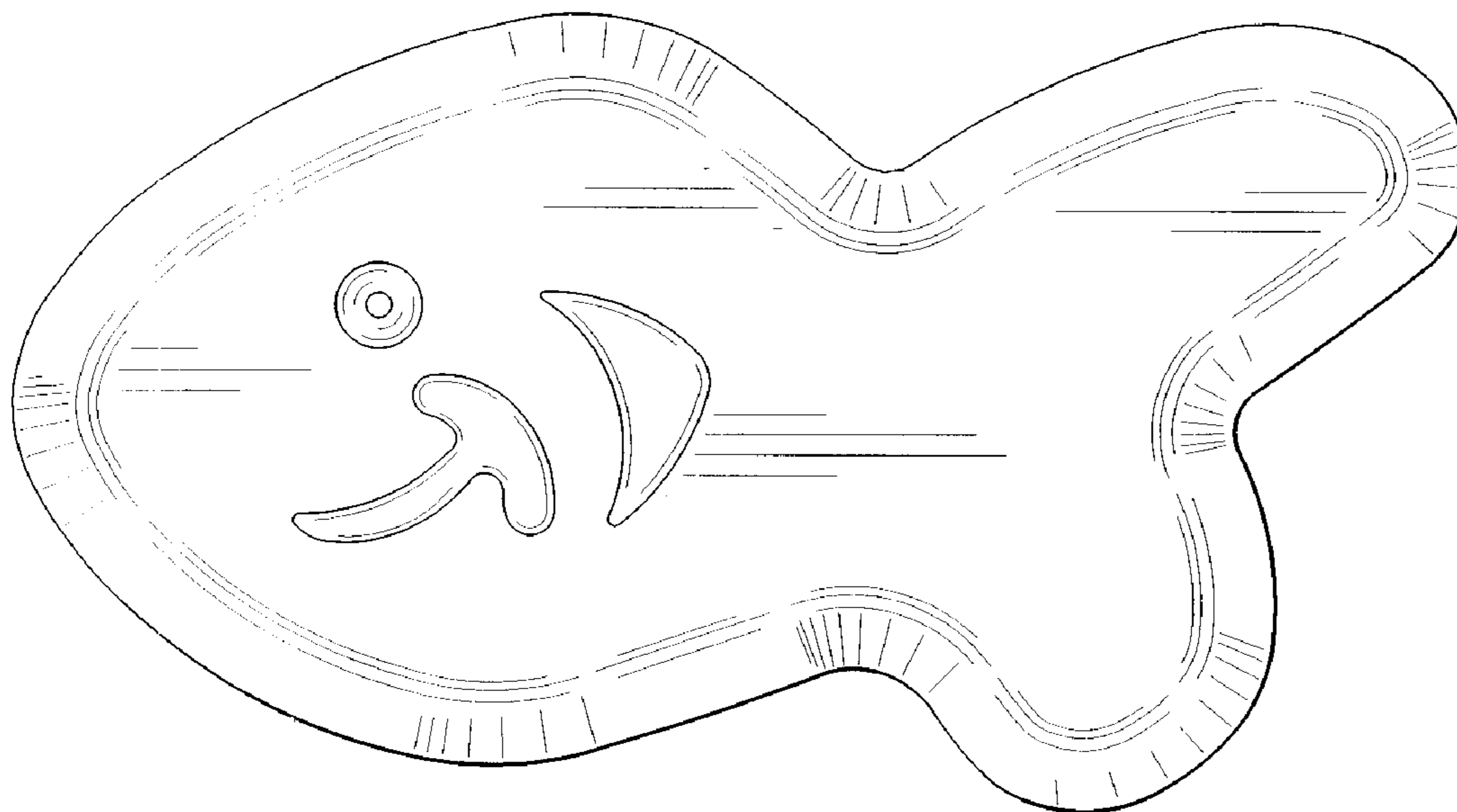


FIG.1

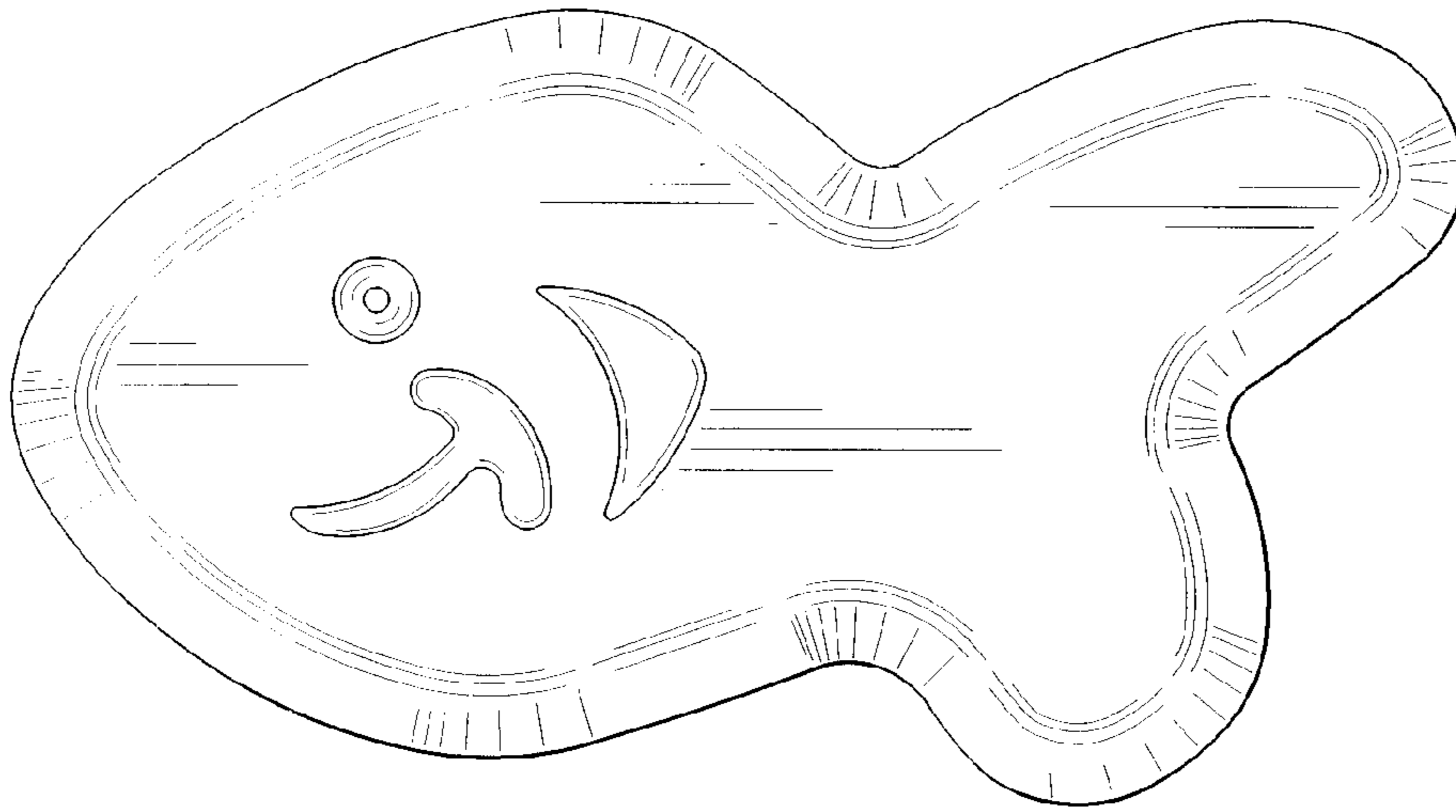


FIG.2




FIG. 3

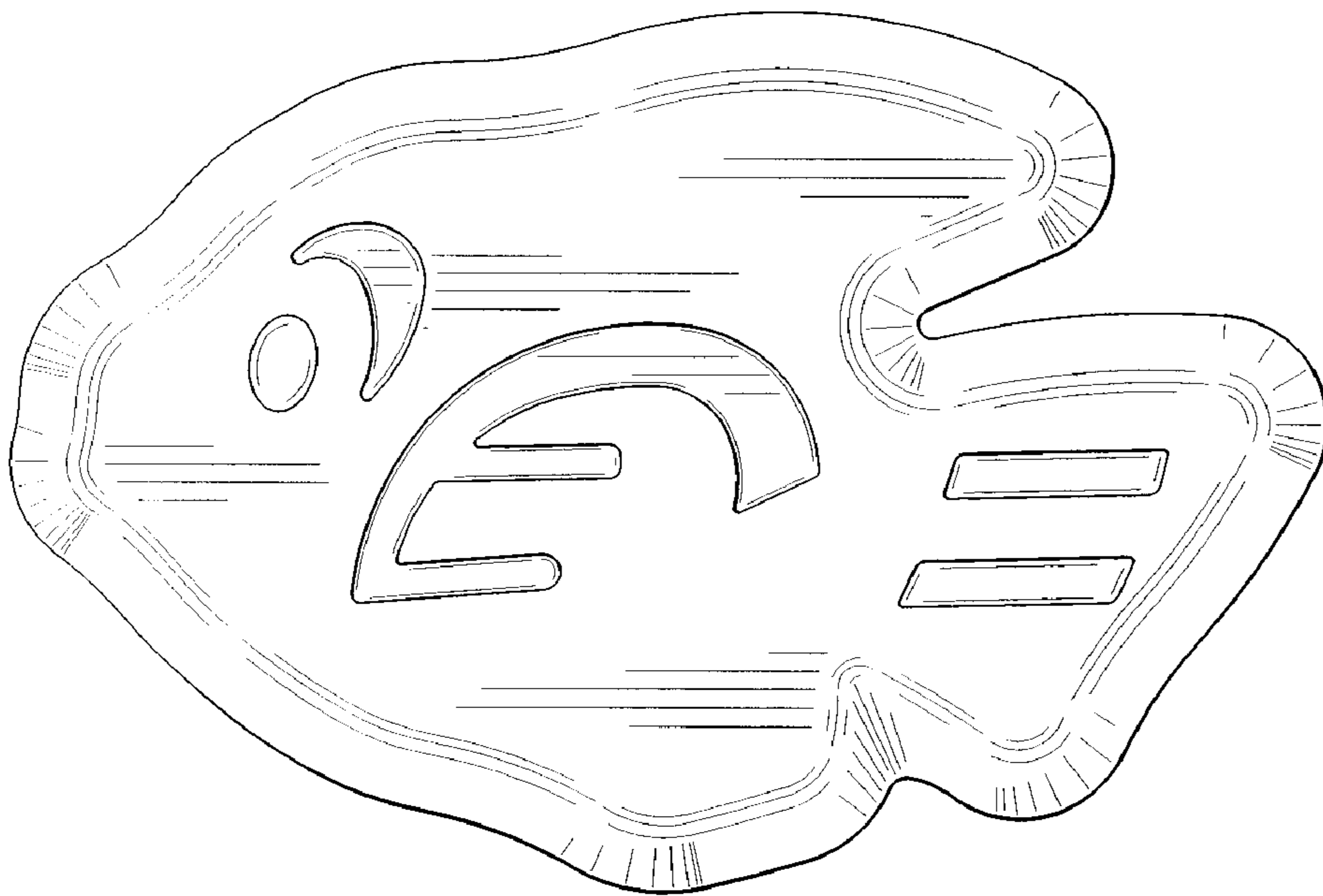


FIG.4




FIG.5

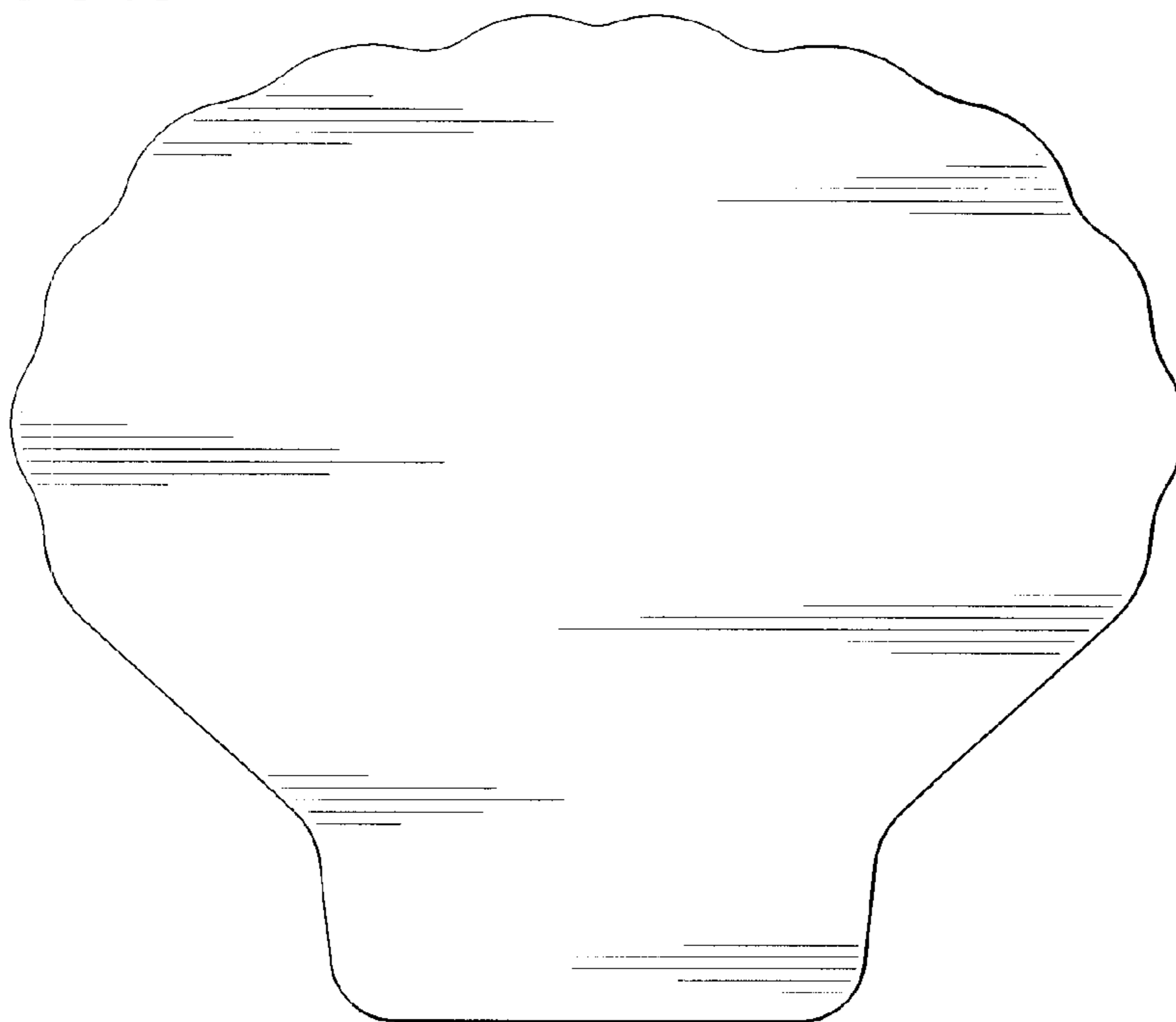


FIG. 6

