



US00D530047S

(12) **United States Design Patent**
Niskanen

(10) **Patent No.:** **US D530,047 S**

(45) **Date of Patent:** **** Oct. 10, 2006**

(54) **GOLF BALL SHAPED LEASH HOLDER**

(76) Inventor: **Will Niskanen**, 3624 42nd Ave.,
Minneapolis, MN (US) 55406

(**) Term: **14 Years**

(21) Appl. No.: **29/174,851**

(22) Filed: **Jan. 25, 2003**

(51) **LOC (8) Cl.** **30-09**

(52) **U.S. Cl.** **D30/154**

(58) **Field of Classification Search** D30/154,
D30/151, 153; D21/708, 709; 119/786-788,
119/792, 794, 795, 707-711, 797, 769, 784
See application file for complete search history.

(56) **References Cited**

U.S. PATENT DOCUMENTS

- 2,250,171 A * 7/1941 Wilkins 242/377
- 2,941,504 A * 6/1960 Supowitz 119/786
- D237,094 S * 10/1975 Martin D21/709
- D349,937 S * 8/1994 Hill D21/791

- 5,456,214 A * 10/1995 Quilling 119/795
- D401,647 S * 11/1998 Kasasima D21/709
- D461,212 S * 8/2002 Davis D21/707

* cited by examiner

Primary Examiner—Pamela J. Burgess

(74) *Attorney, Agent, or Firm*—Thrasher Associates, LLC

(57) **CLAIM**

I claim the ornamental design for a golf ball shaped leash holder, as shown and described.

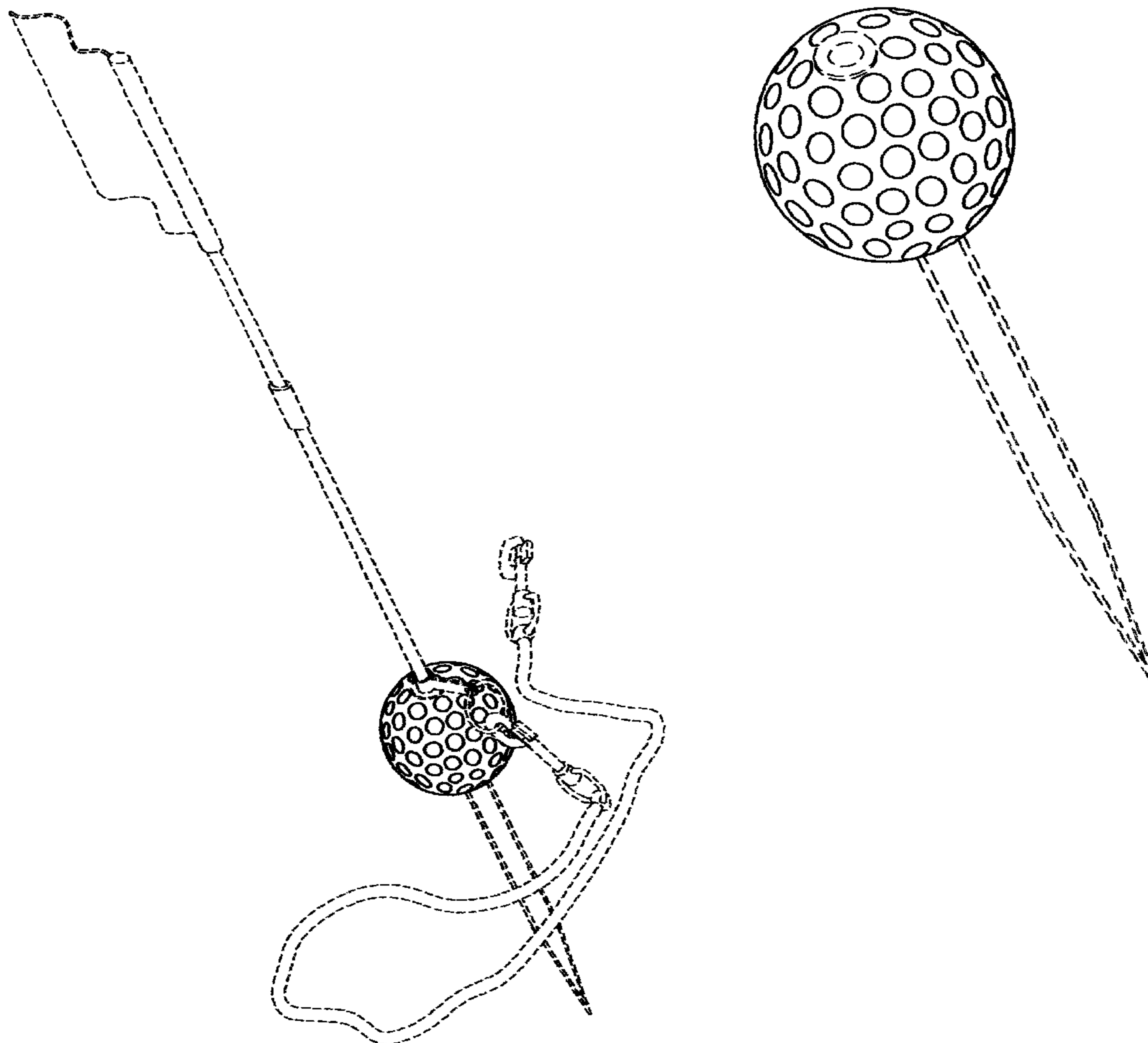
DESCRIPTION

FIG. 1 is an isometric view of a golf ball shaped leash holder showing my new design; and,

FIG. 2 is an isometric view of a second embodiment of a golf ball shaped leash holder showing my new design.

The broken lines immediately adjacent the solid line areas of the design represent the bounds of the claim and all other broken lines are for illustrative purposes only. None of the broken lines form a part of the claimed design.

1 Claim, 2 Drawing Sheets



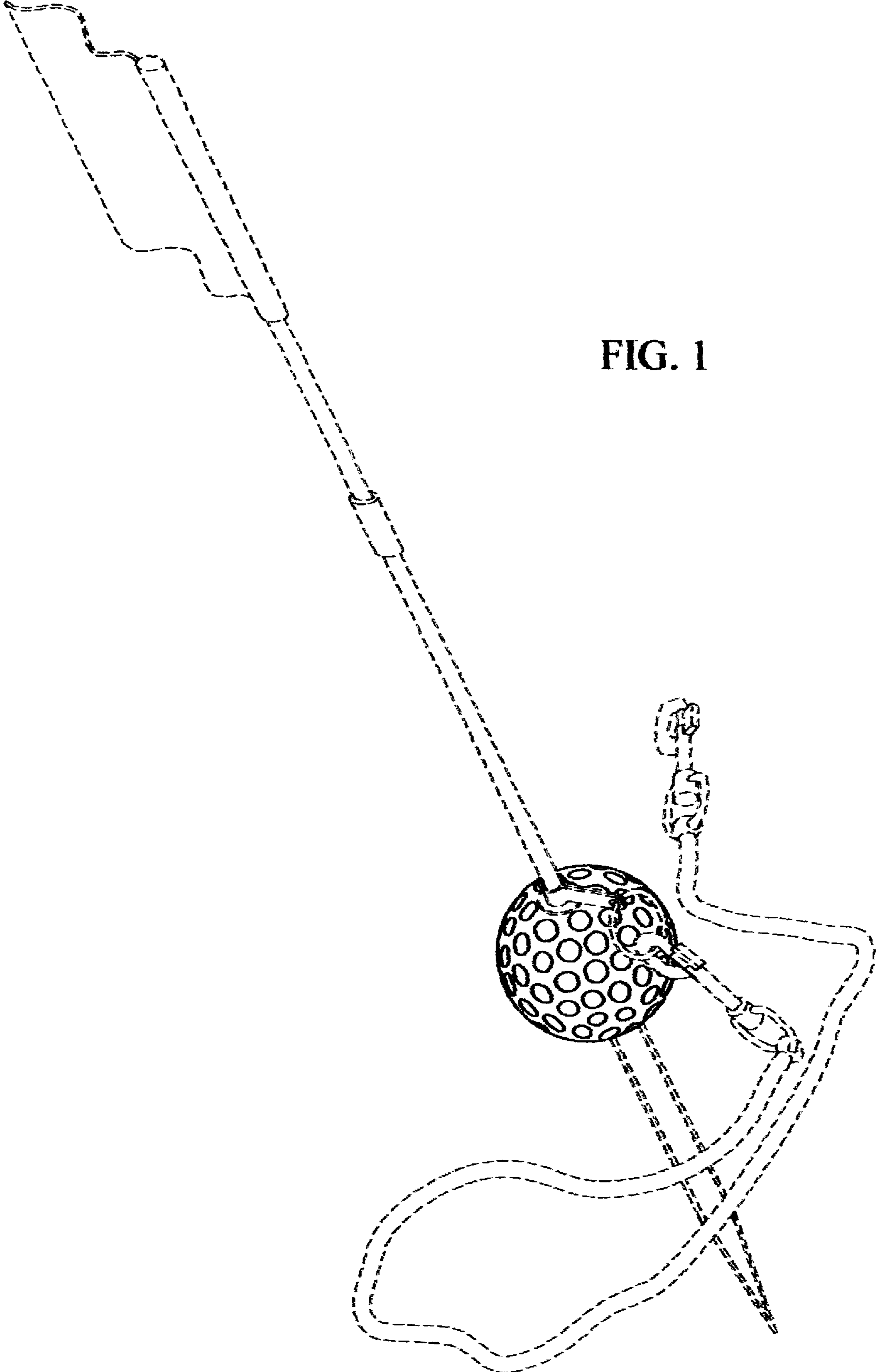


FIG. 1




FIG. 2