



US00D530041S

(12) **United States Design Patent**
Yando et al.

(10) **Patent No.:** **US D530,041 S**
(45) **Date of Patent:** **** Oct. 10, 2006**

(54) **LIGHT FIXTURE ORNAMENT**

(75) Inventors: **Roslyn Yando**, Brainardsville, NY (US); **Andrew Schonbek**, Plattsburgh, NY (US)

(73) Assignee: **Schonbek Worldwide Lighting, Inc.**, Plattsburgh, NY (US)

(**) Term: **14 Years**

(21) Appl. No.: **29/197,427**

(22) Filed: **Jan. 15, 2004**

(51) **LOC (8) Cl.** **26-99**

(52) **U.S. Cl.** **D26/154**

(58) **Field of Classification Search** D26/72,
D26/80-92, 138, 141-144, 152, 153, 154,
D26/149; 362/404-408, 806; D11/43, 79,
D11/89, 90, 121, 130; 63/13
See application file for complete search history.

(56) **References Cited**

U.S. PATENT DOCUMENTS

324,757	A	*	8/1885	Dunham	63/13
D16,350	S	*	10/1885	Jenkins	D26/154
D32,145	S	*	1/1900	Zell	D11/43
1,074,673	A	*	10/1913	Weiss	D11/79
D152,974	S	*	3/1949	Katz	D11/43
3,071,938	A	*	1/1963	Davidson	D11/43
D206,753	S	*	1/1967	Richardson	D11/121
D465,373	S	*	11/2002	Wilkinson	D11/79
D490,339	S	*	5/2004	Graff	D11/79

OTHER PUBLICATIONS

LUCAS: Lampada da soffitto; Banci Firenze s.r., Italy, 1 page (date unknown).

Crystal lighting fixture, p. 220, Florida Design Vo. 9, No. 1 (date unknown).

* cited by examiner

Primary Examiner—Clare E Heflin

(74) *Attorney, Agent, or Firm*—Heslin Rothenberg Farley & Mesiti P.C.

(57) **CLAIM**

The ornamental design for a light fixture ornament, as shown and described.

DESCRIPTION

This application is related to commonly assigned, concurrently filed U.S. design patent applications Ser. No. 29/197,423, Ser. No. 29/197,425, Ser. No. 29/197,426 and Ser. No. 29/197,424.

FIG. 1 is a perspective view of the light fixture ornament of the present design;

FIG. 2 is a front elevation view thereof;

FIG. 3 is a side elevation view thereof; the other side being a mirror image thereof;

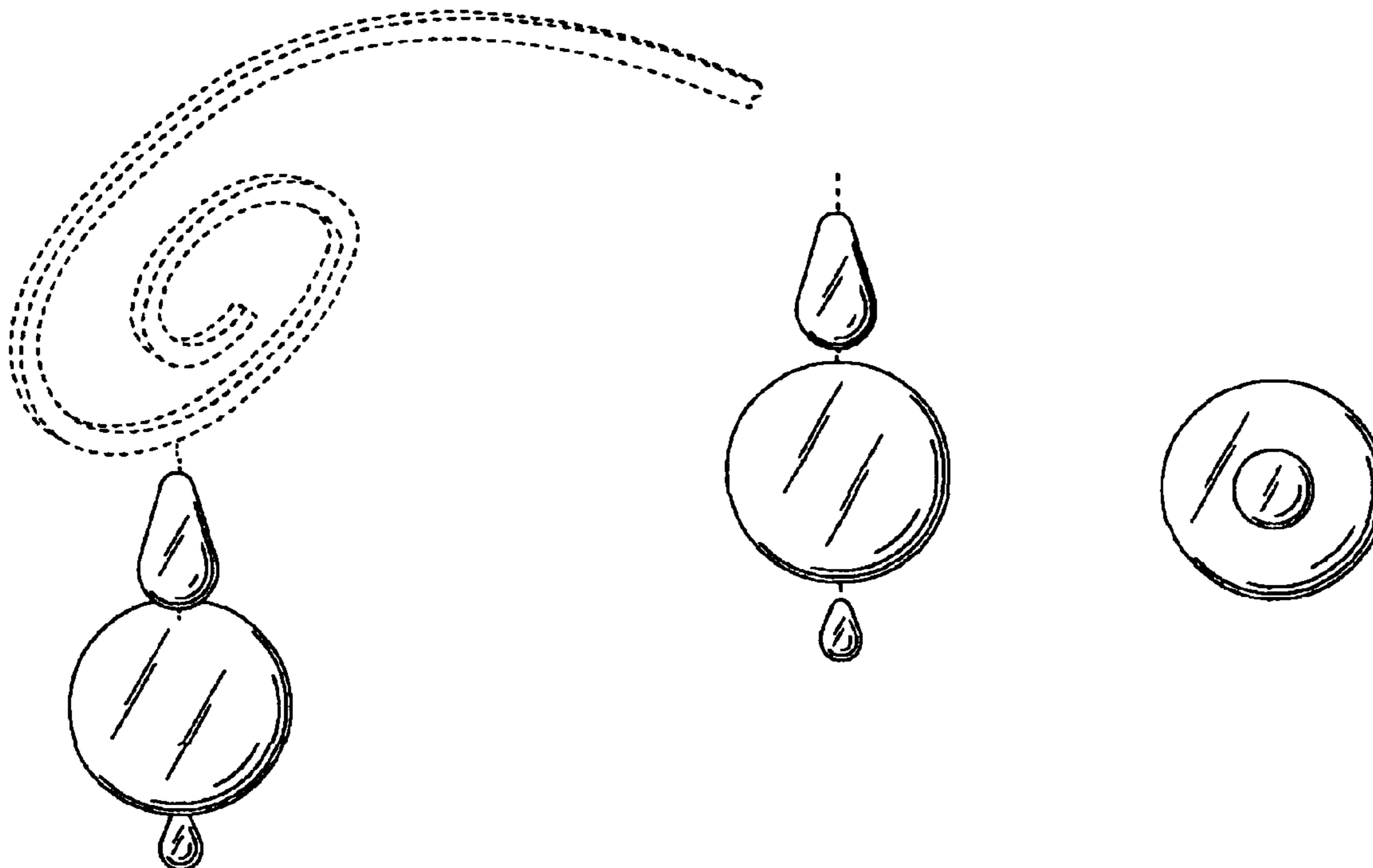
FIG. 4 is a back elevational view thereof;

FIG. 5 is a top plan view thereof; and,

FIG. 6 is a bottom plan view thereof.

The broken lines shown are for illustrative purposes only and form no part of the claimed design.

1 Claim, 1 Drawing Sheet



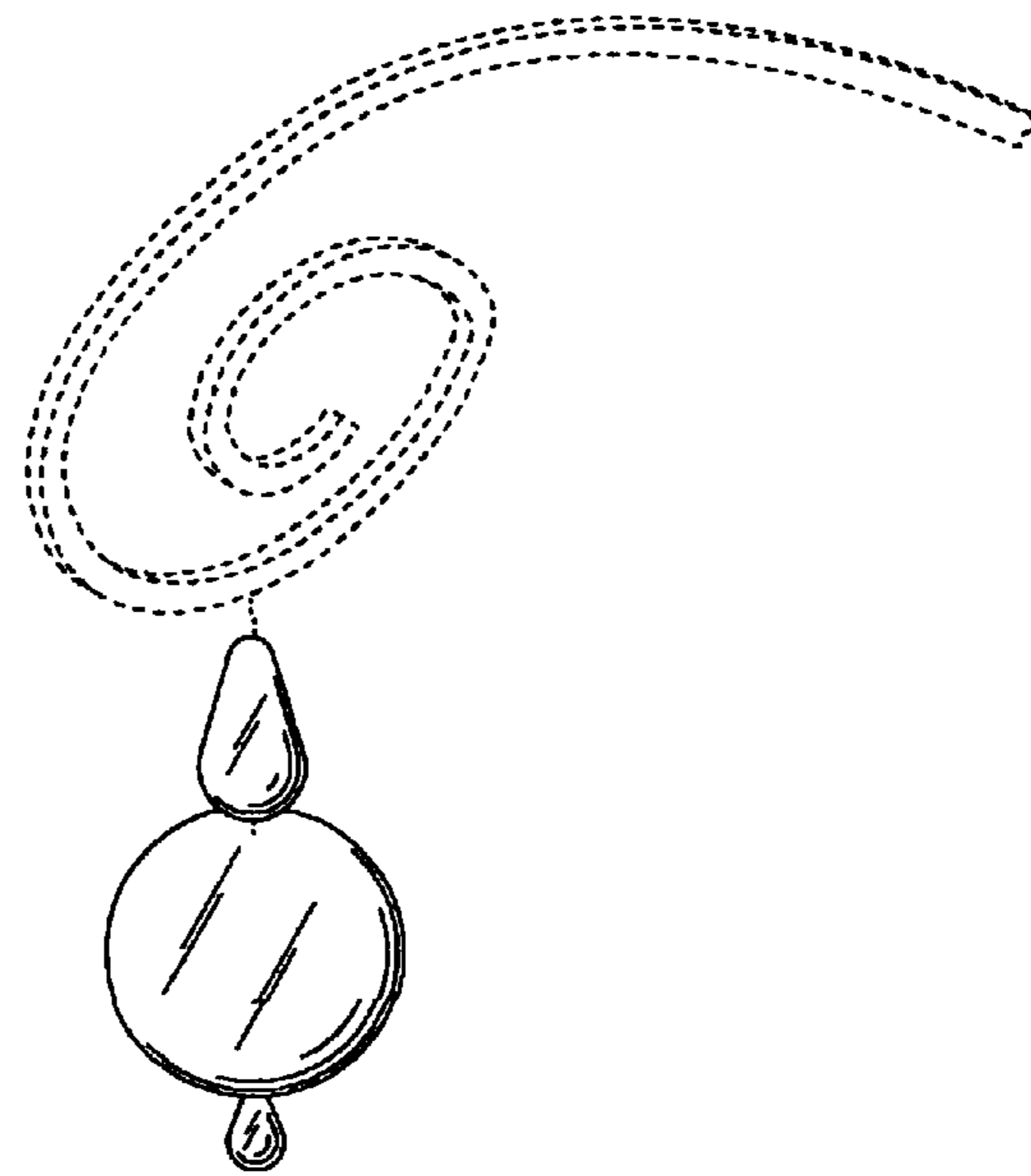


FIG. 1

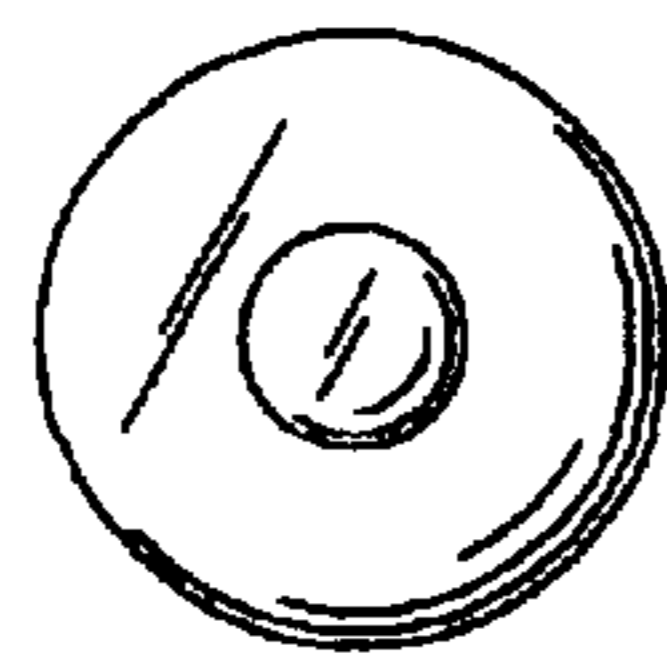


FIG. 5

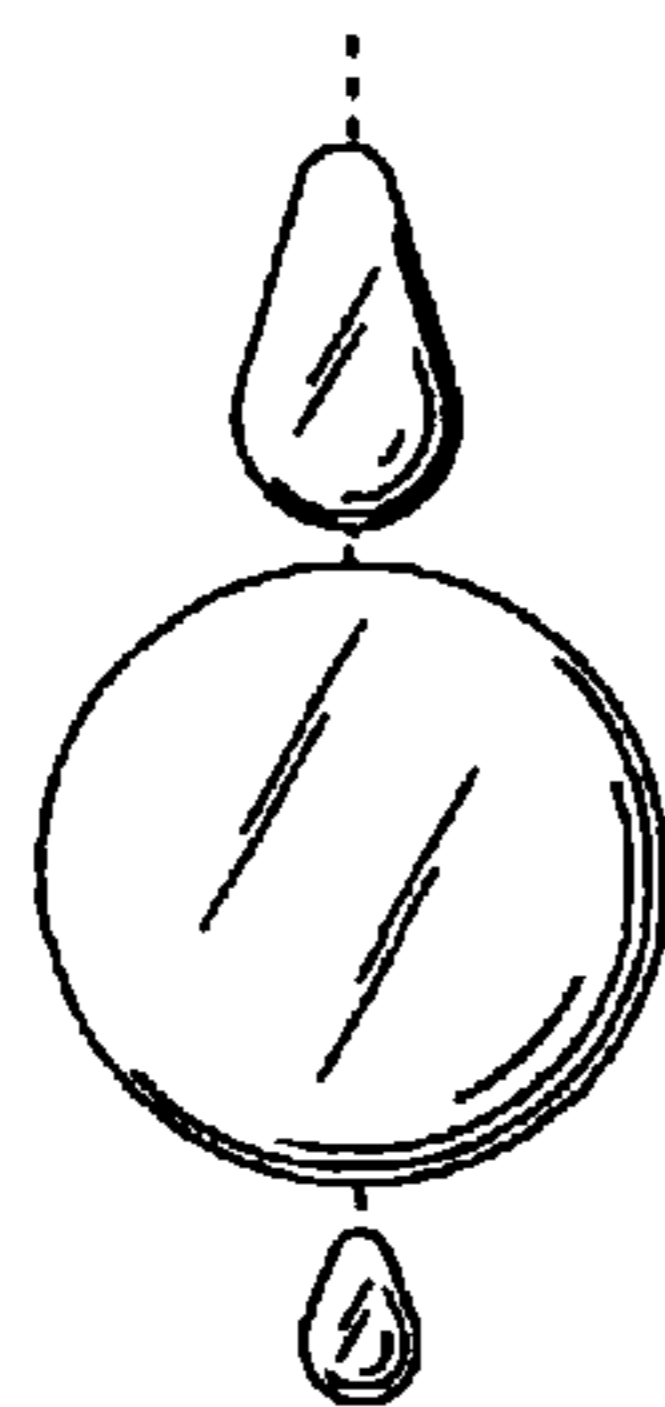


FIG. 2




FIG. 3




FIG. 4

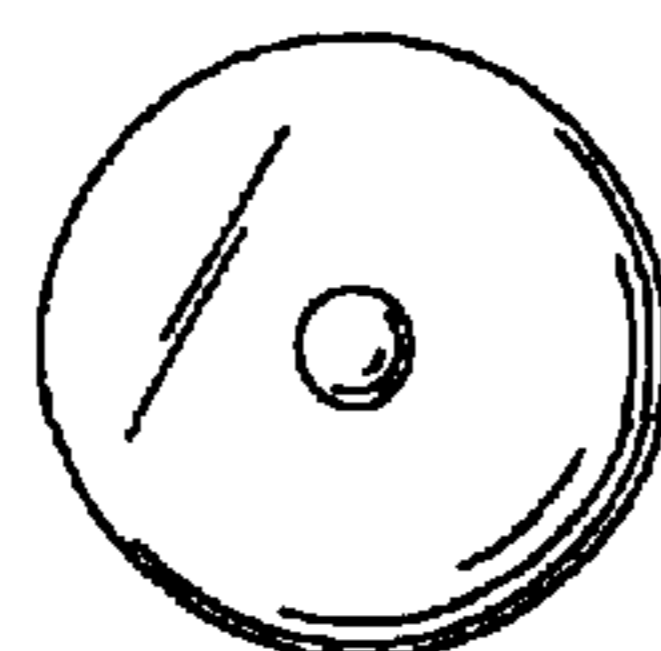


FIG. 6