



US00D530038S

(12) **United States Design Patent**  
**Kotovsky**

(10) **Patent No.:** **US D530,038 S**

(45) **Date of Patent:** **\*\* Oct. 10, 2006**

(54) **LIGHTING APPARATUS**

(76) Inventor: **Irwin Kotovsky**, 3941 California Ave.,  
Pittsburgh, PA (US) 15212

(\*\*) Term: **14 Years**

(21) Appl. No.: **29/222,677**

(22) Filed: **Feb. 2, 2005**

(51) **LOC (8) Cl.** ..... **26-03**

(52) **U.S. Cl.** ..... **D26/76**

(58) **Field of Classification Search** ..... D26/72,  
D26/75-78, 118, 122, 24; 362/605, 147,  
362/151, 217-225

See application file for complete search history.

(56) **References Cited**

**U.S. PATENT DOCUMENTS**

- 4,933,820 A \* 6/1990 Engel ..... 362/217
- D466,244 S \* 11/2002 Lewis et al. .... D26/76
- 6,769,784 B1 \* 8/2004 Yaphe et al. .... 362/147
- 6,837,592 B1 \* 1/2005 Dahlen ..... 362/217

2002/0075675 A1 \* 6/2002 Yaphe et al. .... 362/225

\* cited by examiner

*Primary Examiner*—Clare E Heflin

(74) *Attorney, Agent, or Firm*—Ansel M. Schwartz


(57) **CLAIM**

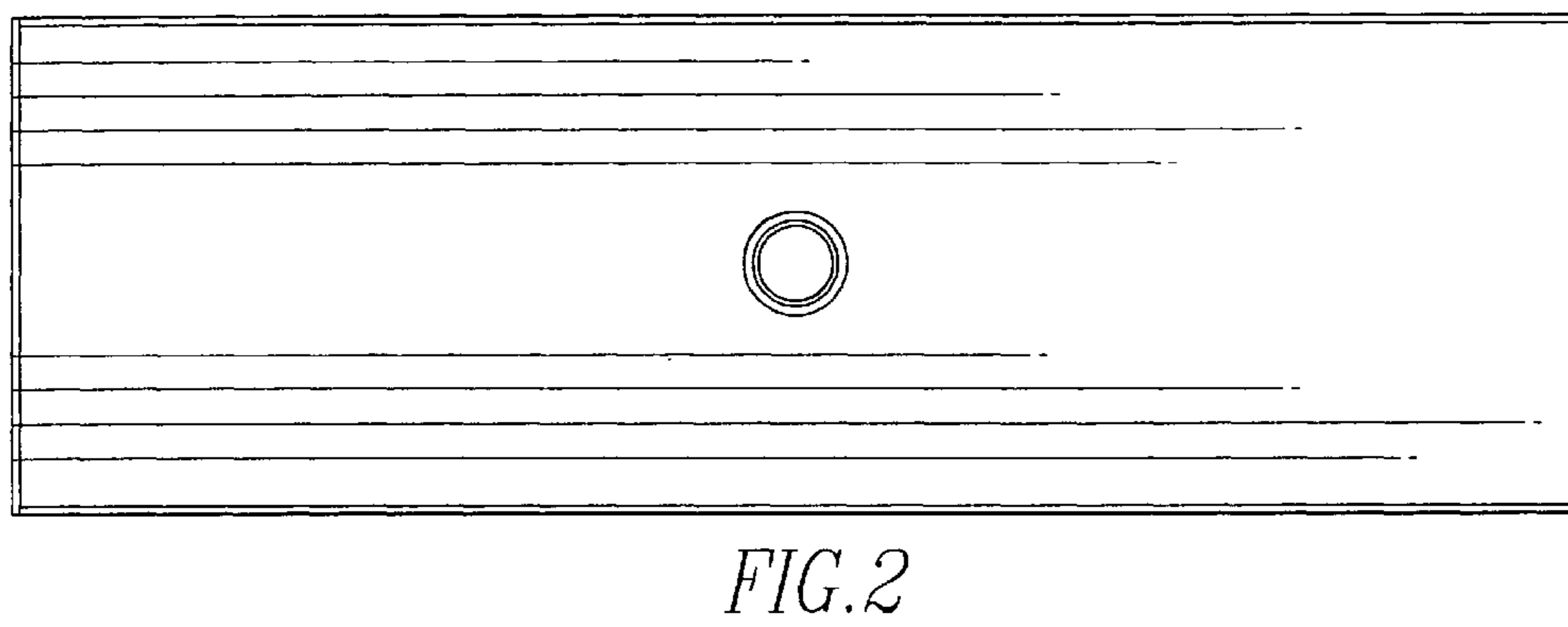
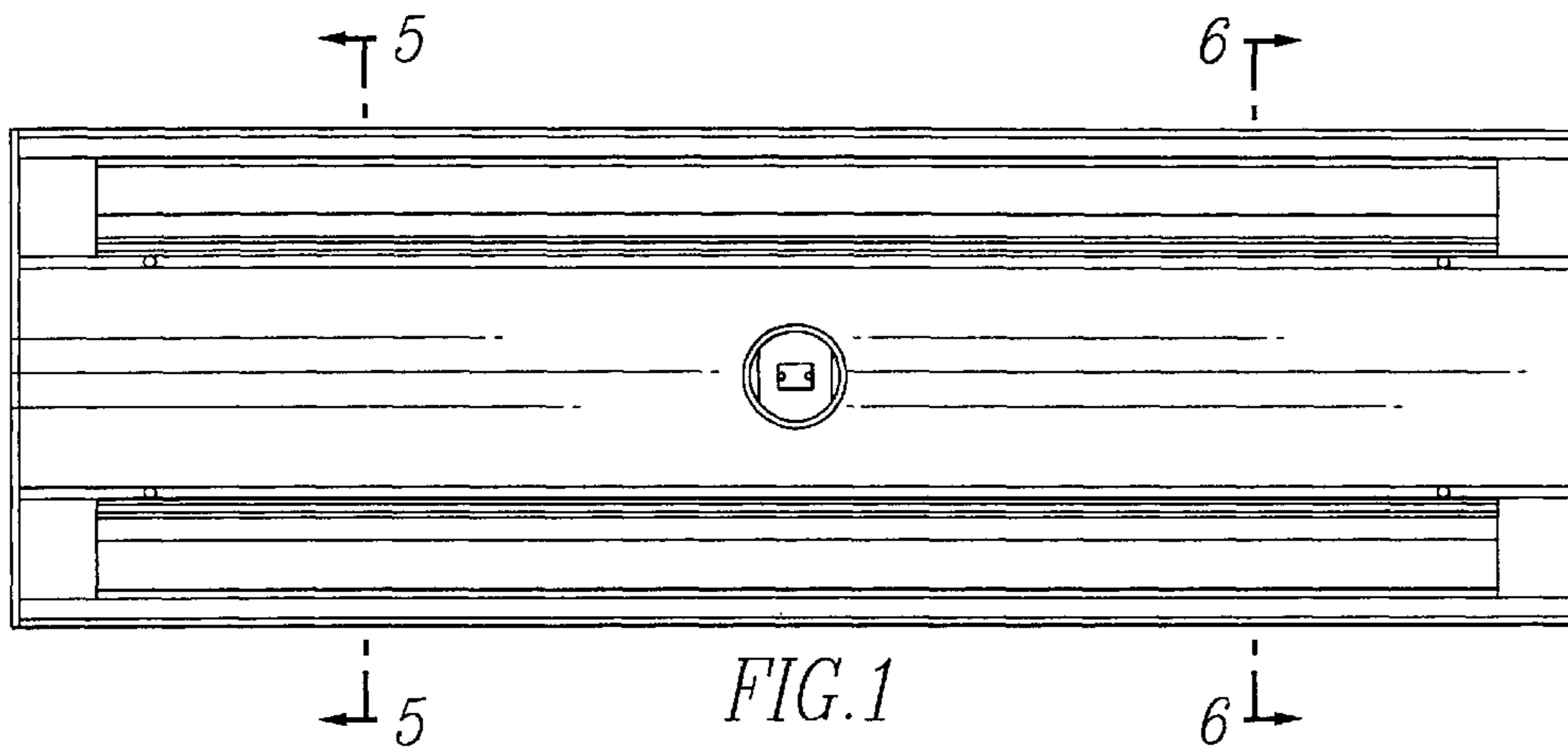
I claim the ornamental design for the lighting apparatus, as shown and described.

**DESCRIPTION**

FIG. 1 is a top plan view thereof;  
 FIG. 2 is a bottom plan view thereof;  
 FIG. 3 is a left side elevational view thereof;  
 FIG. 4 is a right side elevational view thereof; and,  
 FIG. 5 is a cross-sectional view taken along the line 5-5 in FIG. 1;  
 FIG. 6 is a cross-sectional view taken along the line 6-6 in FIG. 1; and,  
 FIG. 7 is a front perspective view of a lighting apparatus showing my new design.

**1 Claim, 3 Drawing Sheets**








FIG. 3




FIG. 4




FIG. 5


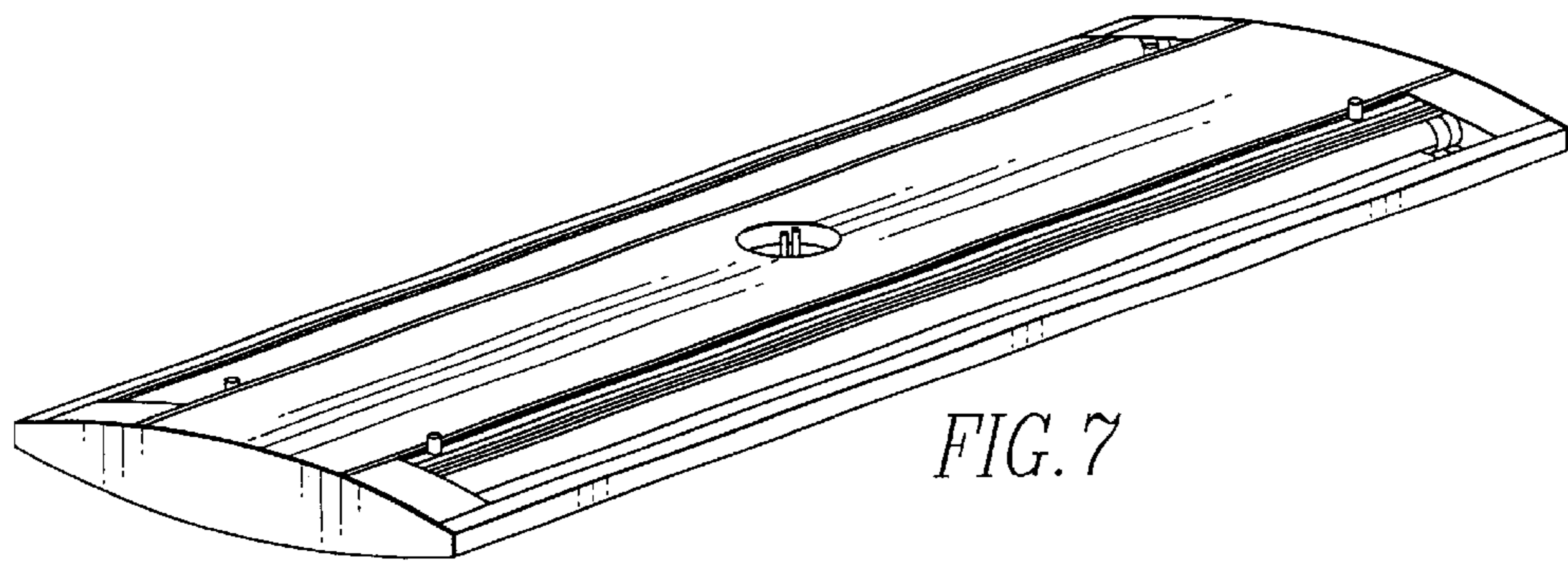


FIG. 6



*FIG. 7*