



US00D530035S

(12) **United States Design Patent**
Wen

(10) **Patent No.:** **US D530,035 S**

(45) **Date of Patent:** **** Oct. 10, 2006**

(54) **FOUR-SQUARE SHAPED ORNAMENTAL LAMP**

(76) Inventor: **Xiuju Wen**, Yang Ji Tool Ltd., No. 417, Tian Mu Shan Road, Hangzhou, Zhejiang Province (CN), 310023

(**) Term: **14 Years**

(21) Appl. No.: **29/232,081**

(22) Filed: **Jun. 14, 2005**

(30) **Foreign Application Priority Data**

Feb. 7, 2005 (CN) 200530103672

(51) **LOC (8) Cl.** **26-05**

(52) **U.S. Cl.** **D26/67**

(58) **Field of Classification Search** D26/67-71, D26/128; 362/152, 183, 431, 410-415
See application file for complete search history.

(56) **References Cited**

U.S. PATENT DOCUMENTS

D215,961 S * 11/1969 Daum D26/67

D477,890 S * 7/2003 Cheong et al. D26/67
D500,157 S * 12/2004 Chen D26/67
D500,876 S * 1/2005 Bucher et al. D26/67

* cited by examiner

Primary Examiner—Clare E Heflin

(74) *Attorney, Agent, or Firm*—David W. Carstens; Carstens & Cahoon, LLP


(57) **CLAIM**

The ornamental design for four-square shaped ornamental lamp, as shown and described.

DESCRIPTION

FIG. 1 is a front view of four-square shaped ornamental lamp showing my new design;
FIG. 2 is a rear view thereof;
FIG. 3 is a left side view thereof;
FIG. 4 is a right side view thereof; and,
FIG. 5 is a perspective.

1 Claim, 3 Drawing Sheets






FIG. 1




FIG. 2




FIG. 3




FIG. 4




FIG. 5