



US00D530032S

(12) **United States Design Patent**  
**Tsuji**

(10) **Patent No.:** **US D530,032 S**  
(45) **Date of Patent:** **\*\* Oct. 10, 2006**

(54) **CEILING FAN LIGHT KIT**  
(75) Inventor: **Masao Tsuji**, Mesa, AZ (US)  
(73) Assignee: **Hunter Fan Company**, Memphis, TN (US)  
(\*\*) Term: **14 Years**

D417,270 S 11/1999 Thomas, Jr.  
D428,183 S 7/2000 Thomas, Jr.  
D430,930 S 9/2000 Zuege  
D436,214 S 1/2001 Thomas, Jr.  
D437,962 S 2/2001 Thomas, Jr.  
D447,228 S 8/2001 Tsuji

\* cited by examiner

(21) Appl. No.: **29/242,249**  
(22) Filed: **Nov. 8, 2005**

*Primary Examiner*—Lisa Lichtenstein  
(74) *Attorney, Agent, or Firm*—Baker Donelson et al.

(51) **LOC (8) Cl.** ..... **26-05**  
(52) **U.S. Cl.** ..... **D26/59**  
(58) **Field of Classification Search** ..... D26/59,  
D26/51, 72, 80–86, 73; D23/377, 379, 385,  
D23/411; 362/96; 416/5  
See application file for complete search history.

(57) **CLAIM**

The ornamental design for a ceiling fan light kit, as shown and described.

**DESCRIPTION**

FIG. 1 is a perspective view of a ceiling fan light kit showing my new design.  
FIG. 2 is a front view thereof, the rear view, right side view, and left side view being the same thereof.  
FIG. 3 is an enlarged top view thereof; and,  
FIG. 4 is an enlarged bottom view thereof.

(56) **References Cited**  
U.S. PATENT DOCUMENTS

D302,324 S \* 7/1989 Moran et al. .... D26/59  
D387,149 S 12/1997 Tsuji  
D414,860 S 10/1999 Thomas, Jr.

**1 Claim, 2 Drawing Sheets**

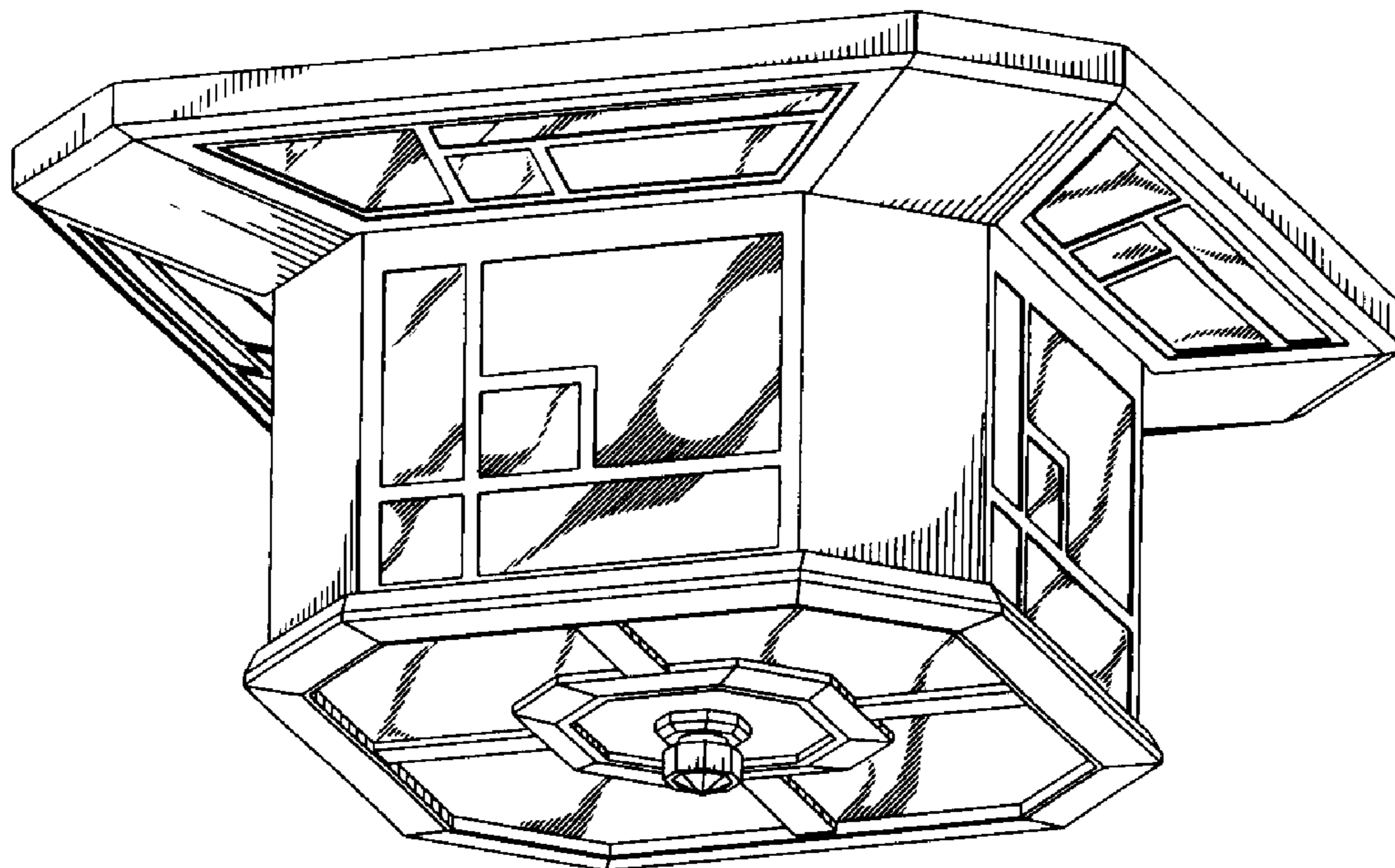


Fig. 1

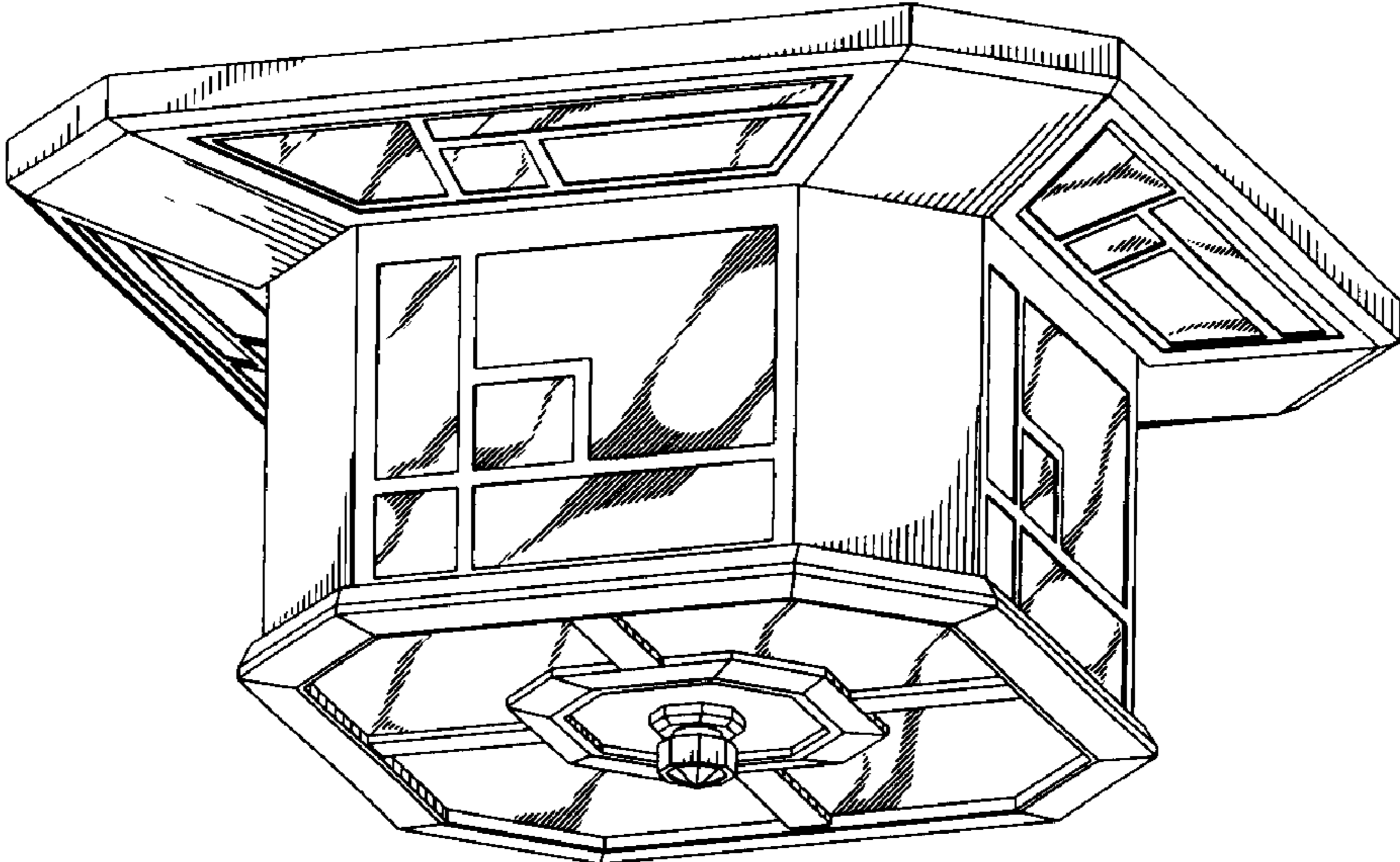


Fig. 2

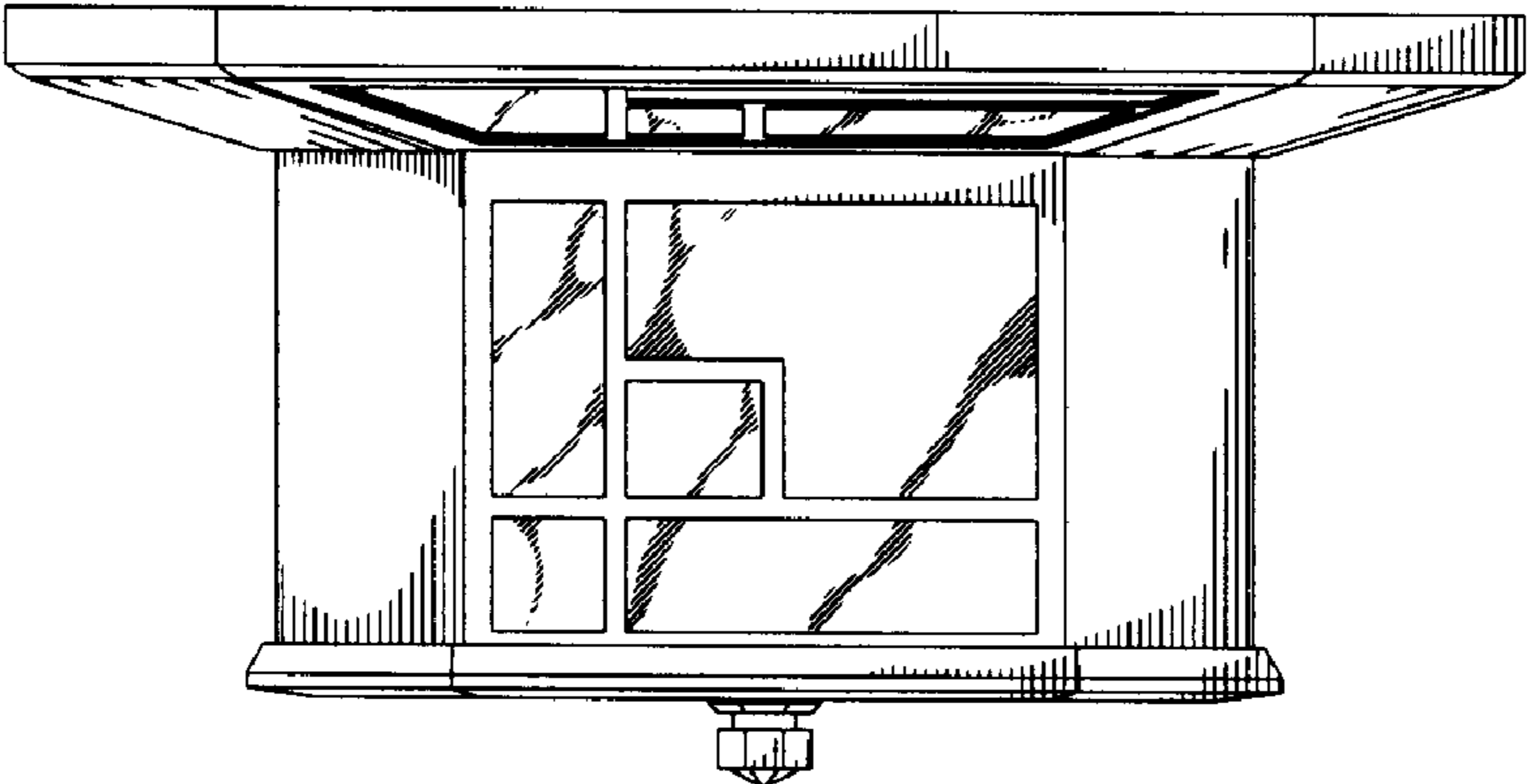


Fig. 4




Fig. 3

