



US00D530030S

(12) **United States Design Patent**
Chou

(10) **Patent No.:** **US D530,030 S**

(45) **Date of Patent:** **** Oct. 10, 2006**

(54) **TELESCOPIC LIGHT DEVICE**

D518,906 S * 4/2006 Stoddard et al. D26/37
D519,657 S * 4/2006 Stoddard et al. D26/37

(76) Inventor: **Chiu Yen Chou**, P.O. Box 63-298,
Taichung 40699 (TW)

* cited by examiner

(**) Term: **14 Years**

Primary Examiner—Marcus A. Jackson
(74) *Attorney, Agent, or Firm*—Charles E. Baxley

(21) Appl. No.: **29/232,430**

(57) **CLAIM**

(22) Filed: **Jun. 20, 2005**

The ornamental design for a telescopic light device, as shown and described.

(51) **LOC (8) Cl.** **26-02**

(52) **U.S. Cl.** **D26/37**

(58) **Field of Classification Search** D26/37-50;
362/157, 158, 171-174, 183-208
See application file for complete search history.

DESCRIPTION

FIG. 1 is a perspective view of a telescopic light device showing my new design;
FIG. 2 is a front elevational view thereof;
FIG. 3 is a rear elevational view thereof;
FIG. 4 is a top plan view thereof;
FIG. 5 is a bottom plan view thereof;
FIG. 6 is a left side elevational view thereof;
FIG. 7 is a right side elevational view thereof; and,
FIG. 8 is a reduced perspective view thereof, illustrating an outwardly extending movement of a light member from a pen-shaped body.

(56) **References Cited**

U.S. PATENT DOCUMENTS

D495,076 S	*	8/2004	Mandel	D26/37
D497,214 S	*	10/2004	Lo	D26/37
D499,499 S	*	12/2004	Cetera	D26/37
D507,364 S	*	7/2005	Lo	D26/37
D507,839 S	*	7/2005	Man	D26/37
D508,748 S	*	8/2005	Man	D26/37
D516,738 S	*	3/2006	Lin	D26/37

1 Claim, 5 Drawing Sheets



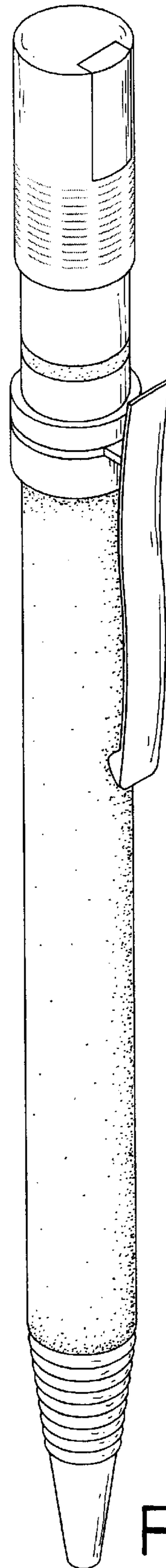


FIG. 1



FIG. 3



FIG. 2

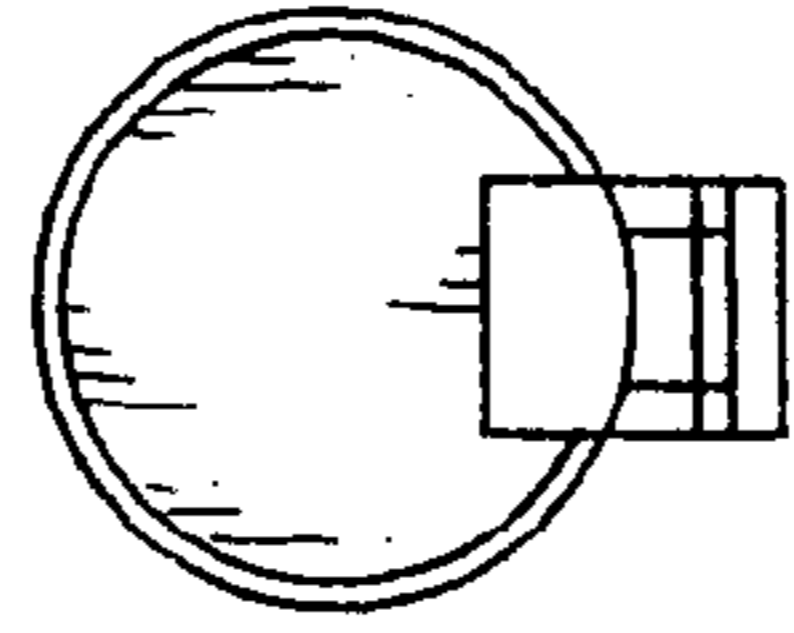


FIG. 4

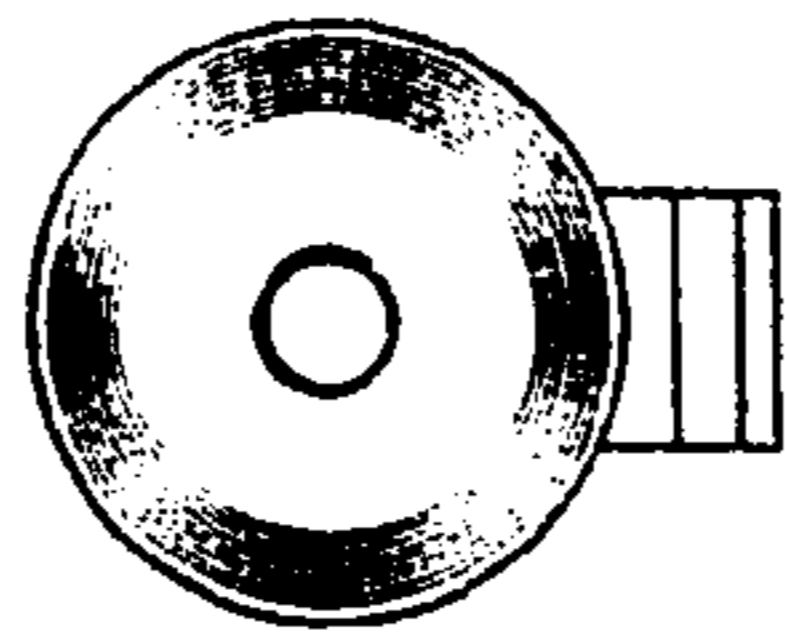


FIG. 5

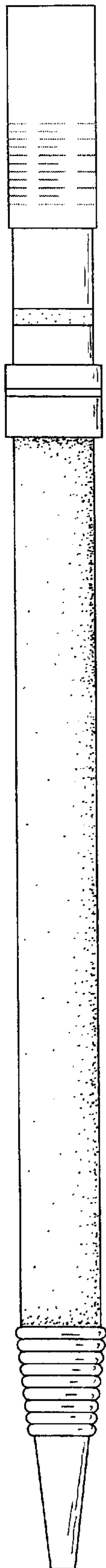


FIG. 6



FIG. 7

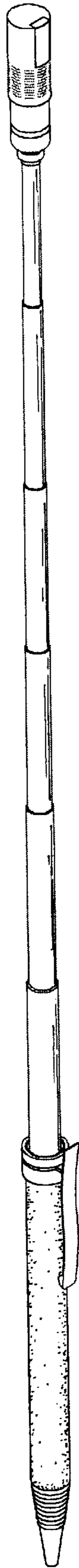


FIG. 8