



US00D530015S

(12) **United States Design Patent**  
**Douglas**

(10) **Patent No.:** **US D530,015 S**

(45) **Date of Patent:** **\*\* Oct. 10, 2006**

(54) **CORN PAD**

(76) **Inventor:** **Shirley A. Douglas**, 7137 Kedron St.,  
Pittsburgh, PA (US) 15208

(\*\*) **Term:** **14 Years**

(21) **Appl. No.:** **29/215,703**

(22) **Filed:** **Oct. 25, 2004**

(51) **LOC (8) Cl.** ..... **24-04**

(52) **U.S. Cl.** ..... **D24/189**

(58) **Field of Classification Search** ..... D24/189;  
602/1, 23, 41-43, 304-307, 55, 58-59; 600/391-392,  
600/394-395, 382, 384, 386; 128/893, 894  
See application file for complete search history.

(56) **References Cited**

**U.S. PATENT DOCUMENTS**

2,268,746 A	1/1942	Froyd
2,423,538 A	7/1947	Whiteford
2,426,758 A	9/1947	Whiteford

2,575,133 A	11/1951	Scholl	
2,918,062 A	* 12/1959	Scholl	..... 128/894
D362,505 S	* 9/1995	Fabricant	..... D24/189
D399,568 S	10/1998	VanCleave et al.	
D399,965 S	* 10/1998	Laughlin et al.	..... D24/189

\* cited by examiner

*Primary Examiner*—Louis S. Zarfes

*Assistant Examiner*—Daniel Yu

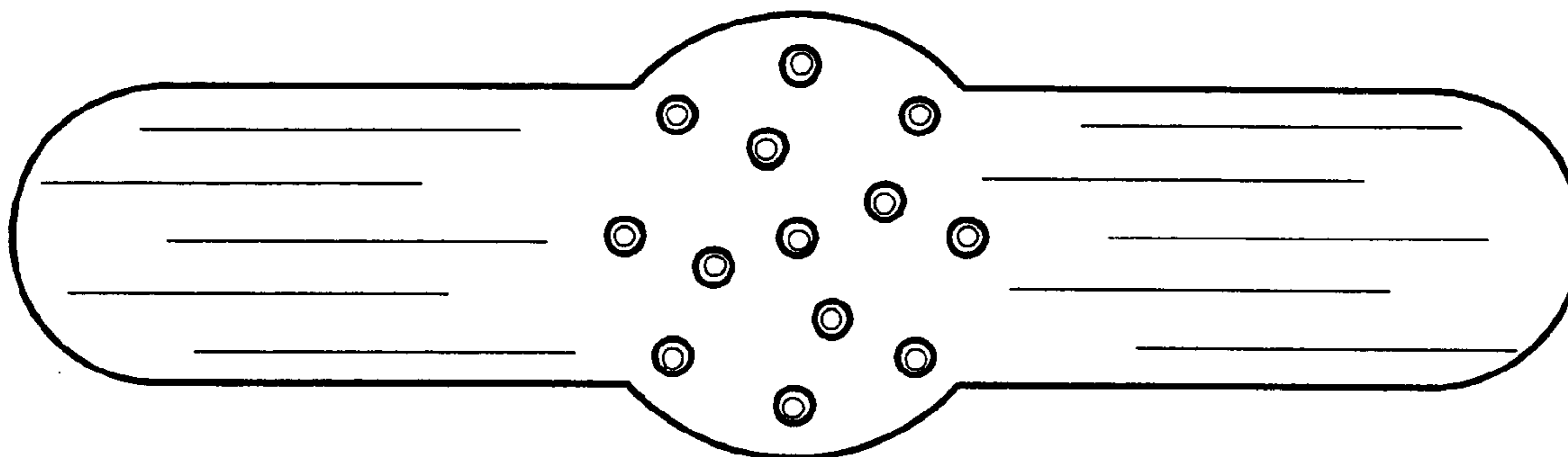
(57) **CLAIM**

The ornamental design for a corn pad, as shown and described.

**DESCRIPTION**

FIG. 1 is a top plan view of a corn pad showing my new design;  
FIG. 2 is a bottom plan view thereof;  
FIG. 3 is a side elevational view thereof; and,  
FIG. 4 is a front elevational view thereof.

**1 Claim, 2 Drawing Sheets**



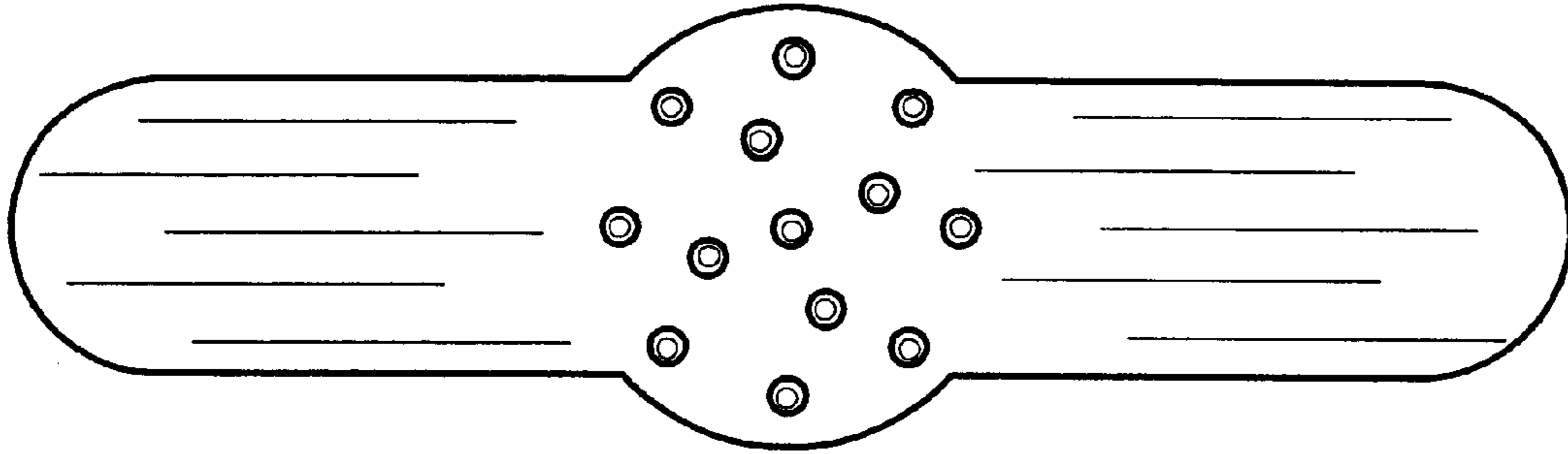


FIG. 1

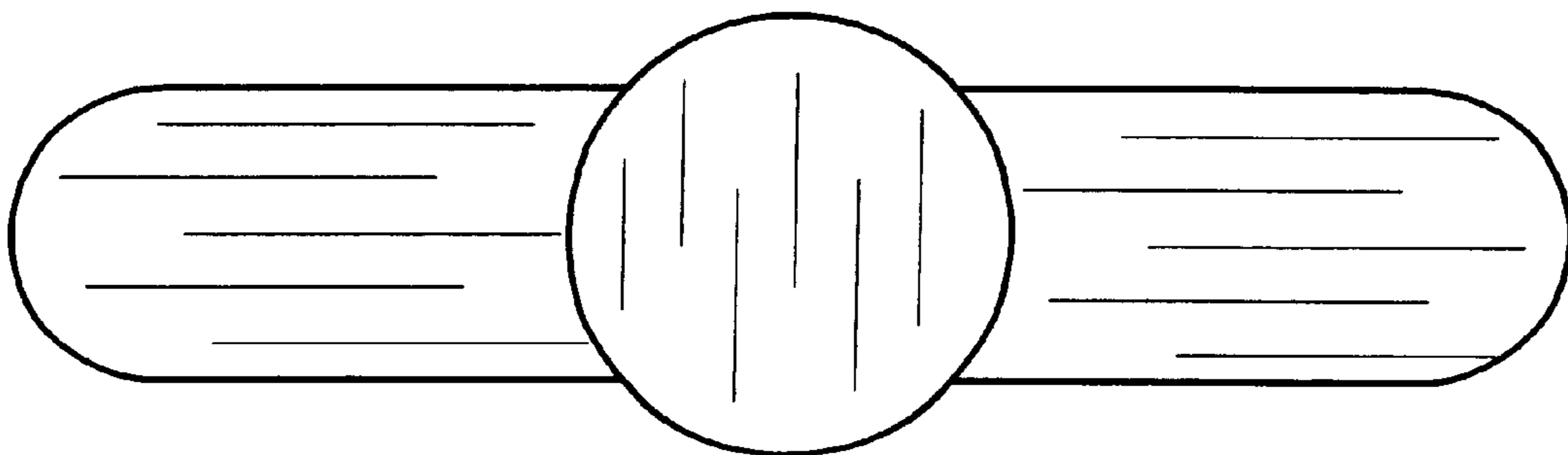


FIG. 2



FIG. 3



FIG. 4