

US00D529986S

(12) **United States Design Patent**
Chan

(10) **Patent No.:** **US D529,986 S**

(45) **Date of Patent:** **** Oct. 10, 2006**

(54) **SHOWER HEAD**

D453,813 S * 2/2002 Gottwald D23/223
D495,028 S * 8/2004 Jorgensen et al. D23/223
D508,974 S * 8/2005 Lin D23/223

(75) Inventor: **Wai Man Chan**, Tsuen Wan (HK)

* cited by examiner

(73) Assignee: **Jing Mei Industrial Holdings Limited**,
Rarotanga (CK)

Primary Examiner—Robin Webster

(**) Term: **14 Years**

(74) *Attorney, Agent, or Firm*—Norris McLaughlin &
Marcus PA

(21) Appl. No.: **29/222,155**

(57) **CLAIM**

(22) Filed: **Jan. 26, 2005**

The ornamental design for a shower head, as shown and
described.

(51) **LOC (8) Cl.** **23-01**

(52) **U.S. Cl.** **D23/213; D23/223**

(58) **Field of Classification Search** D23/213,
D23/223, 226, 229–30; 239/587.1, 282–3,
239/394, 462

See application file for complete search history.

DESCRIPTION

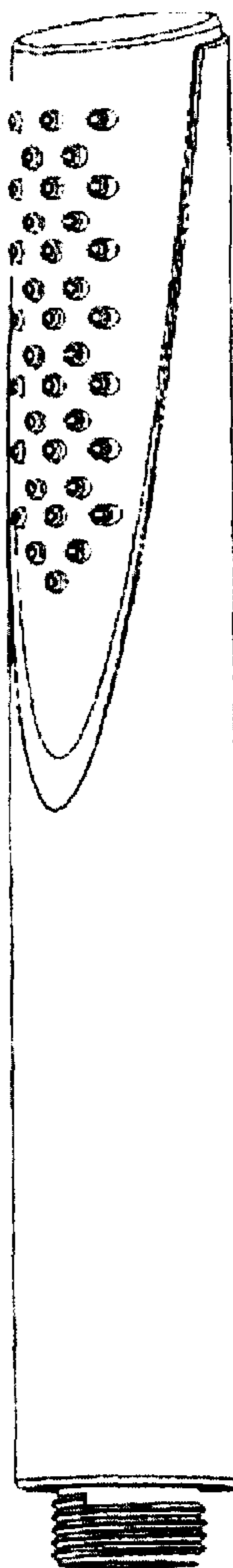
FIG. 1 is a plan view of the left side of the invention;
FIG. 2 is a plan view of the front thereof;
FIG. 3 is a plan view of the right side thereof;
FIG. 4 is a plan view of the rear thereof;
FIG. 5 is a top plan view thereof;
FIG. 6 is a bottom plan view thereof; and,
FIG. 7 is a right perspective view thereof.

(56) **References Cited**

U.S. PATENT DOCUMENTS

D228,908 S * 10/1973 Juhlin D23/223

1 Claim, 1 Drawing Sheet



MICRO SHOWER




FIG. 1

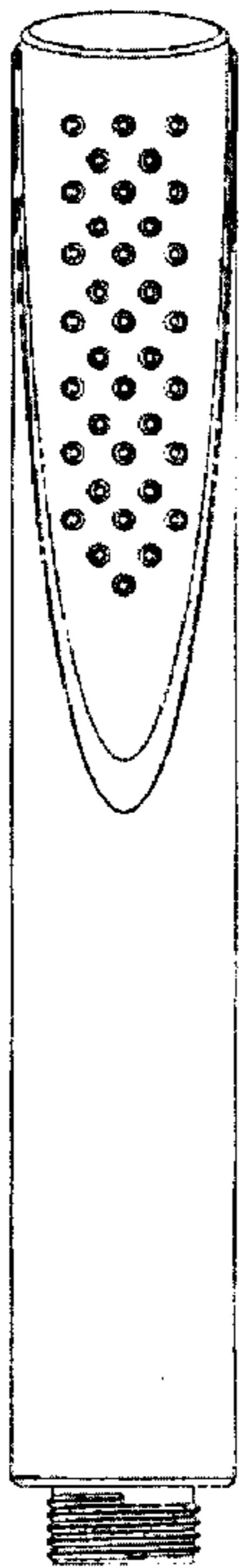


FIG. 2




FIG. 3



FIG. 4

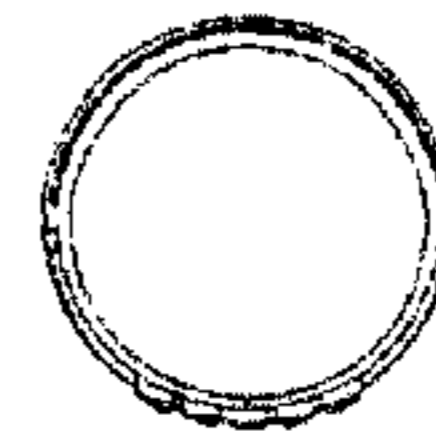


FIG. 5

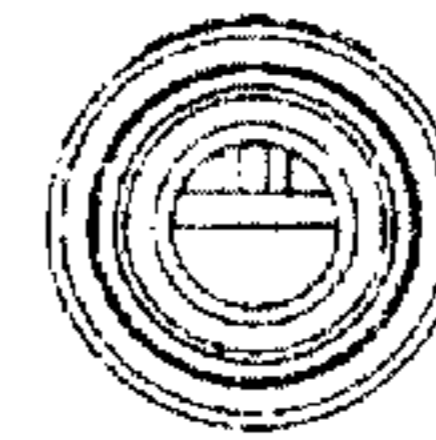


FIG. 6

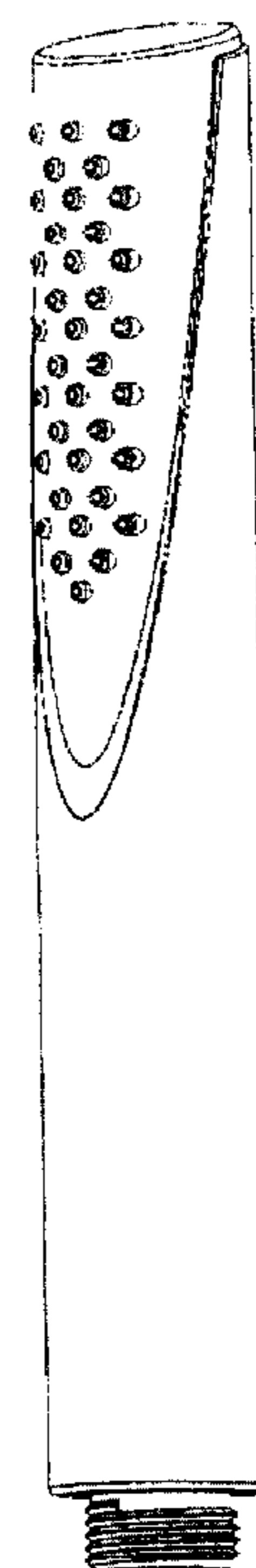


FIG. 7