

US00D529973S

(12) **United States Design Patent**  
**Brookshire-Herr**

(10) **Patent No.:** **US D529,973 S**

(45) **Date of Patent:** **\*\* Oct. 10, 2006**

(54) **GOLF CLUB SHAFT**

D425,594 S \* 5/2000 McTague ..... D21/757  
D426,277 S \* 6/2000 McTague ..... D21/757  
D507,815 S \* 7/2005 Hedrick et al. .... D21/757

(75) Inventor: **Catherine Brookshire-Herr**,  
Escondido, CA (US)

\* cited by examiner

(73) Assignee: **Callaway Golf Company**, Carlsbad,  
CA (US)

*Primary Examiner*—Mitchell Siegel

(\*\*) Term: **14 Years**

(74) *Attorney, Agent, or Firm*—Michael A. Catania; Elaine  
H. Lo

(21) Appl. No.: **29/240,586**

(57) **CLAIM**

(22) Filed: **Oct. 13, 2005**

The ornamental design for a golf club shaft, as shown and  
described.

(51) **LOC (8) Cl.** ..... **21-02**

(52) **U.S. Cl.** ..... **D21/757**

(58) **Field of Classification Search** ..... D21/756,  
D21/757, 752; 473/316–323

**DESCRIPTION**

See application file for complete search history.

FIG. 1 is a top isolated perspective view thereof; and,

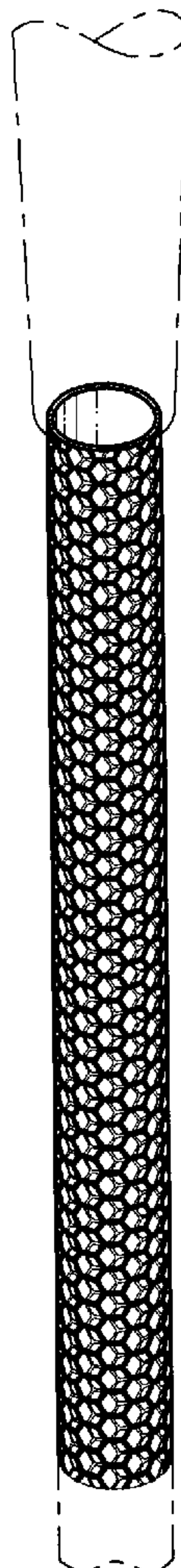
FIG. 2 is a front plan view.

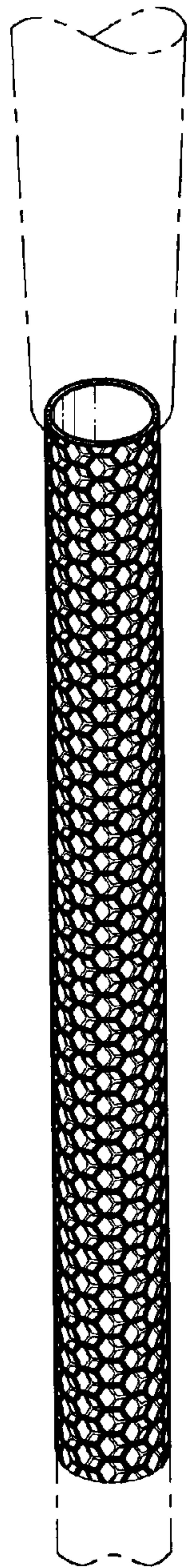
(56) **References Cited**

U.S. PATENT DOCUMENTS

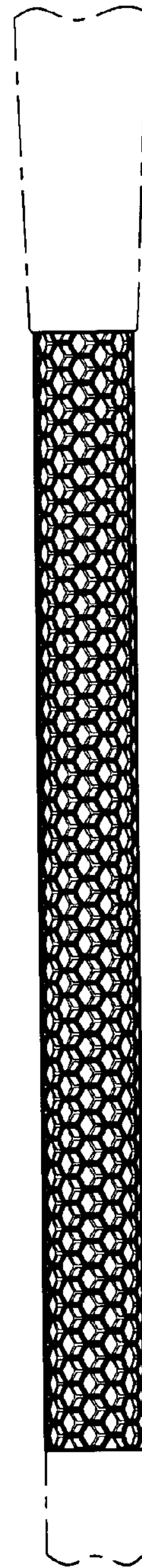
D246,003 S \* 10/1977 Shimada ..... D21/752

**1 Claim, 1 Drawing Sheet**





*FIG. 1*



*FIG. 2*