



US00D529963S

(12) **United States Design Patent**  
**Hough et al.**

(10) **Patent No.:** **US D529,963 S**

(45) **Date of Patent:** **\*\* Oct. 10, 2006**

(54) **FOLIO FILER**

(75) Inventors: **Jack Hough**, Chicago, IL (US); **Jin Ko**, Evanston, IL (US); **Sona Patadia**, Chicago, IL (US); **Evan Ward**, Chicago, IL (US)

(73) Assignee: **ACCO Brands, Inc.**, Lincolnshire, IL (US)

(\*\*) Term: **14 Years**

(21) Appl. No.: **29/214,209**

(22) Filed: **Sep. 29, 2004**

**Related U.S. Application Data**

(62) Division of application No. 29/194,059, filed on Nov. 19, 2003.

(51) **LOC (8) Cl.** ..... **19-02**

(52) **U.S. Cl.** ..... **D19/90; D19/86; D3/303**

(58) **Field of Classification Search** ..... D3/303, D3/900; D19/26-28, 32, 33, 75, 78, 86, 90, D19/91, 99, 100; 229/67.1-67.4, 117.09, 229/928; 150/114, 118; 402/4, 73, 79, 80 R; 206/311, 425, 737; 281/15.1, 19.1, 21.1, 281/29-35, 45, 48, 51; D6/630

See application file for complete search history.

(56) **References Cited**

**U.S. PATENT DOCUMENTS**

D332,005 S \* 12/1992 Walasek ..... D6/630  
5,593,086 A \* 1/1997 Ho ..... 229/67.3  
5,797,630 A \* 8/1998 Conley, Jr. .... 281/15.1

D424,622 S \* 5/2000 Moor ..... D19/90  
D476,032 S \* 6/2003 Marchand ..... D19/26  
D482,984 S \* 12/2003 Marchand ..... D19/26  
D499,761 S \* 12/2004 Walley et al. .... D19/26  
6,837,368 B1 \* 1/2005 Chang ..... 229/67.3

**OTHER PUBLICATIONS**

ACCO Brands, Inc., Fact Book 2003, Jan. 1, 2003, pp. 71 and 74-78.

ACCO Brands, Inc., Fact Book 2001, Jan. 1, 2001, pp. 80-92.

\* cited by examiner

*Primary Examiner*—Martie K. Holtje

(74) *Attorney, Agent, or Firm*—Michael Best & Friedrich LLP

(57) **CLAIM**

We claim the ornamental design for a folio filer, as shown and described.

**DESCRIPTION**

FIG. 1 is a perspective view of a folio filer according to the invention;

FIG. 2 is a front view of the folio filer of FIG. 1;

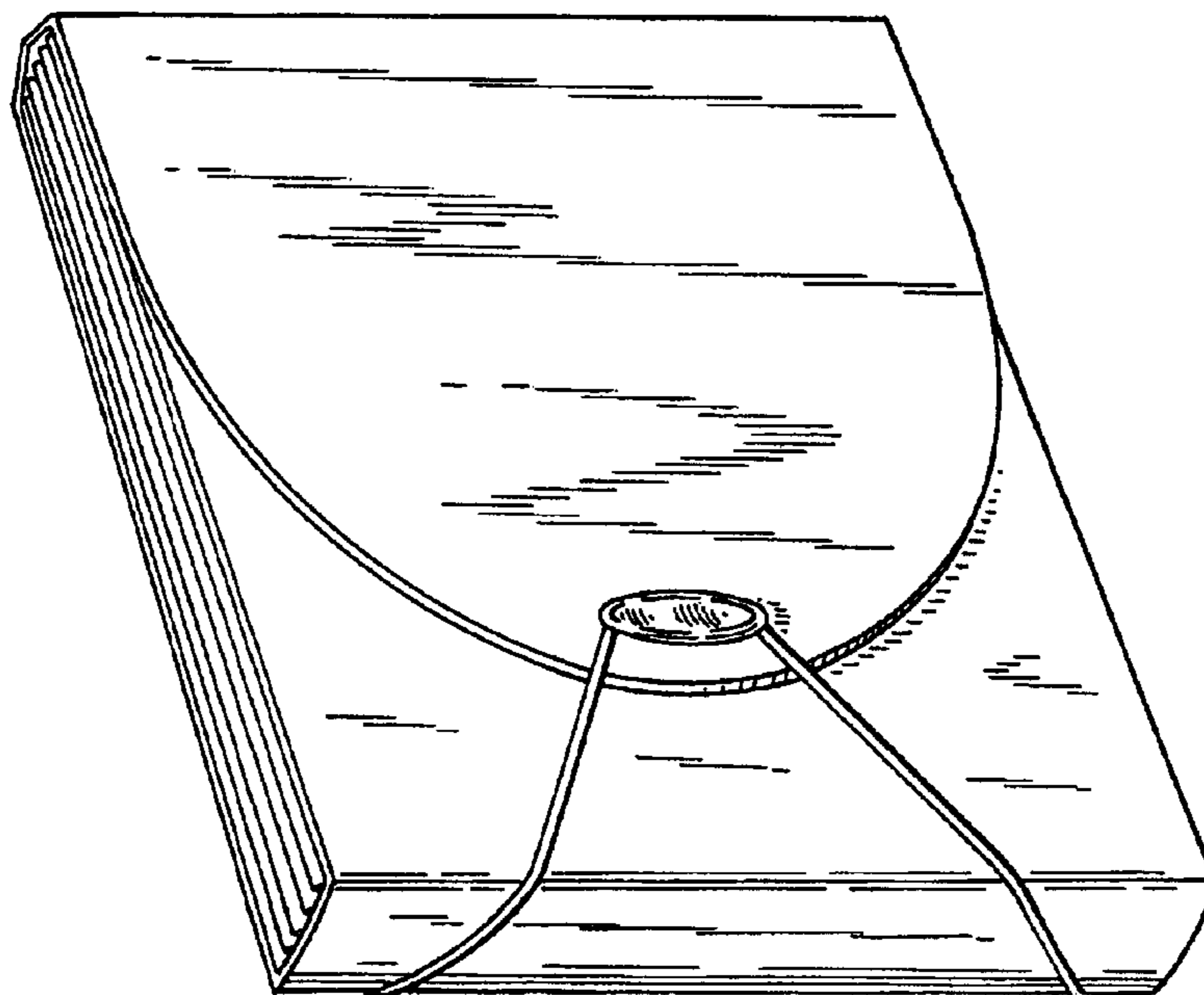
FIG. 3 is a bottom view of the folio filer of FIG. 1;

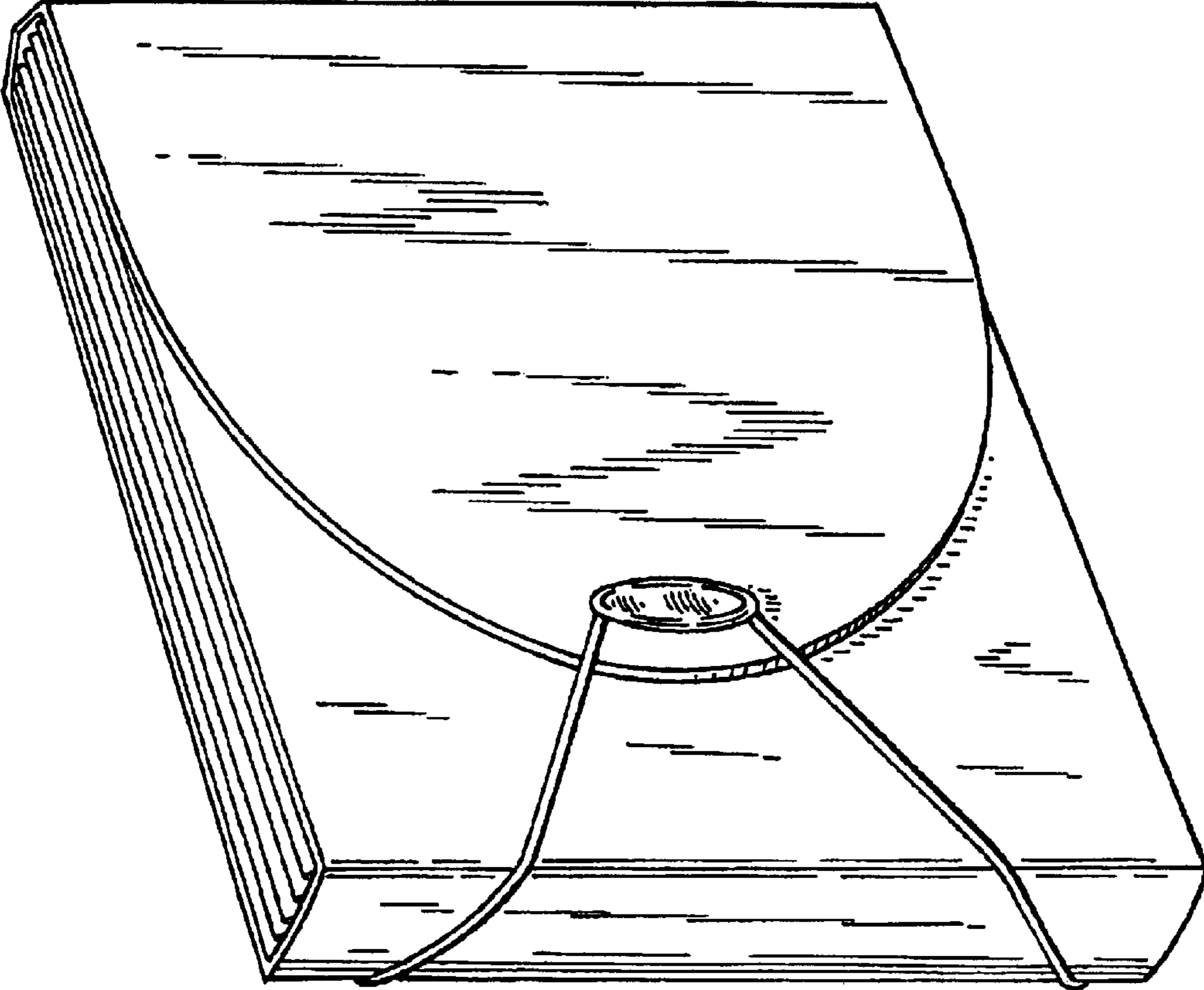
FIG. 4 is a top view of the folio filer of FIG. 1;

FIG. 5 is a side view of the folio filer of FIG. 1, the opposite side view being a substantial mirror image thereof; and, FIG. 6 is a rear view of the folio filer of FIG. 1.

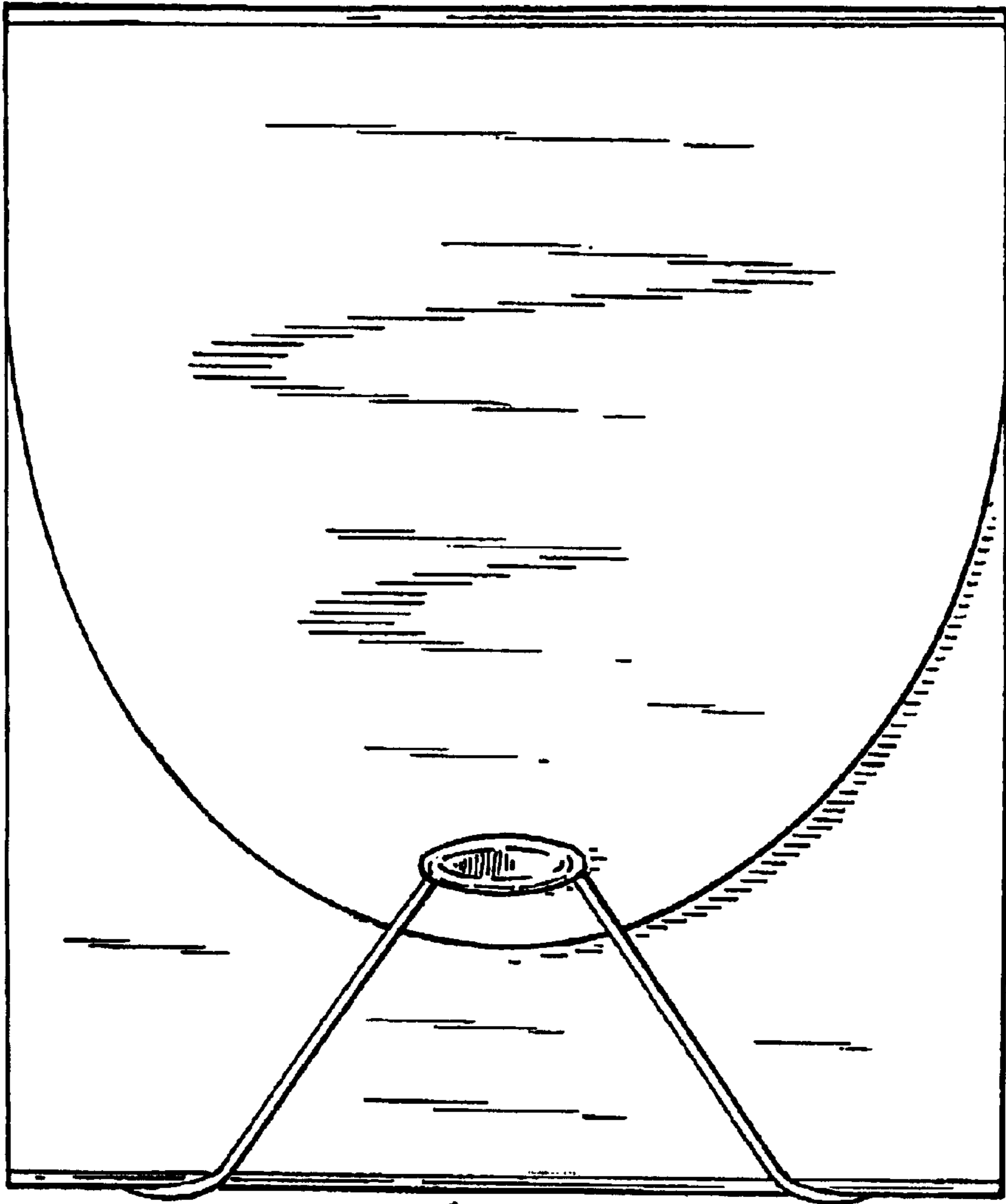
The broken line showing of the environment is for illustrative purposes only and forms no part of the claimed design.

**1 Claim, 3 Drawing Sheets**







*Fig. 1*




*Fig. 2*




*Fig. 3*



*Fig. 4*



*Fig. 6*



*Fig. 5*