



US00D529962S

(12) **United States Design Patent**
Nesenoff

(10) **Patent No.:** **US D529,962 S**

(45) **Date of Patent:** **** Oct. 10, 2006**

(54) **ELECTRONICS SYSTEMS LAB**

(75) **Inventor:** **Mitchell B. Nesenoff**, 24 Village Hill Dr., Dix Hills, NY (US) 11746

(73) **Assignee:** **Mitchell B. Nesenoff**, Dix Hills, NY (US)

(**) **Term:** **14 Years**

(21) **Appl. No.:** **29/237,060**

(22) **Filed:** **Aug. 26, 2005**

(51) **LOC (8) Cl.** **19-07**

(52) **U.S. Cl.** **D19/62**

(58) **Field of Classification Search** D19/59-64;
D13/184; 434/224, 301, 379-380
See application file for complete search history.

(56) **References Cited**

U.S. PATENT DOCUMENTS

1,271,641 A * 7/1918 Werwath 434/224

D176,574 S * 1/1956 Brerdan et al. D19/62
3,277,589 A * 10/1966 Berdan et al. 434/224
D264,351 S * 5/1982 Dresens D19/62
4,332,568 A * 6/1982 Hyink 434/224
D304,957 S * 12/1989 Melone D19/62
D508,265 S * 8/2005 Nesenoff D19/59

* cited by examiner

Primary Examiner—Robert A. Delehanty
Assistant Examiner—Mark Cavanna


(57) **CLAIM**

The ornamental design for an electronics systems lab, as shown.

DESCRIPTION

FIG. 1 is a front elevation view of the electronics systems lab showing my new design; and, FIG. 2 is a left front perspective view thereof.

1 Claim, 2 Drawing Sheets






FIG. 1




FIG. 2