

US00D529961S

(12) **United States Design Patent**
Gallagher

(10) **Patent No.:** **US D529,961 S**

(45) **Date of Patent:** **** Oct. 10, 2006**

(54) **ALPHABET TEACHING DEVICE**

(76) **Inventor:** **Carole M. Gallagher**, 859 Coles Mill Rd., Williamstown, NJ (US) 08094

(**) **Term:** **14 Years**

(21) **Appl. No.:** **29/191,983**

(22) **Filed:** **Oct. 16, 2003**

(51) **LOC (8) Cl.** **19-07**

(52) **U.S. Cl.** **D19/62**

(58) **Field of Classification Search** D19/59-64;
D21/493, 494, 506; 273/156, 157 R; 434/159,
434/161, 171-172, 403; 446/117, 124-125
See application file for complete search history.

(56) **References Cited**

U.S. PATENT DOCUMENTS

4,003,144	A	*	1/1977	Maddestra et al.	434/403
4,222,181	A	*	9/1980	Cummings	434/159
4,345,902	A	*	8/1982	Hengel	434/170
4,988,321	A	*	1/1991	Goldfarb	434/159
5,354,224	A	*	10/1994	Ishiyama	446/117
5,553,856	A	*	9/1996	Barnard	434/159

5,554,062	A	*	9/1996	Goldsen	434/172
D388,818	S	*	1/1998	Bajic et al.	D21/493
5,833,465	A	*	11/1998	Jarzewiak	446/125
6,074,212	A	*	6/2000	Cogliano	434/159

* cited by examiner

Primary Examiner—Robert A. Delehanty

Assistant Examiner—Mark Cavanna

(74) *Attorney, Agent, or Firm*—Norman E. Lehrer

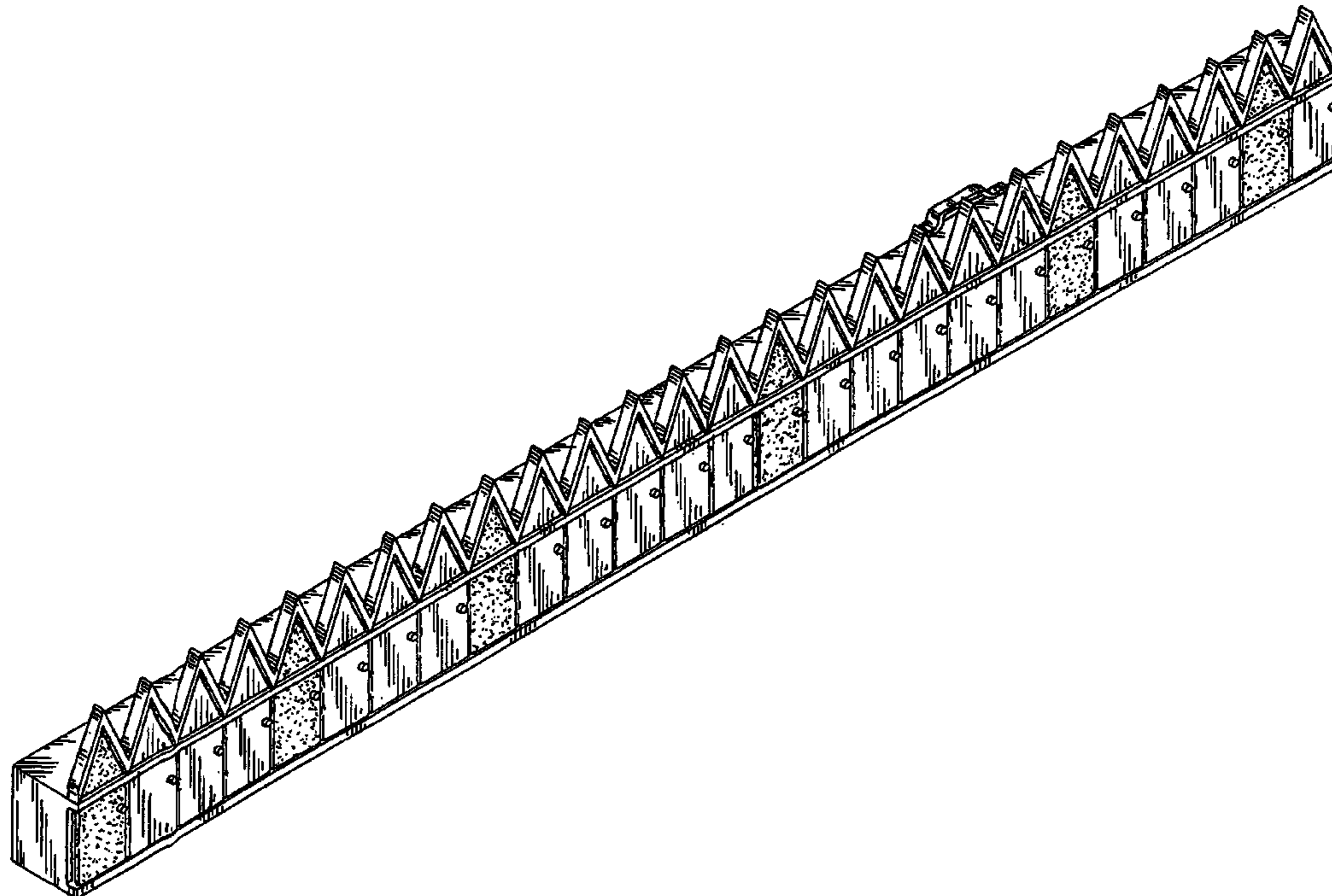
(57) **CLAIM**

The ornamental design for an “alphabet teaching device,” as shown and described.

DESCRIPTION

FIG. 1 is a front perspective view of an “alphabet teaching device” showing my new design;
FIG. 2 is a front elevational view thereof;
FIG. 3 is a bottom plan view thereof;
FIG. 4 is a rear elevational view thereof;
FIG. 5 is a right side elevational view thereof, the left side being the mirror image thereof; and,
FIG. 6 is a perspective view showing the device in its folded condition for carrying.

1 Claim, 3 Drawing Sheets



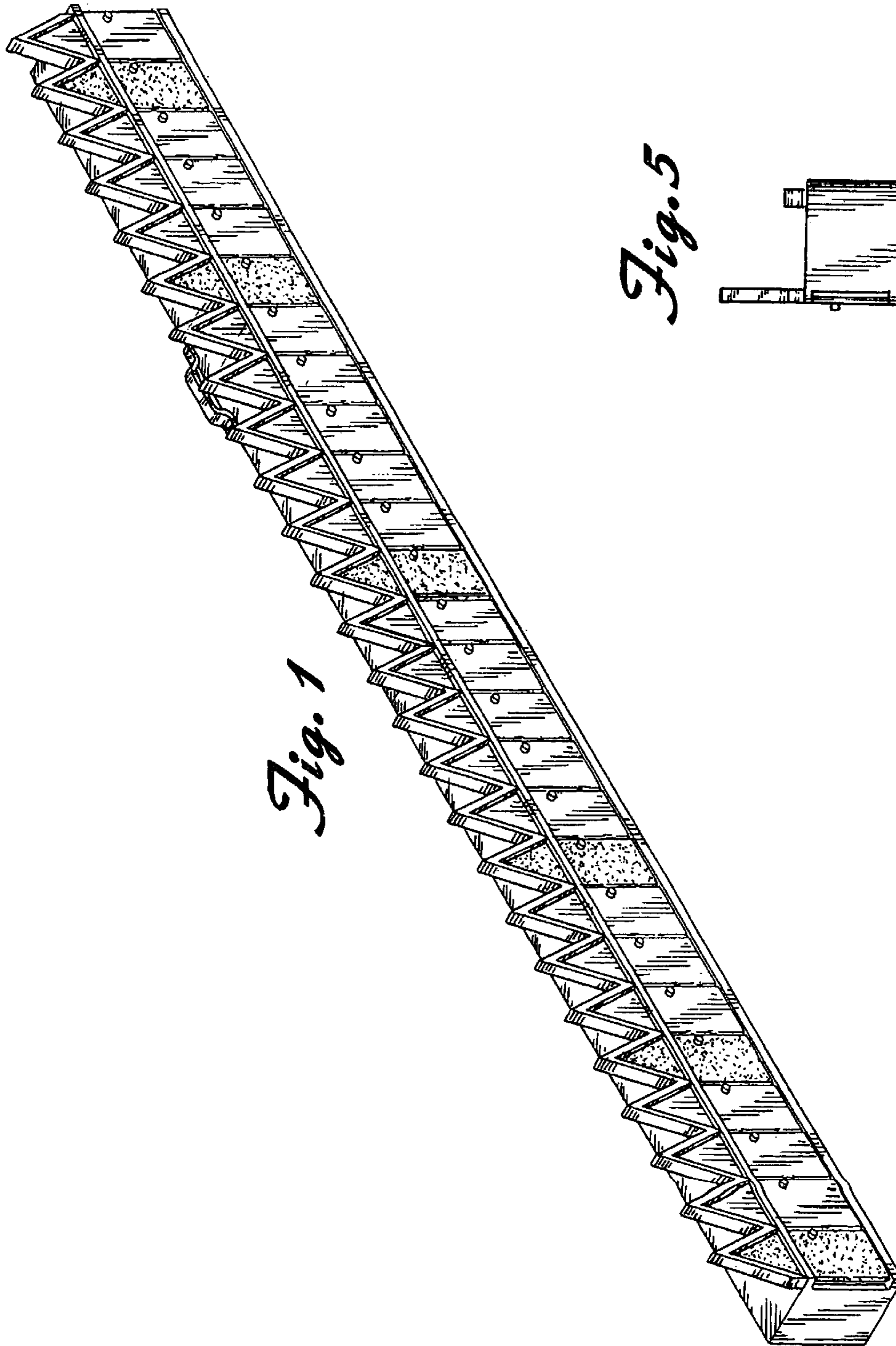


Fig. 1

Fig. 5

Fig. 2

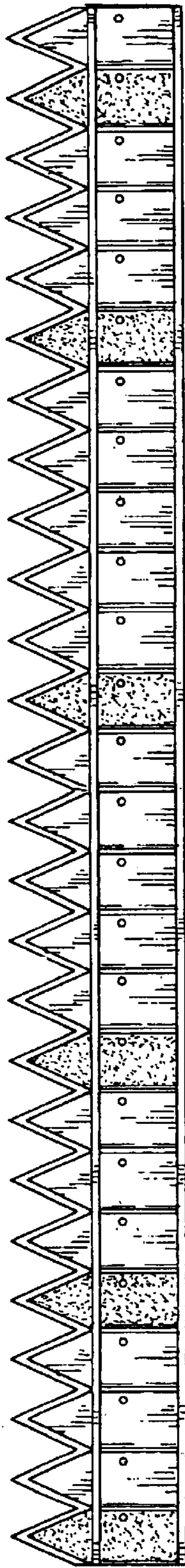


Fig. 3

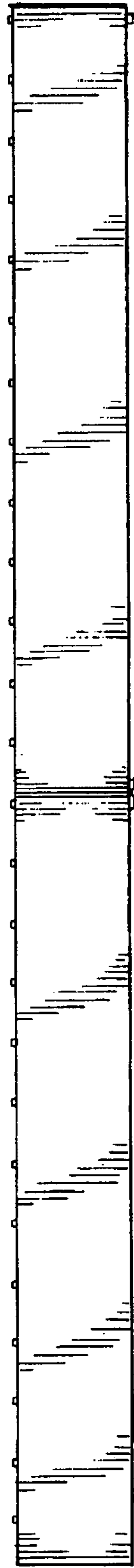
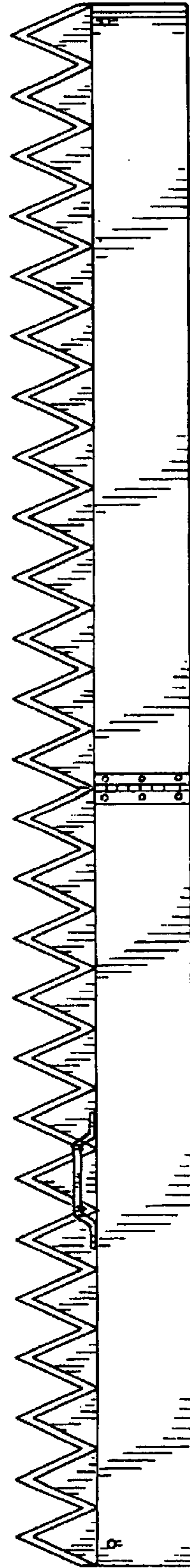


Fig. 4



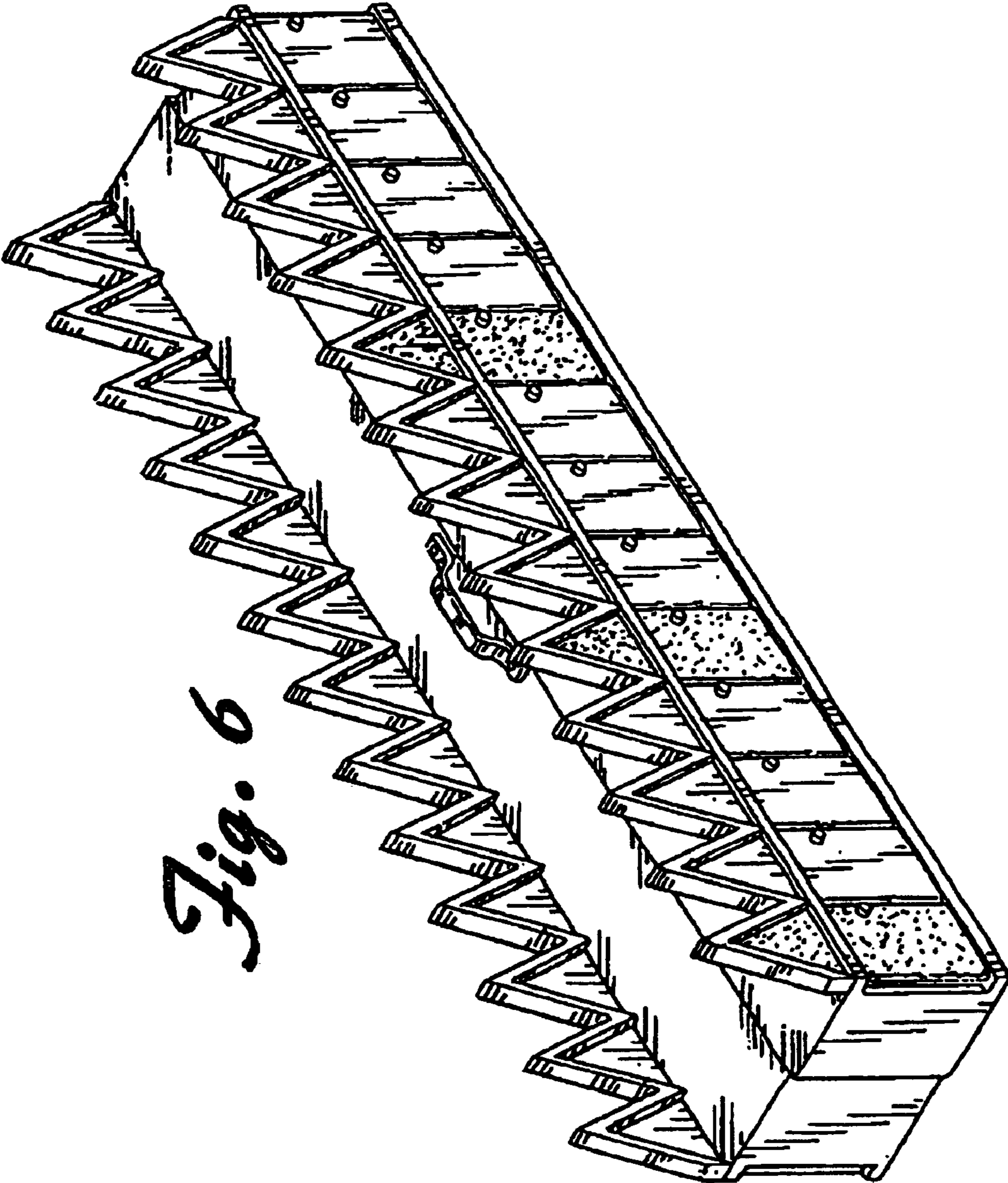


Fig. 6