



US00D529935S

(12) **United States Design Patent**  
**Becke**

(10) **Patent No.:** **US D529,935 S**

(45) **Date of Patent:** **\*\* Oct. 10, 2006**

(54) **COOLING UNIT**

(75) Inventor: **Christoph Becke**, Grosskarolinenfeld  
(DE)

(73) Assignee: **BSH Bosch und Siemens Hausgeraete GmbH**, Munich (DE)

(\*\*) Term: **14 Years**

(21) Appl. No.: **29/218,029**

(22) Filed: **Nov. 24, 2004**

(30) **Foreign Application Priority Data**

May 25, 2004 (EP) ..... I 000188172

(51) **LOC (8) Cl.** ..... **15-07**

(52) **U.S. Cl.** ..... **D15/87**

(58) **Field of Classification Search** ..... D15/81,  
D15/85, 87; 62/246-250, 275, 337, 344,  
62/377, 384, 467, 529, 440-451; 312/236,  
312/329

See application file for complete search history.

(56) **References Cited**

**U.S. PATENT DOCUMENTS**

- 1,961,022 A \* 5/1934 Teller et al. .... 312/329
- D184,780 S \* 3/1959 Sundberg ..... D15/87
- D411,211 S \* 6/1999 Higuchi et al. .... D15/80
- D455,159 S \* 4/2002 Choi ..... D15/85

- D491,960 S \* 6/2004 Kang et al. .... D15/85
- D507,284 S \* 7/2005 Seo ..... D15/85
- D514,603 S \* 2/2006 Ikeda ..... D15/85
- D517,573 S \* 3/2006 Seok et al. .... D15/87

\* cited by examiner

*Primary Examiner*—Brian N Vinson

(74) *Attorney, Agent, or Firm*—John T. Winburn; Russell W. Warnock; Craig J. Loest

(57) **CLAIM**

The ornamental design for a cooling unit, as shown and described.

**DESCRIPTION**

FIG. 1 is a perspective view of a cooling unit showing my ornamental design;

FIG. 2 is a front plan view of the cooling unit embodiment shown in FIG. 1;

FIG. 3 is a left side plan view of the cooling unit embodiment shown in FIG. 1;

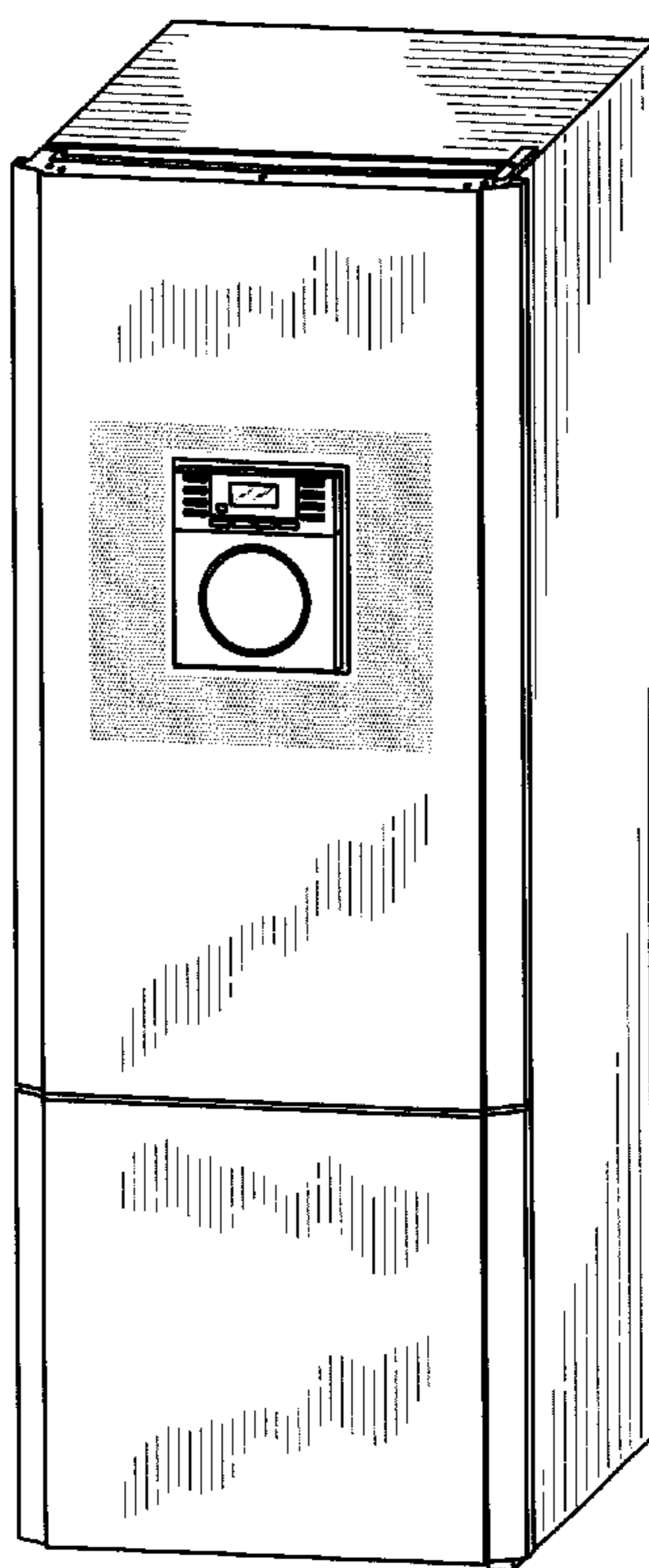
FIG. 4 is a right side plan view of the cooling unit embodiment shown in FIG. 1;

FIG. 5 is a top plan view of the cooling unit embodiment shown in FIG. 1;

FIG. 6 is a top perspective view of the cooling unit embodiment shown in FIG. 1; and,

FIG. 7 is a close-up plan view of the appliance display unit on the cooling unit embodiment shown in FIG. 1.

**1 Claim, 7 Drawing Sheets**



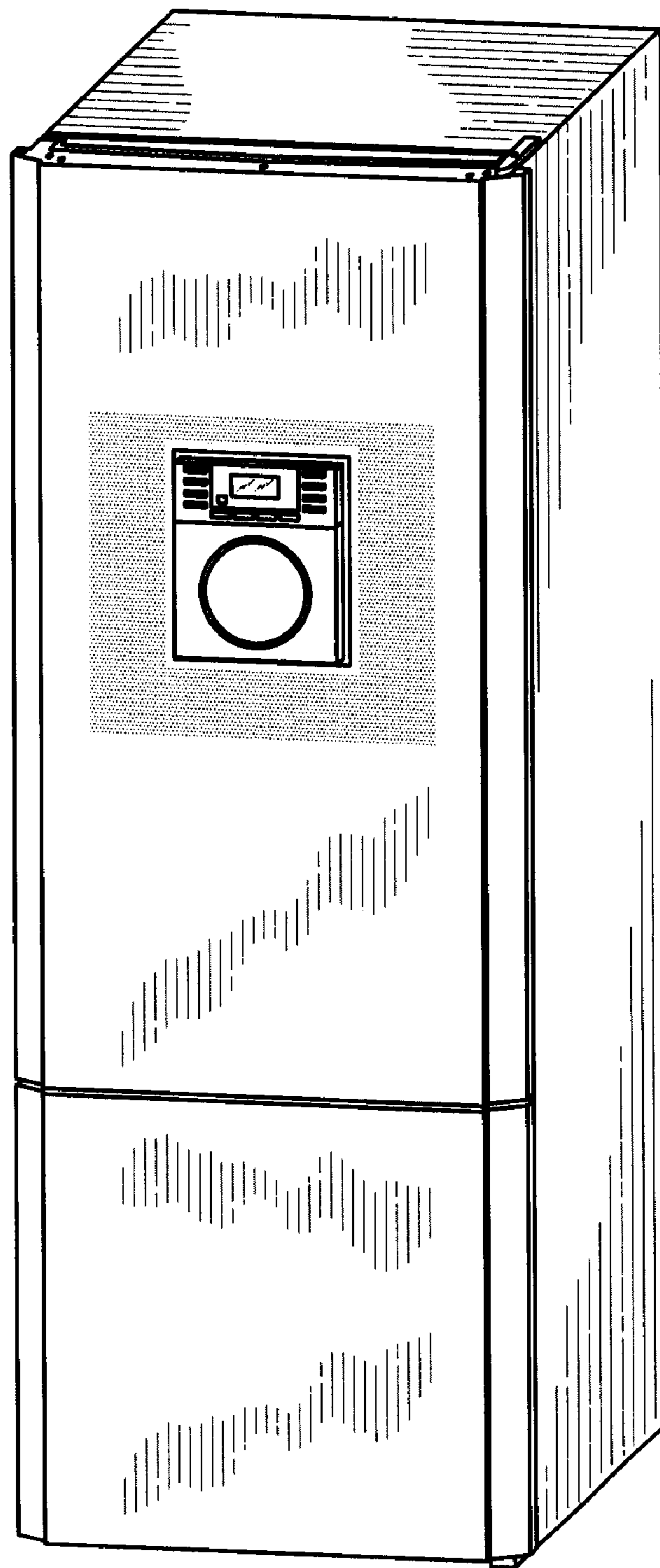


FIG. 1

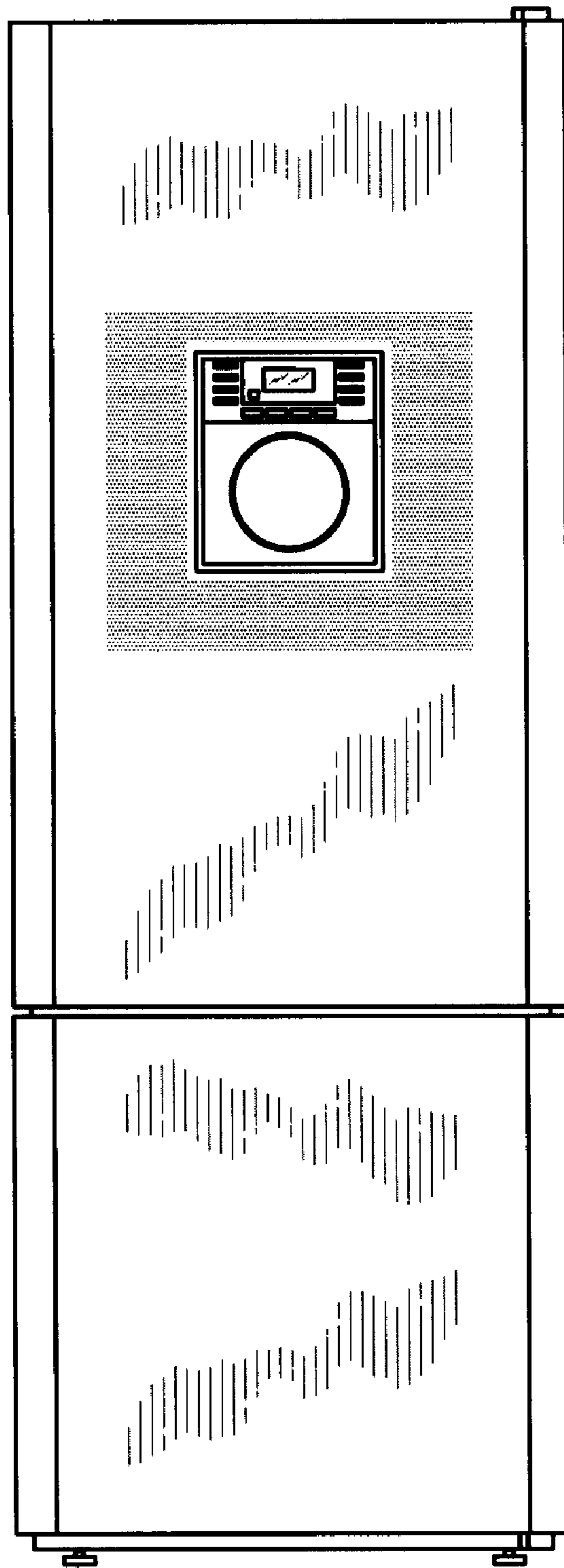


FIG. 2

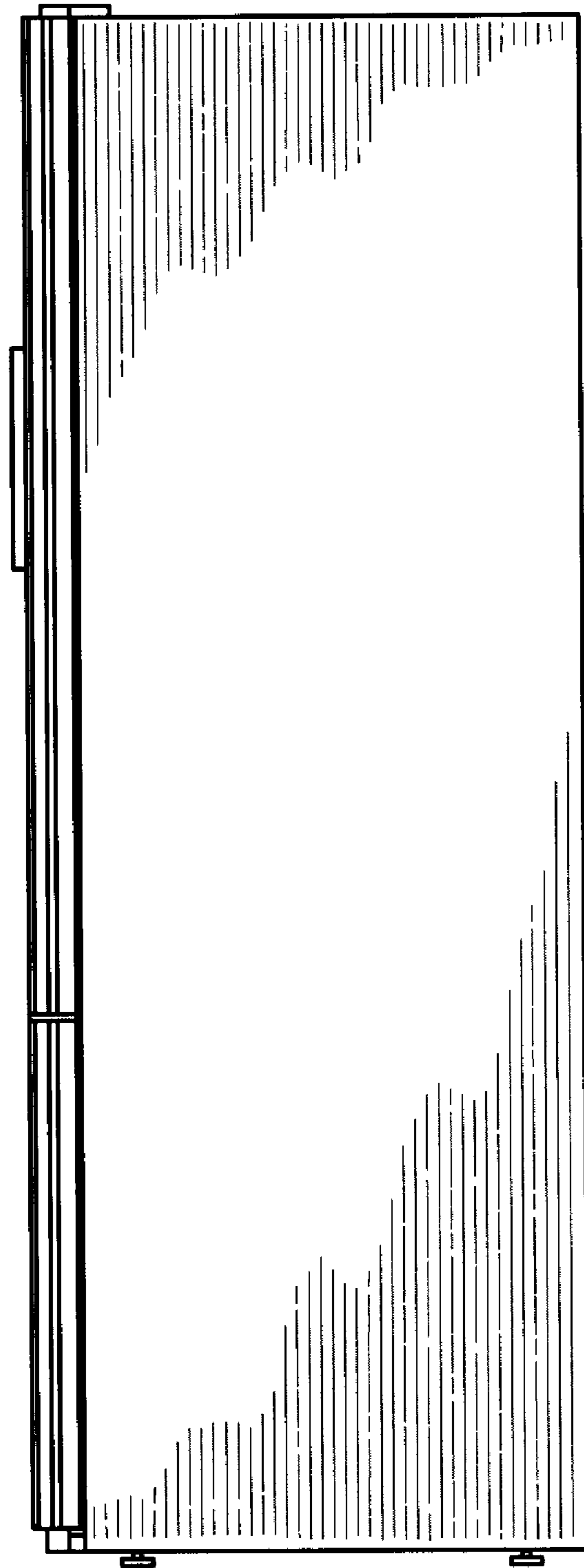


FIG. 3




FIG. 4

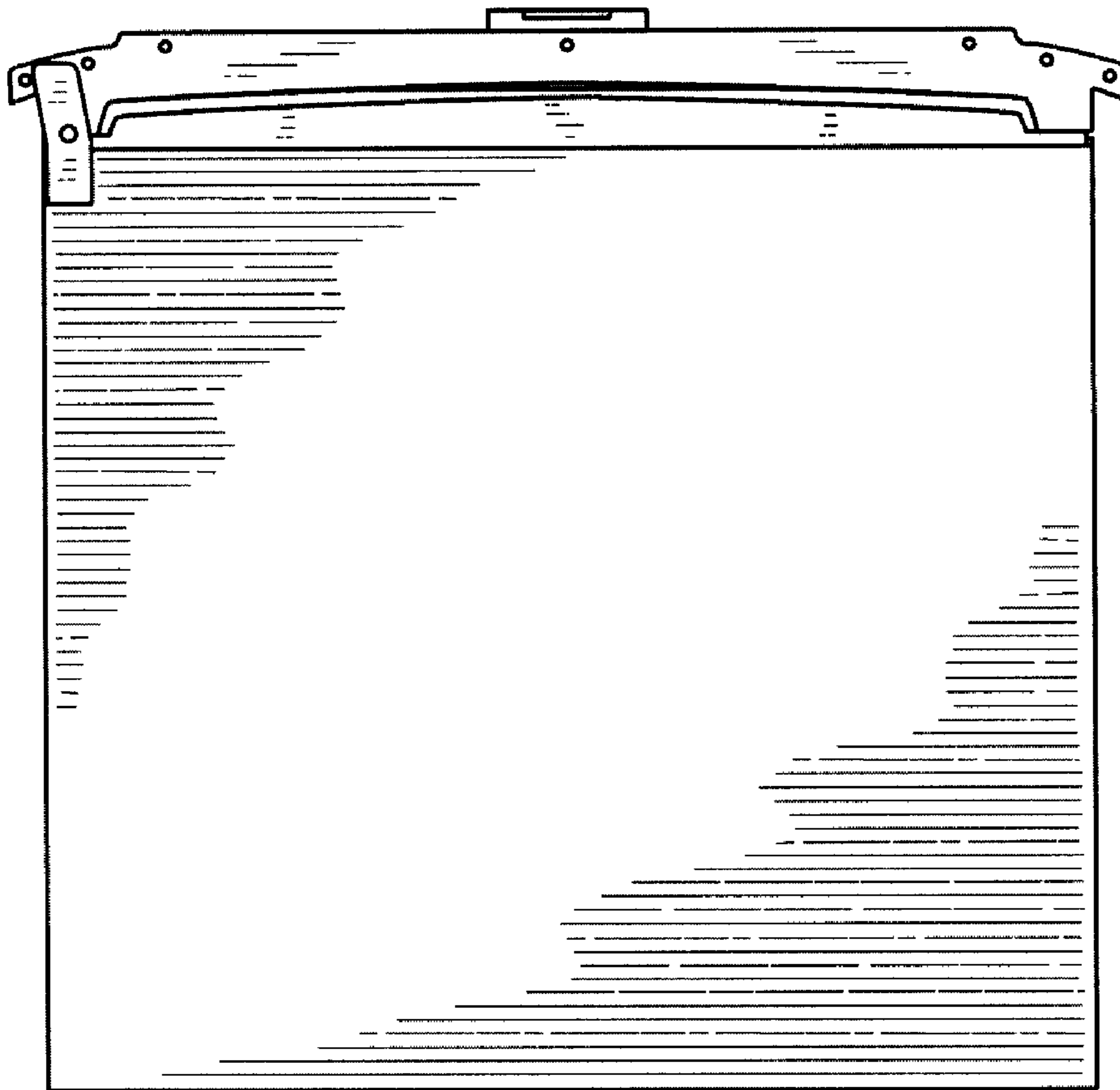


FIG. 5

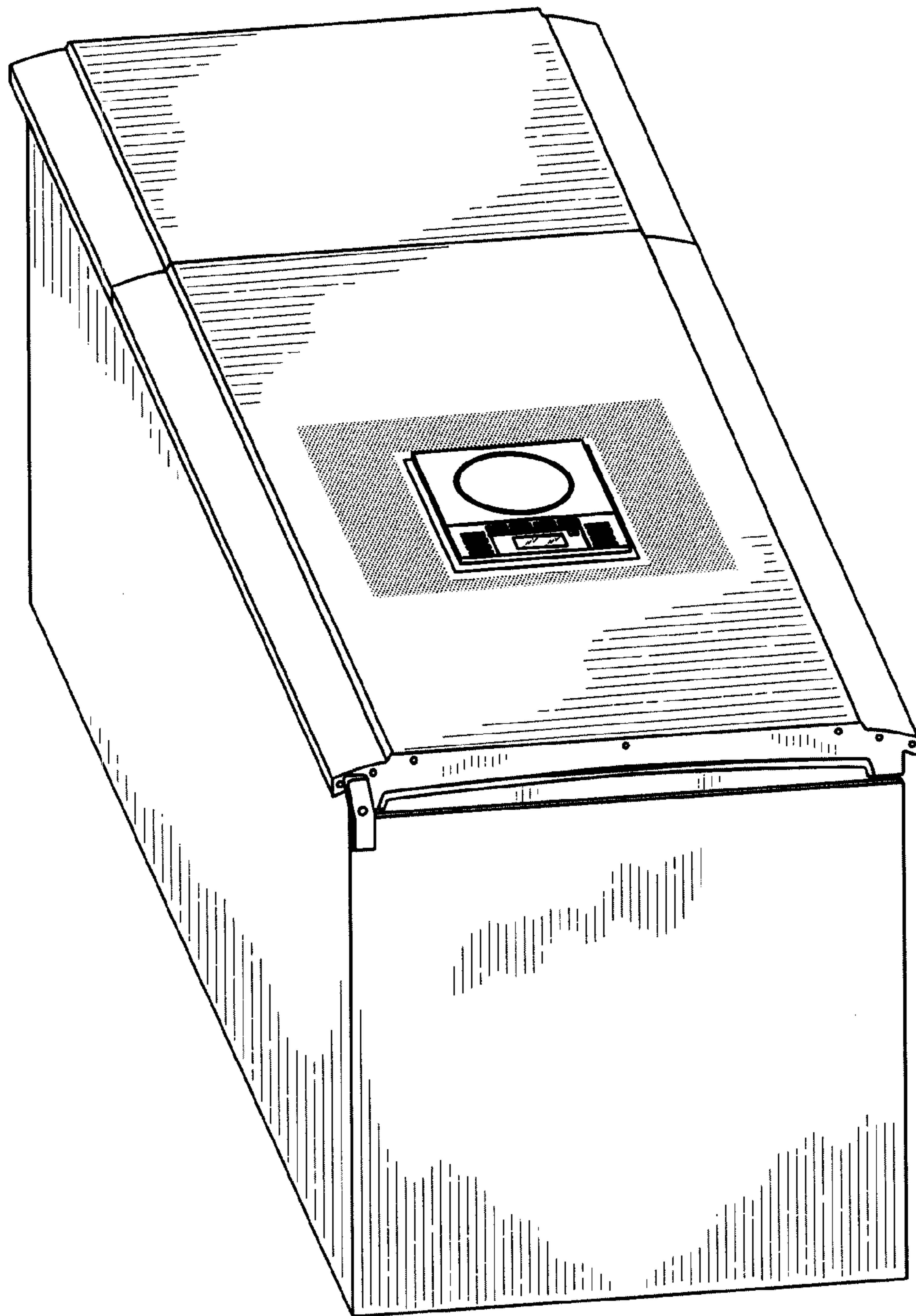


FIG. 6




FIG. 7