



US00D529934S

(12) **United States Design Patent**
Becke

(10) **Patent No.:** **US D529,934 S**

(45) **Date of Patent:** **** Oct. 10, 2006**

(54) **COOLING UNIT**

(75) Inventor: **Christoph Becke**, Grosskarolinenfeld
(DE)

(73) Assignee: **BSH Bosch und Siemens Hausgeraete GmbH**, Munich (DE)

(**) Term: **14 Years**

(21) Appl. No.: **29/218,023**

(22) Filed: **Nov. 24, 2004**

(30) **Foreign Application Priority Data**

May 25, 2004 (EM) 000188172

(51) **LOC (8) Cl.** **15-07**

(52) **U.S. Cl.** **D15/87**

(58) **Field of Classification Search** D15/81,
D15/85, 87; 62/246-250, 275, 337, 344,
62/377, 384, 467, 529, 440-451; 312/236,
312/329

See application file for complete search history.

(56) **References Cited**

U.S. PATENT DOCUMENTS

1,961,022 A * 5/1934 Teller et al. 312/329
D184,780 S * 3/1959 Sundberg D15/87
D411,211 S * 6/1999 Higuchi et al. D15/80
D455,159 S * 4/2002 Choi D15/85

D491,960 S * 6/2004 Kang et al. D15/85
D507,284 S * 7/2005 Seo D15/85
D514,603 S * 2/2006 Ikeda D15/85
D517,573 S * 3/2006 Seok et al. D15/87

* cited by examiner

Primary Examiner—Brian N Vinson

(74) *Attorney, Agent, or Firm*—John T. Winburn; Russell
W. Warnock; Craig J. Loest

(57) **CLAIM**

The ornamental design for a cooling unit, as shown and
described.

DESCRIPTION

FIG. 1 is a perspective view of a cooling unit showing my
ornamental design;

FIG. 2 is a front plan view of the cooling unit embodi-
ment shown in FIG. 1;

FIG. 3 is a right side plan view of the cooling unit embodi-
ment shown in FIG. 1;

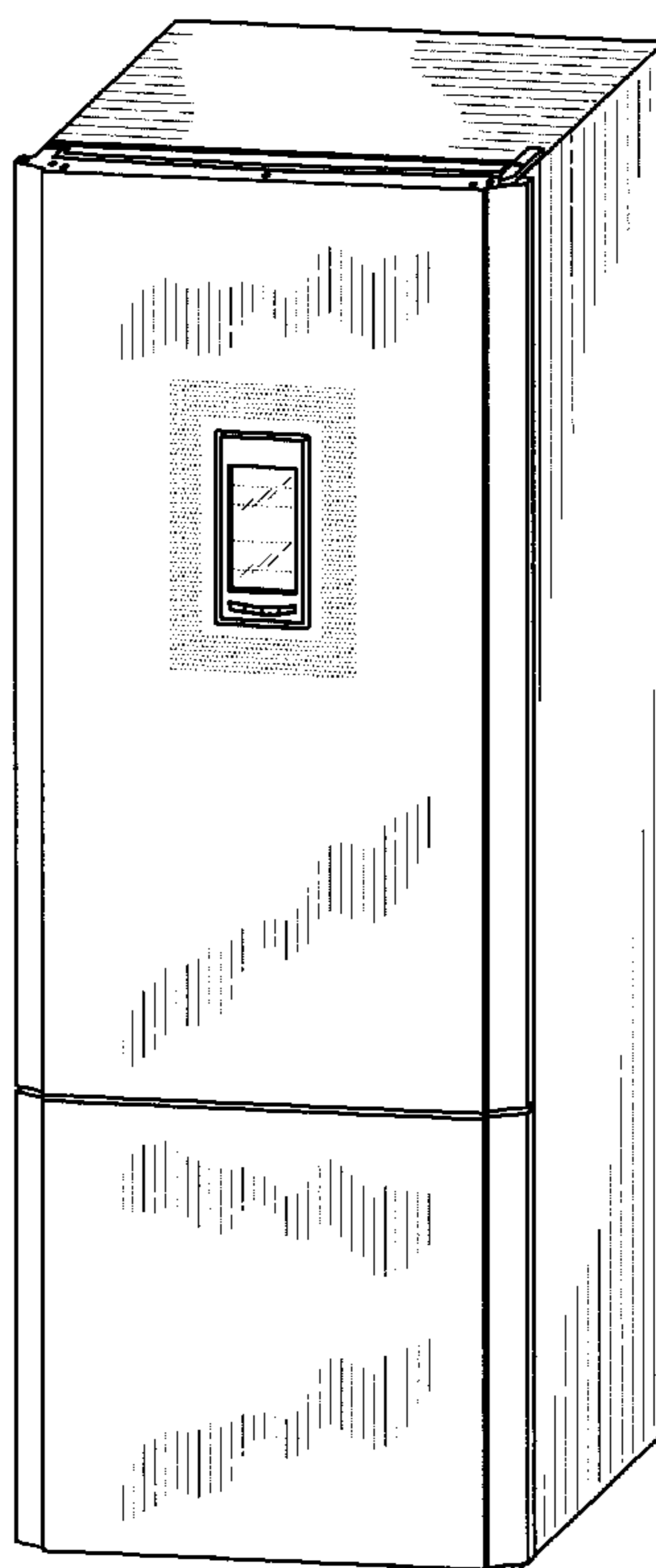
FIG. 4 is a left side plan view of the cooling unit embodi-
ment shown in FIG. 1;

FIG. 5 is a top plan view of the cooling unit embodi-
ment shown in FIG. 1;

FIG. 6 is a top perspective view of the cooling unit embodi-
ment shown in FIG. 1; and,

FIG. 7 is a close-up plan view of the appliance display unit
of the cooling unit embodiment shown in FIG. 1.

1 Claim, 7 Drawing Sheets






FIG. 1




FIG. 2




FIG. 3

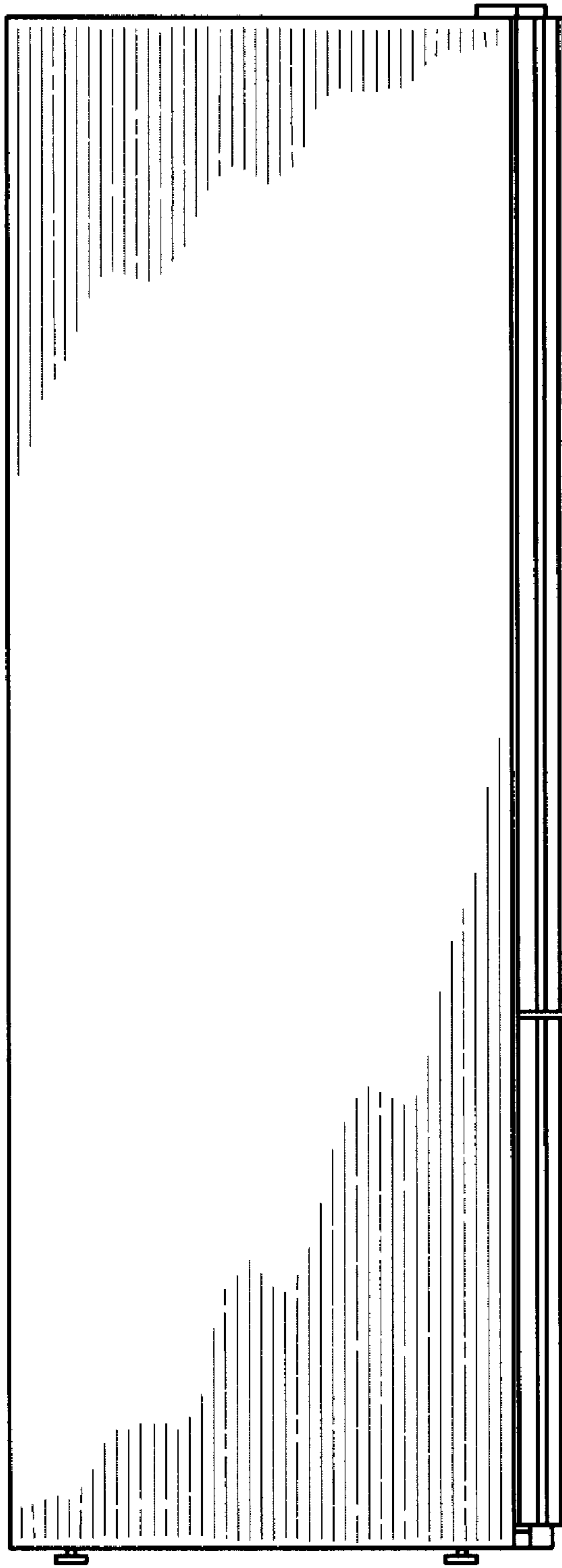


FIG. 4




FIG. 5

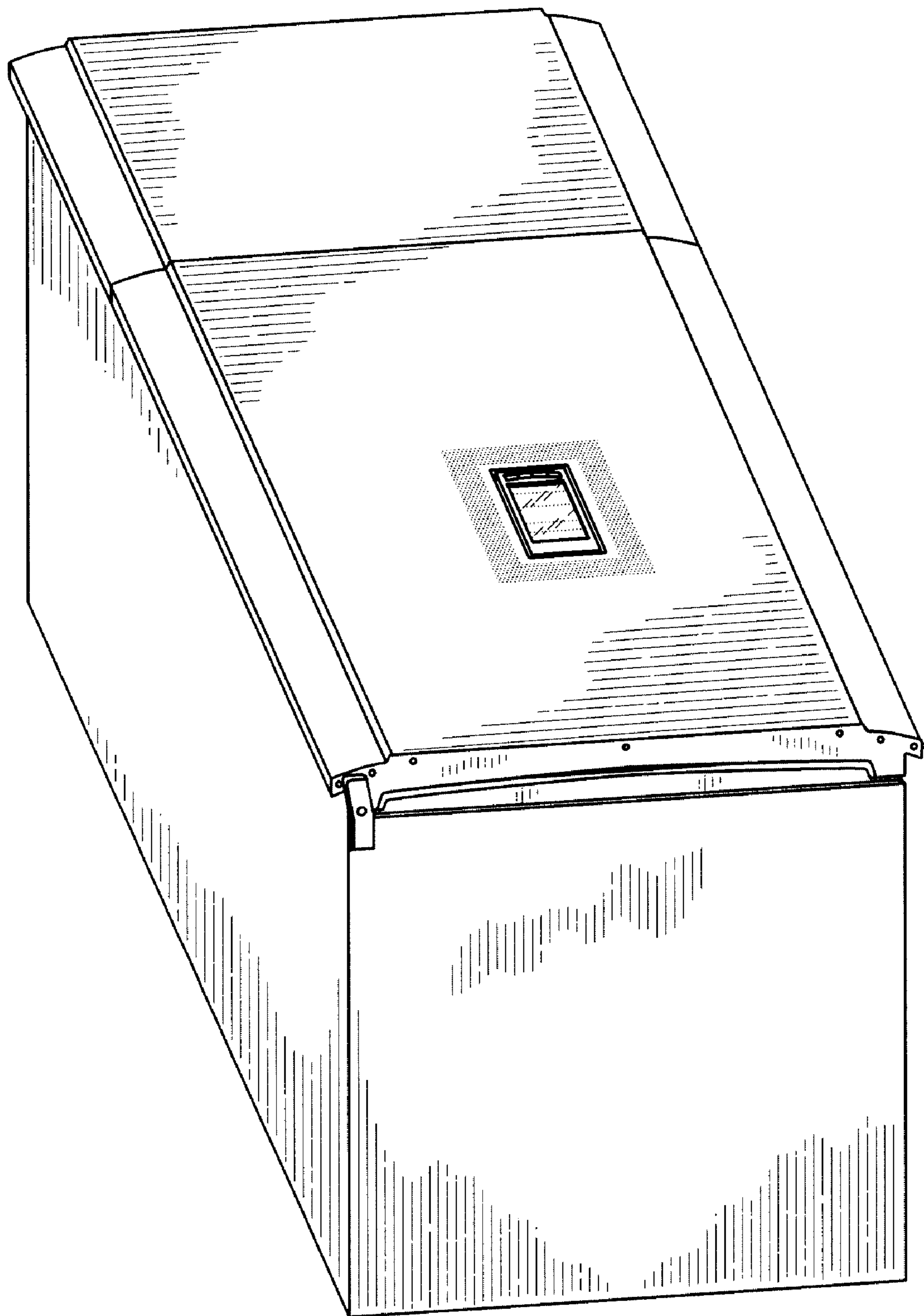


FIG. 6

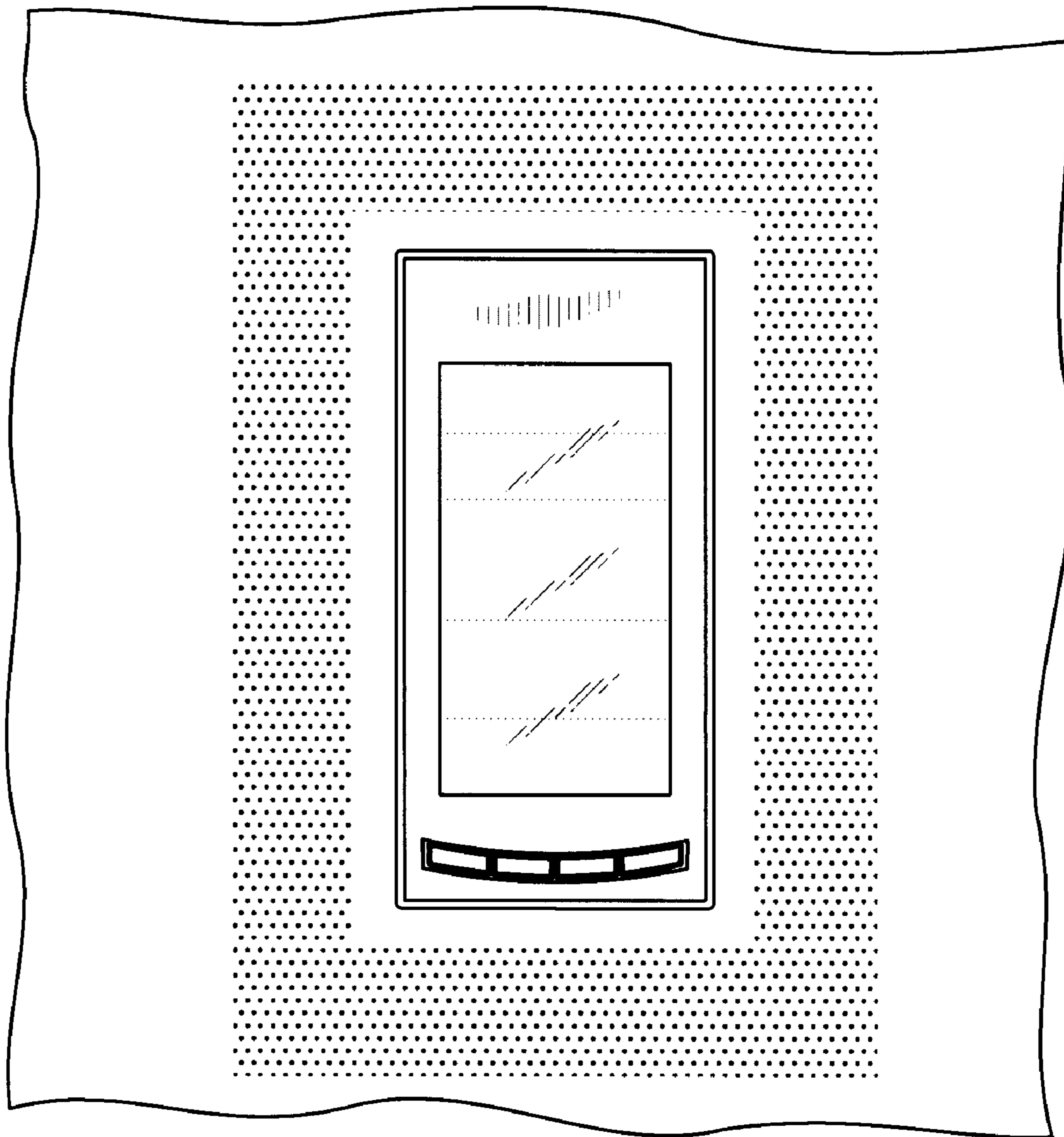


FIG. 7