



US00D529917S

(12) **United States Design Patent**  
**Xin et al.**

(10) **Patent No.:** **US D529,917 S**  
(45) **Date of Patent:** **\*\* Oct. 10, 2006**

(54) **FRONT BEZEL FOR COMPUTER ENCLOSURE**

(75) Inventors: **Yu-Hang Xin**, Shenzhen (CN);  
**Xin-Jian Xiao**, Shenzhen (CN)

(73) Assignee: **Hon Hai Precision Industry Co. LTD**,  
Taipei Hsien (TW)

(\*\*) Term: **14 Years**

(21) Appl. No.: **29/239,122**

(22) Filed: **Sep. 26, 2005**

(30) **Foreign Application Priority Data**

Jul. 1, 2005 (CN) ..... 2005 3 0063480

(51) **LOC (8) Cl.** ..... **14-02**

(52) **U.S. Cl.** ..... **D14/444**

(58) **Field of Classification Search** ..... D14/441-446;  
D13/162, 184, 199; 312/223.2; 360/99.01-99.12;  
361/680-686, 690-696; 369/34.01, 36.01  
See application file for complete search history.

(56) **References Cited**

**U.S. PATENT DOCUMENTS**

5,169,218 A \* 12/1992 Chu ..... 312/223.2  
D425,044 S \* 5/2000 Jean et al. .... D14/446

D431,825 S \* 10/2000 Jean et al. .... D14/444  
D438,517 S \* 3/2001 Chen et al. .... D14/444  
D439,254 S \* 3/2001 Zhao ..... D14/441  
D459,357 S \* 6/2002 Lo ..... D14/444

\* cited by examiner

*Primary Examiner*—Freda S. Nunn

(74) *Attorney, Agent, or Firm*—Jeffrey T. Knapp

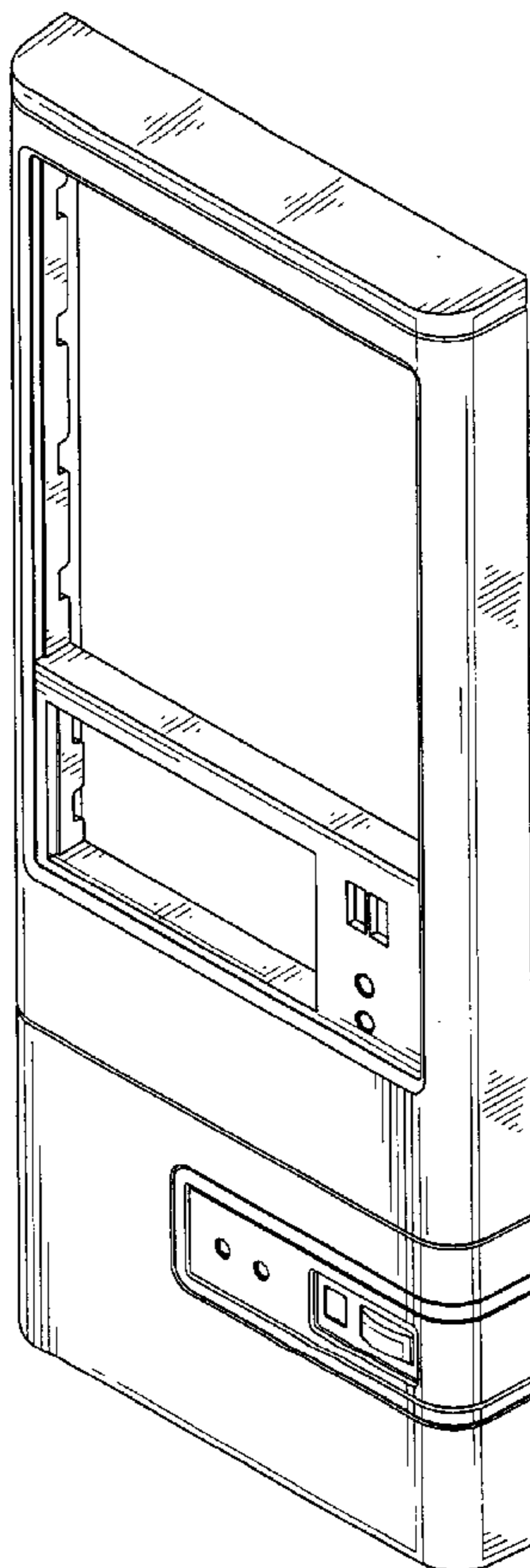
(57) **CLAIM**

The ornamental design for a front bezel for computer enclosure, as shown and described.

**DESCRIPTION**

FIG. 1 is a perspective view of a front bezel for computer enclosure showing our new design;  
FIG. 2 is a front elevational view thereof;  
FIG. 3 is a rear elevational view thereof;  
FIG. 4 is a left side elevational view thereof;  
FIG. 5 is a right side elevational view thereof;  
FIG. 6 is a top plan view thereof;  
FIG. 7 is a bottom plan view thereof; and,  
FIG. 8 is a perspective view thereof being mounted to a computer enclosure.  
Broken lines are for illustrative purposes only and form no part of the claimed design.

**1 Claim, 6 Drawing Sheets**



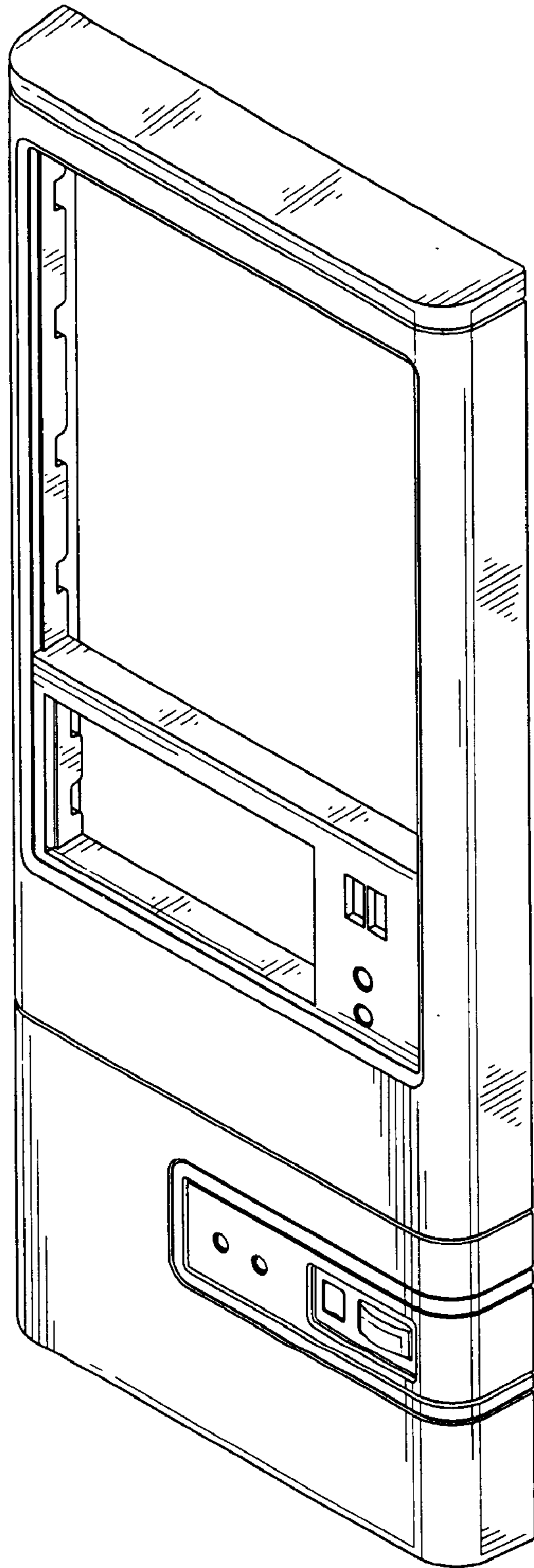


FIG. 1

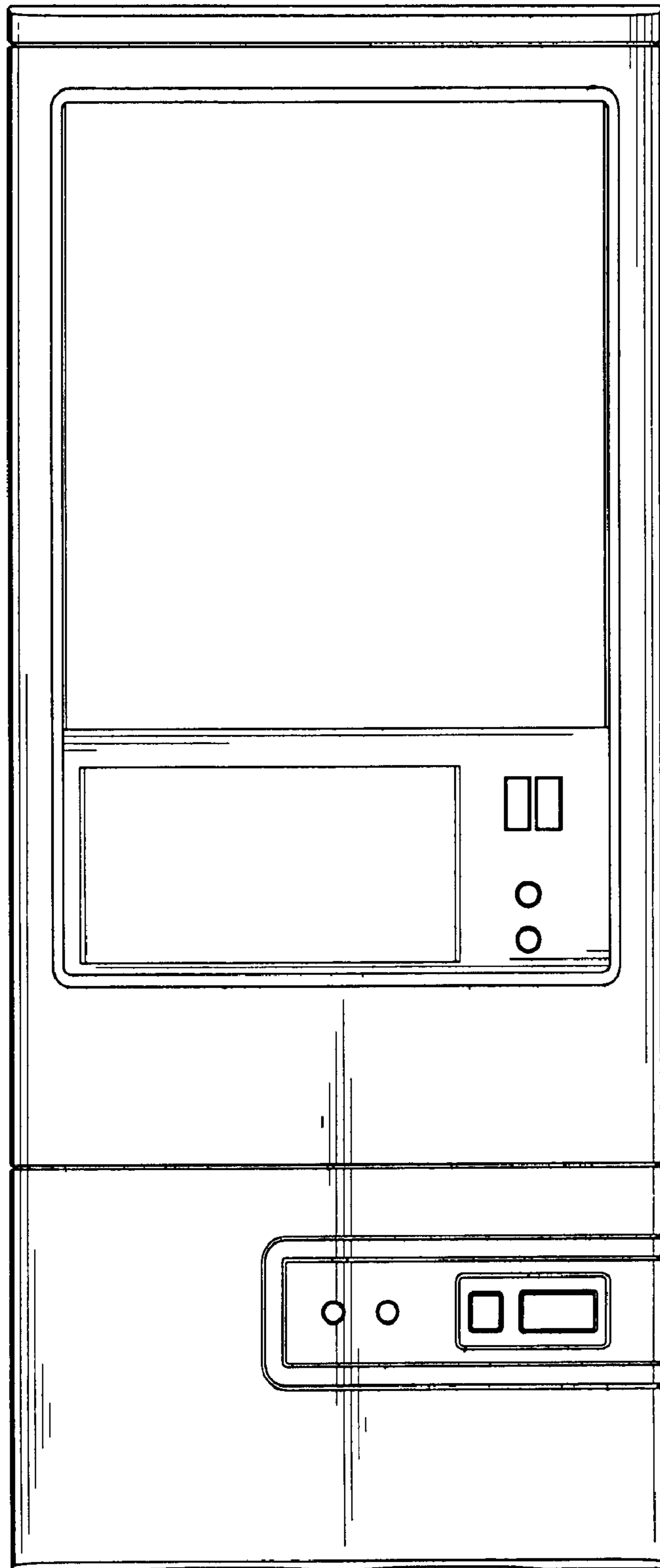


FIG. 2

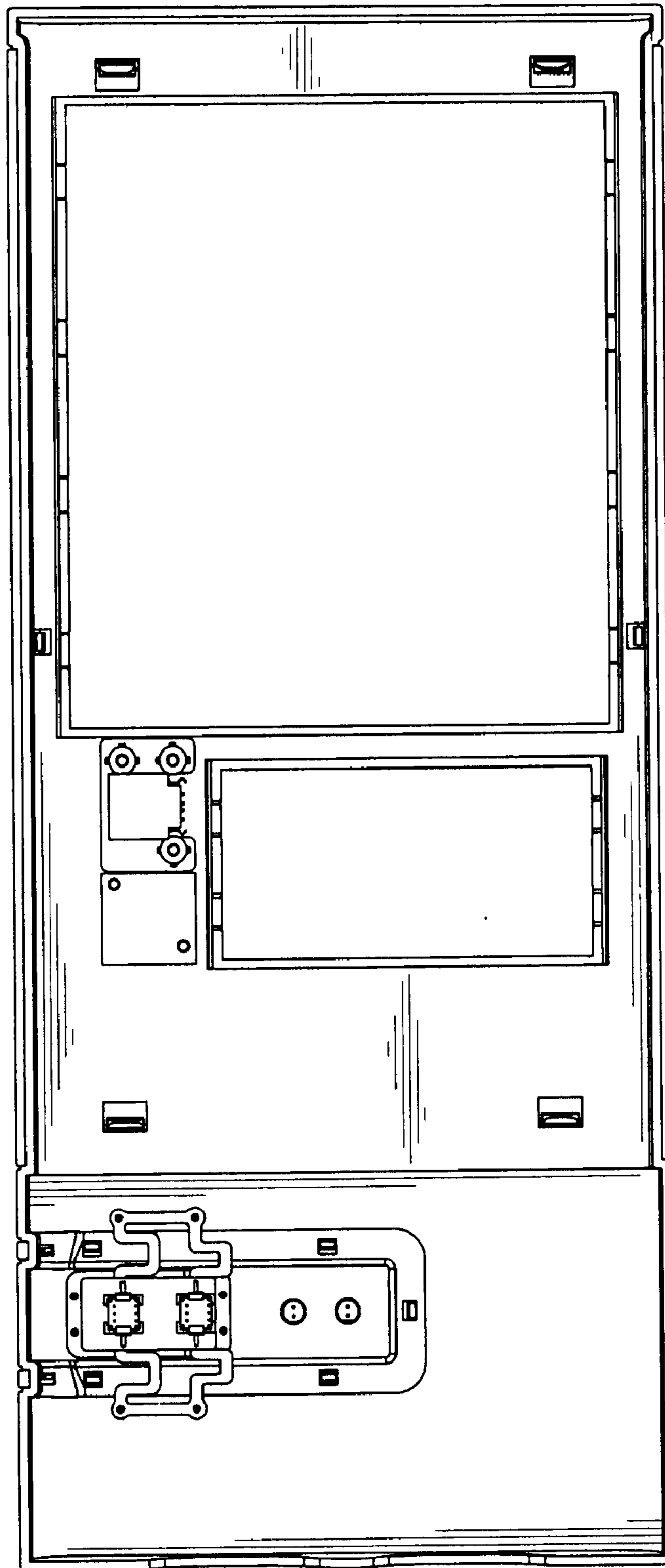


FIG. 3




FIG. 4




FIG. 5




FIG. 6

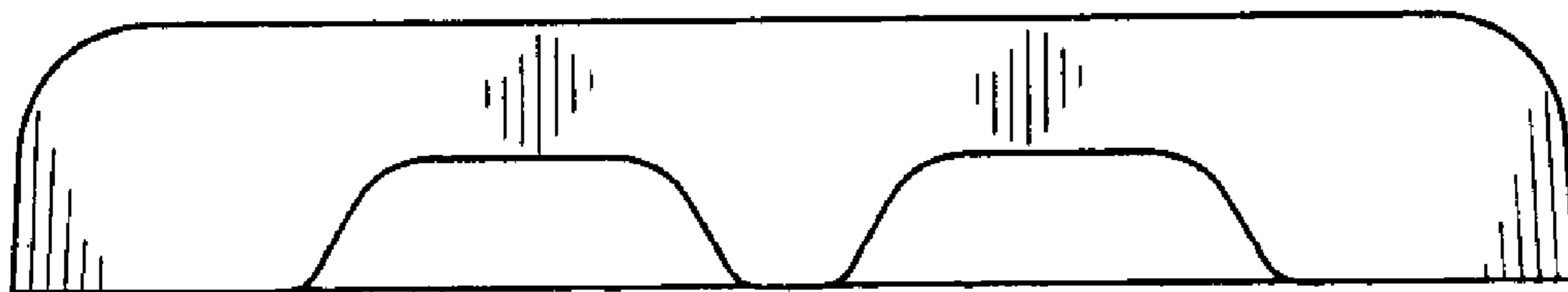


FIG. 7

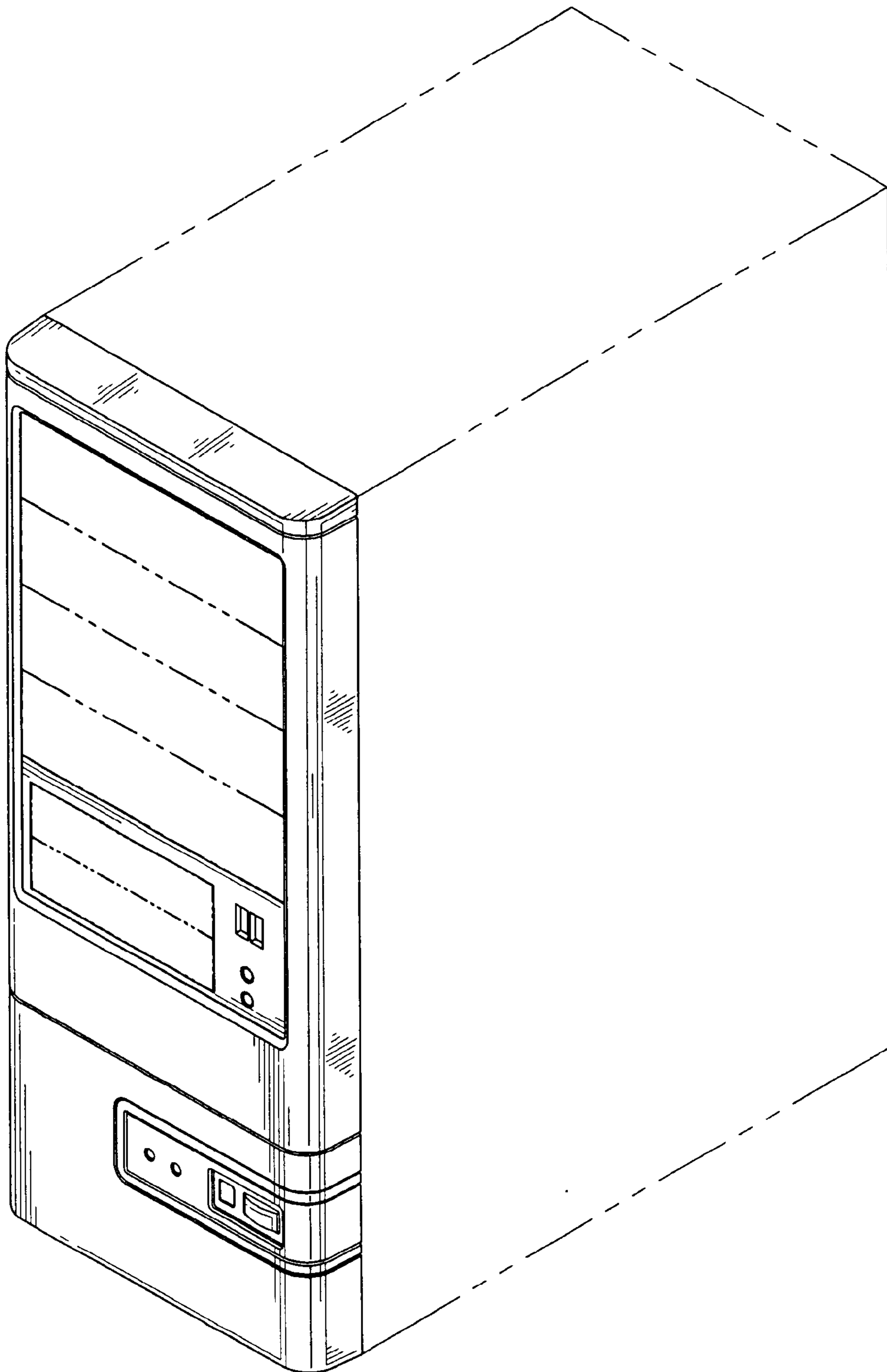


FIG. 8