



US00D529909S

(12) **United States Design Patent**
Daw et al.

(10) **Patent No.:** **US D529,909 S**
(45) **Date of Patent:** **** Oct. 10, 2006**

(54) **WIRELESS COMMUNICATION DEVICE**

(57) **CLAIM**

(75) Inventors: **Sean P. Daw**, Chicago, IL (US); **Yiting Hu**, Chicago, IL (US); **Burton S. Lowry**, Antioch, IL (US); **Mark W. Oliver**, Mundelein, IL (US); **Paul M. Pierce**, Grayslake, IL (US)

The ornamental design for a wireless communication device, as shown and described.

(73) Assignee: **Motorola, Inc.**, Schaumburg, IL (US)

DESCRIPTION

(**) Term: **14 Years**

(21) Appl. No.: **29/223,324**

(22) Filed: **Feb. 11, 2005**

(51) **LOC (8) Cl.** **14-02**

(52) **U.S. Cl.** **D14/346**

(58) **Field of Classification Search** D14/341-346,
D14/136; D18/1, 2, 7, 11; 235/145 A, 145 R;
341/22, 23; 345/156, 168, 169, 172, 173;
349/12; 361/680-686; D10/65

See application file for complete search history.

FIG. 1 is a perspective view of a wireless communication device showing our new design;
FIG. 2 is a front view thereof;
FIG. 3 is a rear view thereof;
FIG. 4 is a left side view thereof;
FIG. 5 is a right side view thereof;
FIG. 6 is a top view thereof;
FIG. 7 is a bottom view thereof;
FIG. 8 is a perspective view of a second embodiment thereof showing our new design;
FIG. 9 is a front view thereof;
FIG. 10 is a rear view thereof;
FIG. 11 is a left side view thereof;
FIG. 12 is a right side side view thereof;
FIG. 13 is a top view thereof;
FIG. 14 is a bottom view thereof;
FIG. 15 is a perspective view of a third embodiment thereof showing our new design;
FIG. 16 is a front view thereof;
FIG. 17 is a rear view thereof;
FIG. 18 is a left side view thereof;
FIG. 19 is a right side view thereof;
FIG. 20 is a top view thereof; and,
FIG. 21 is a bottom view thereof.

The broken lines shown in FIGS. 1-7 are included for the purpose of illustrating environmental elements only and form no part of the claimed design.

(56) **References Cited**

U.S. PATENT DOCUMENTS


- D359,920 S * 7/1995 Sakamoto D10/65
- D500,500 S * 1/2005 Chien D14/346
- 2003/0085870 A1 * 5/2003 Hinckley 345/156
- 2004/0125072 A1 * 7/2004 Gust 345/156
- 2004/0233160 A1 * 11/2004 Chincholle et al. 345/156
- 2004/0239639 A1 * 12/2004 Stavely et al. 345/173

* cited by examiner

Primary Examiner—Freda S. Nunn

(74) *Attorney, Agent, or Firm*—Lawrence J. Chapa

1 Claim, 12 Drawing Sheets






FIG. 1




FIG. 2

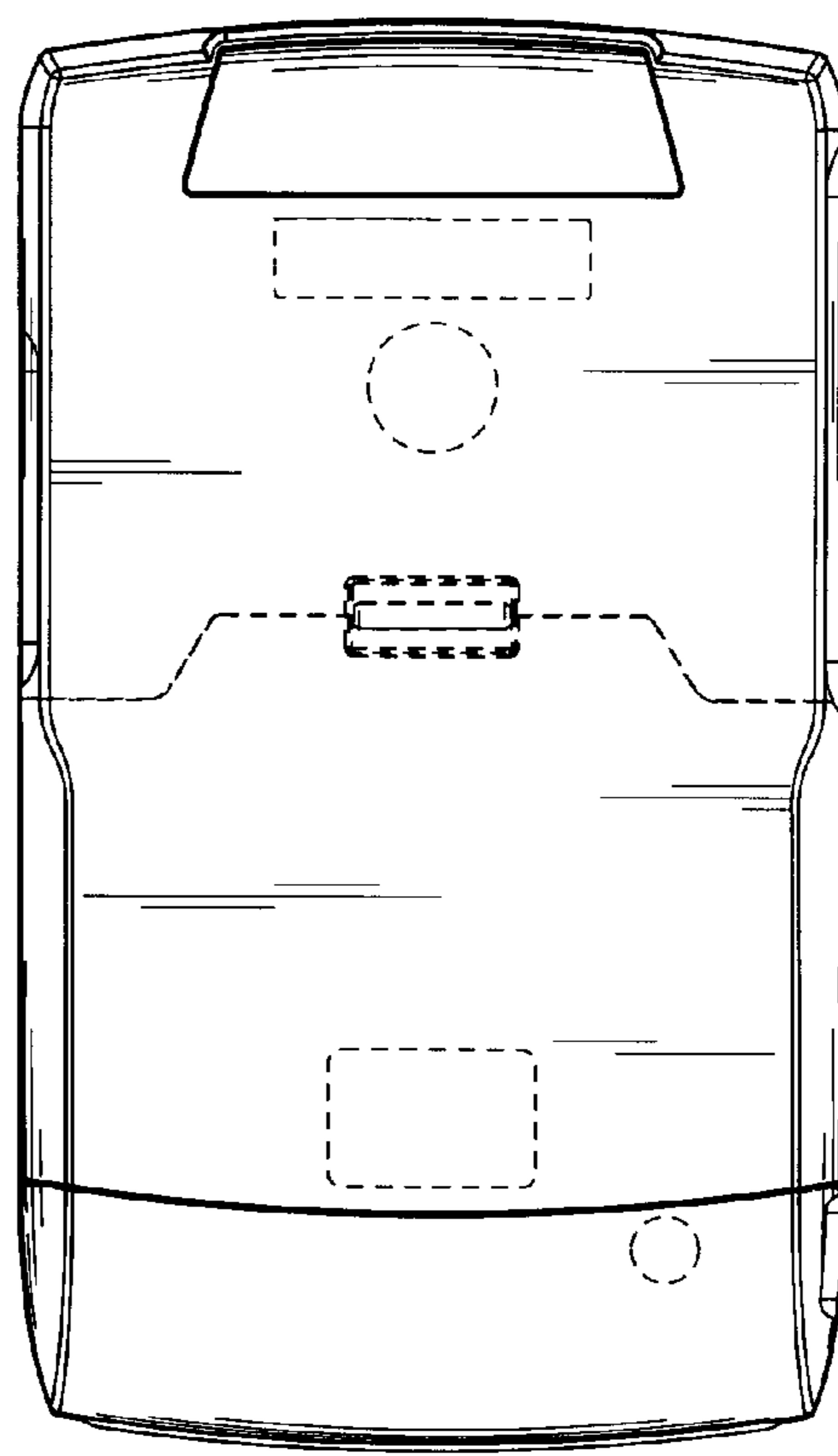


FIG. 3

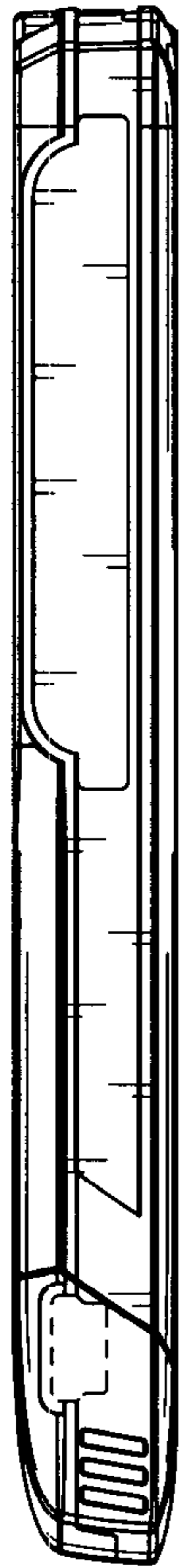


FIG. 4

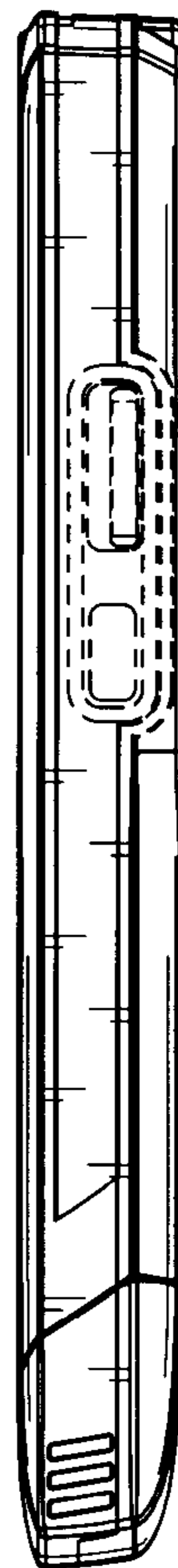


FIG. 5

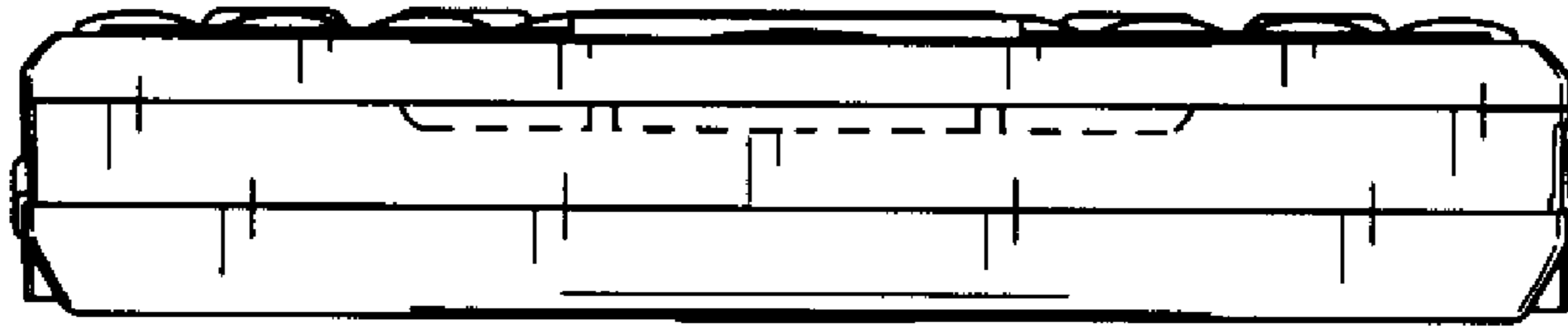


FIG. 6

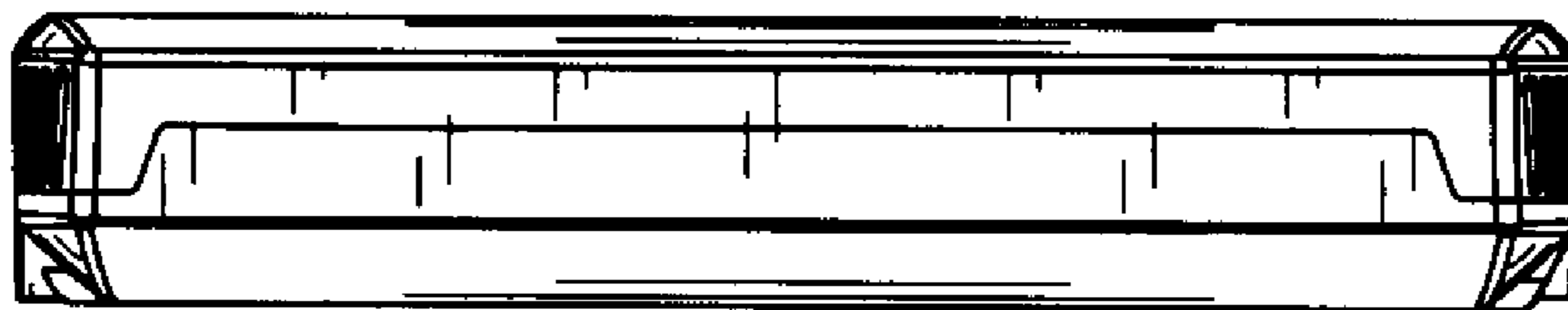


FIG. 7




FIG. 8




FIG. 9

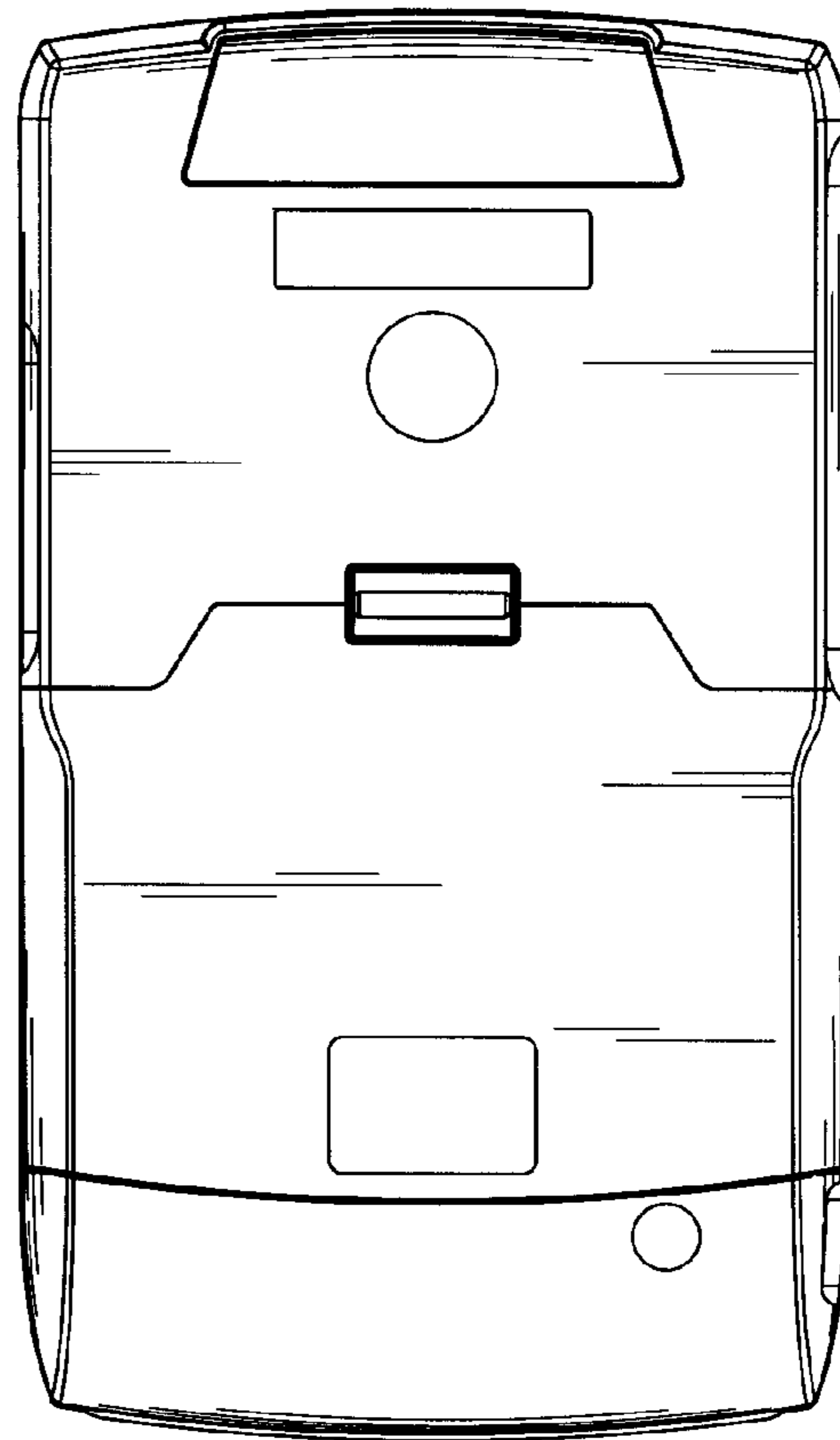


FIG. 10

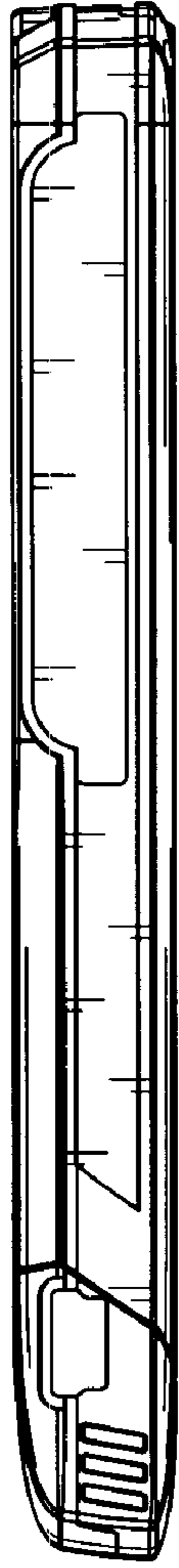


FIG. 11

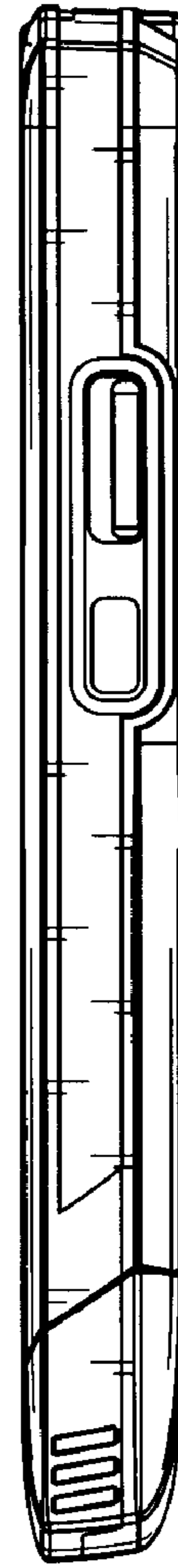


FIG. 12

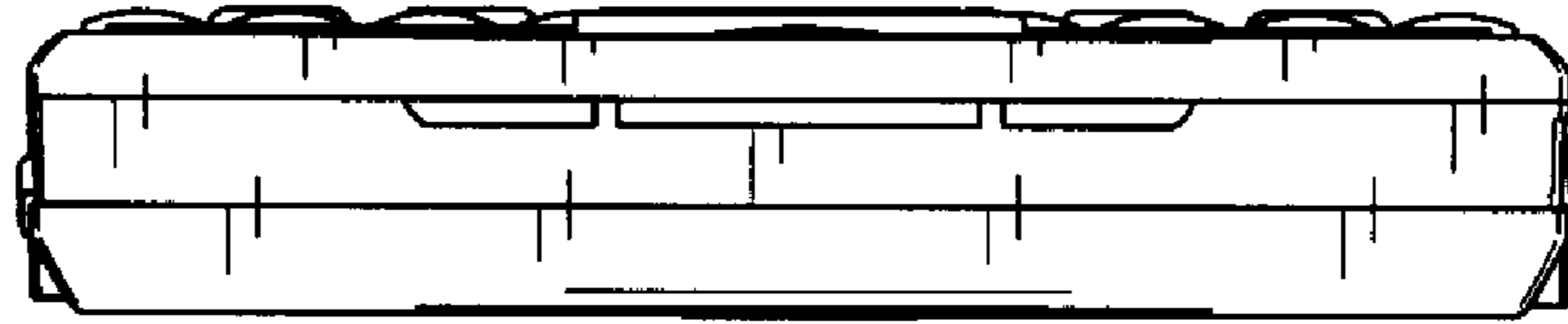


FIG. 13




FIG. 14




FIG. 15




FIG. 16

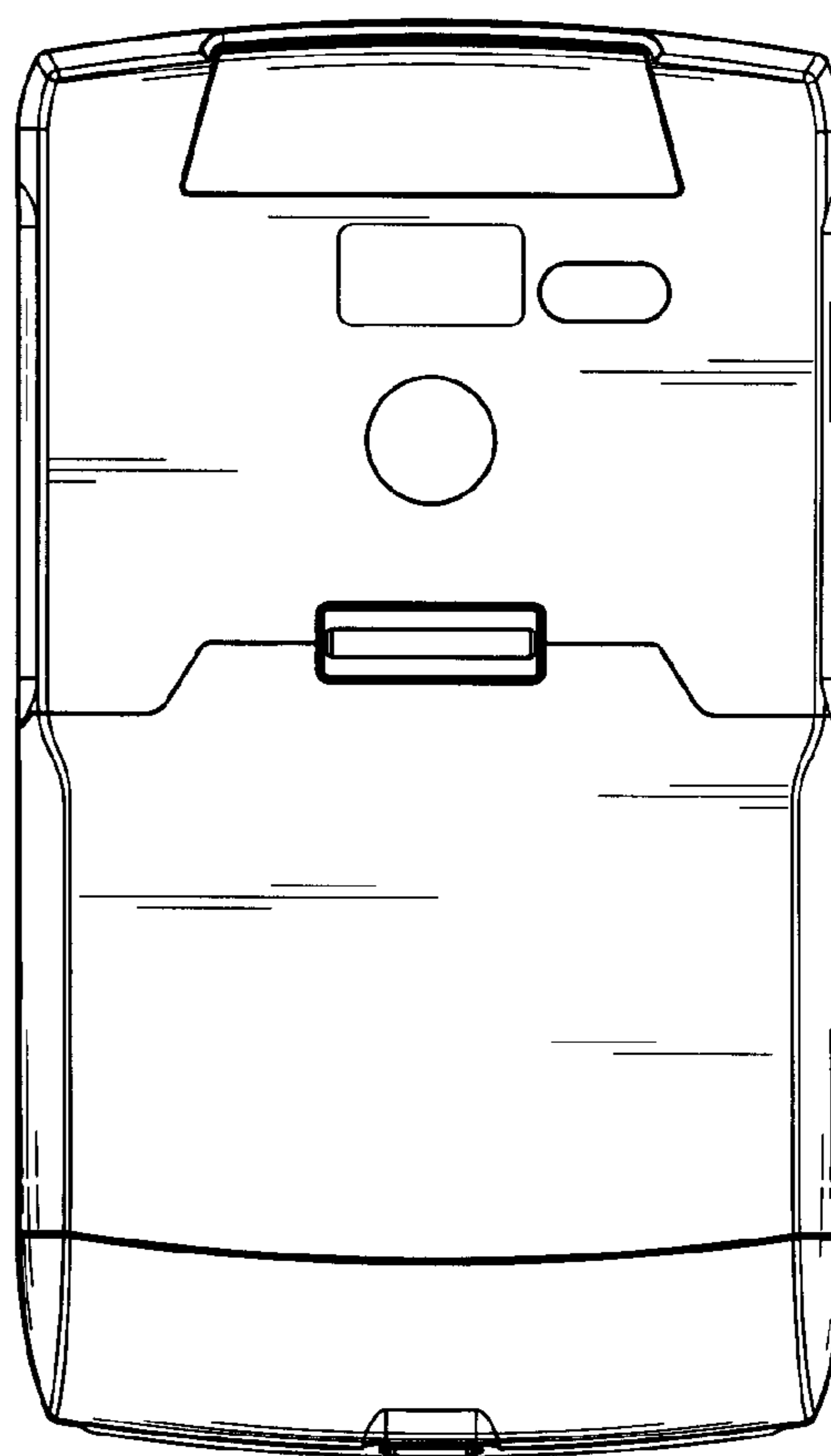


FIG. 17

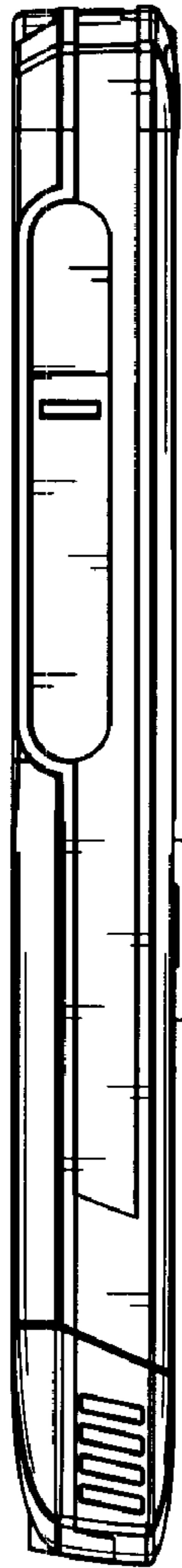


FIG. 18

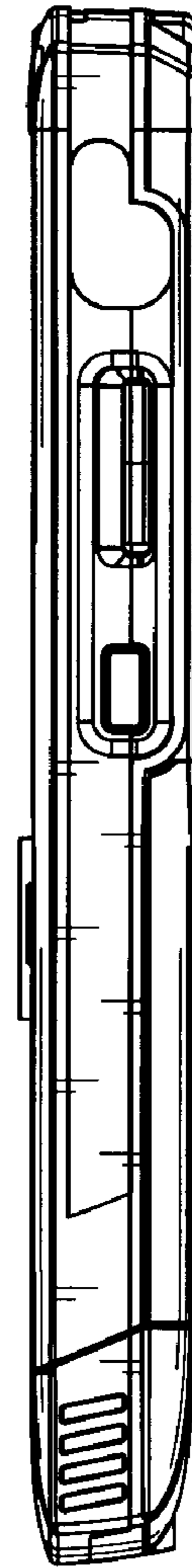


FIG. 19




FIG. 20

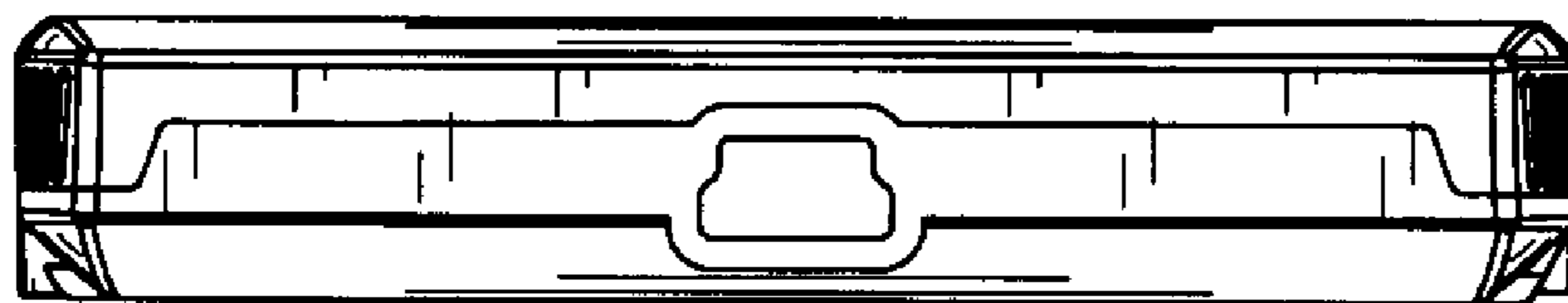


FIG. 21