



US00D529894S

(12) **United States Design Patent**
Yanagisawa et al.

(10) **Patent No.:** **US D529,894 S**

(45) **Date of Patent:** **** Oct. 10, 2006**

(54) **TELEPHONE SET**

2004/0247113 A1 * 12/2004 Akatsu 379/419

(75) Inventors: **Keigo Yanagisawa**, Tokyo (JP);
Teruaki Takigawa, Tokyo (JP); **Syohei Suzuki**, Tokyo (JP)

OTHER PUBLICATIONS

Design for a Telephone Set, Domestic Catalog "Digital Business Phone EXS Series" issued by Nippon Telegraph and Telephone Corporation on Jul. 31, 1994. (1 pg.).

(73) Assignee: **Iwatsu Electric Co., Ltd.**, Tokyo (JP)

* cited by examiner

(**) Term: **14 Years**

Primary Examiner—Ian Simmons

Assistant Examiner—Carla Jobe Wright

(21) Appl. No.: **29/220,294**

(74) *Attorney, Agent, or Firm*—Foley & Lardner LLP

(22) Filed: **Dec. 28, 2004**

(51) **LOC (8) Cl.** **14-03**

(52) **U.S. Cl.** **D14/151**

(58) **Field of Classification Search** D14/144,
D14/137–138, 140, 142, 147–151, 240, 248;
379/419, 440, 434–436, 454–455

See application file for complete search history.

(57) **CLAIM**

The ornamental design for a telephone set, as shown and described.

(56) **References Cited**

U.S. PATENT DOCUMENTS

D311,191 S	*	10/1990	Ando	D14/151
D319,642 S	*	9/1991	Ando	D14/151
D342,252 S	*	12/1993	Akatsu et al.	D14/151
D345,557 S	*	3/1994	Akatsu et al.	D14/151
D490,795 S	*	6/2004	Watanabe et al.	D14/151
D515,063 S	*	2/2006	Yanagisawa et al.	D14/151

DESCRIPTION

FIG. 1 is a front perspective view of a telephone set showing our new design;
FIG. 2 is a front view thereof;
FIG. 3 is a top plan view thereof;
FIG. 4 is a right side elevational view thereof;
FIG. 5 is a left side elevational view thereof;
FIG. 6 is a rear view thereof; and,
FIG. 7 is a bottom plan view thereof.

1 Claim, 3 Drawing Sheets

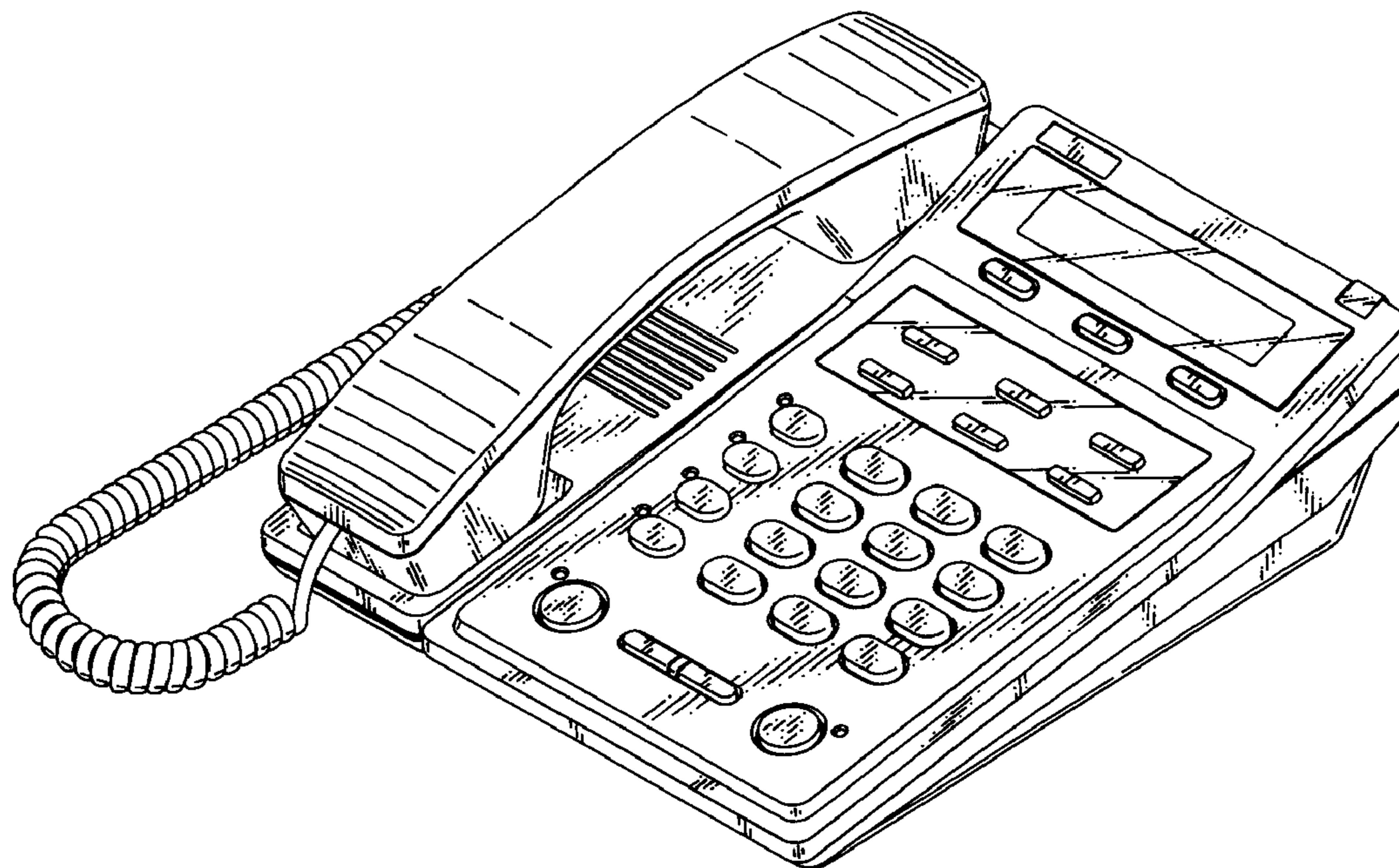


Fig. 1




Fig. 2

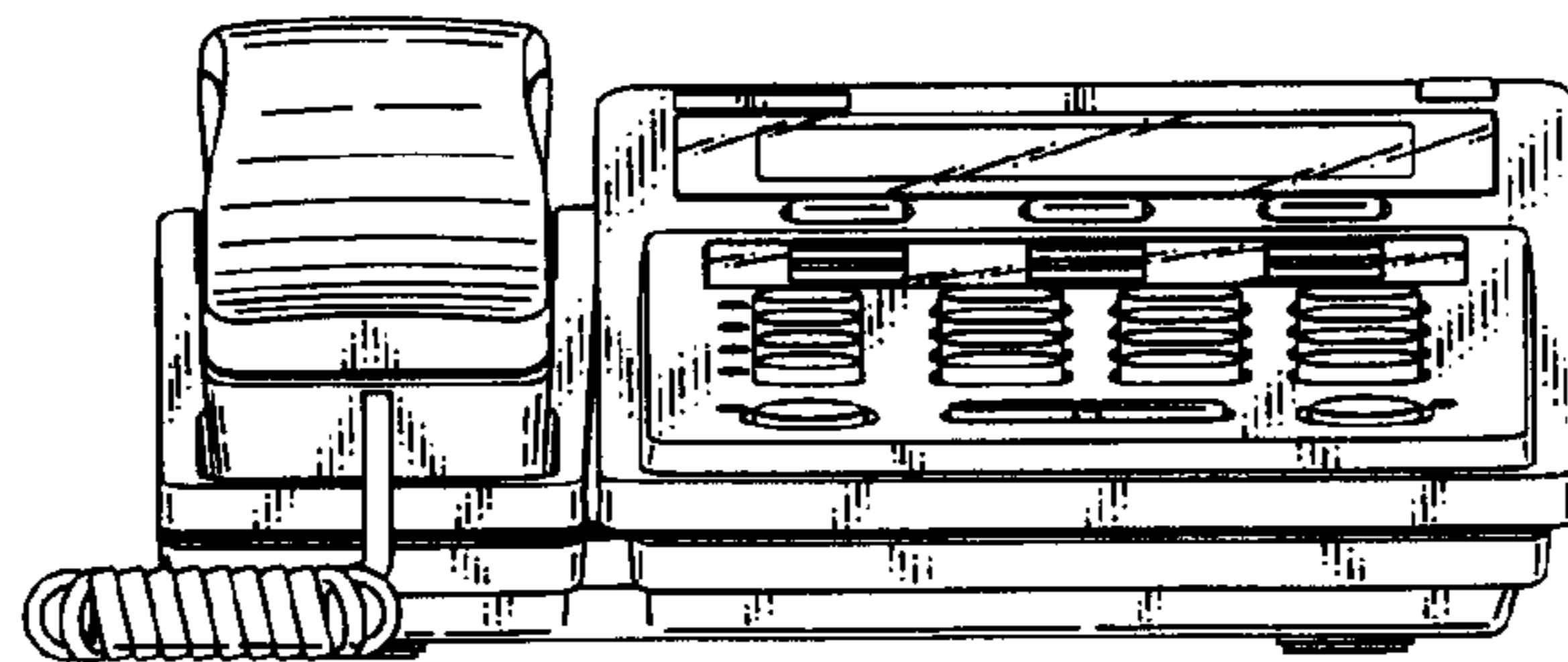


Fig.3




Fig.4

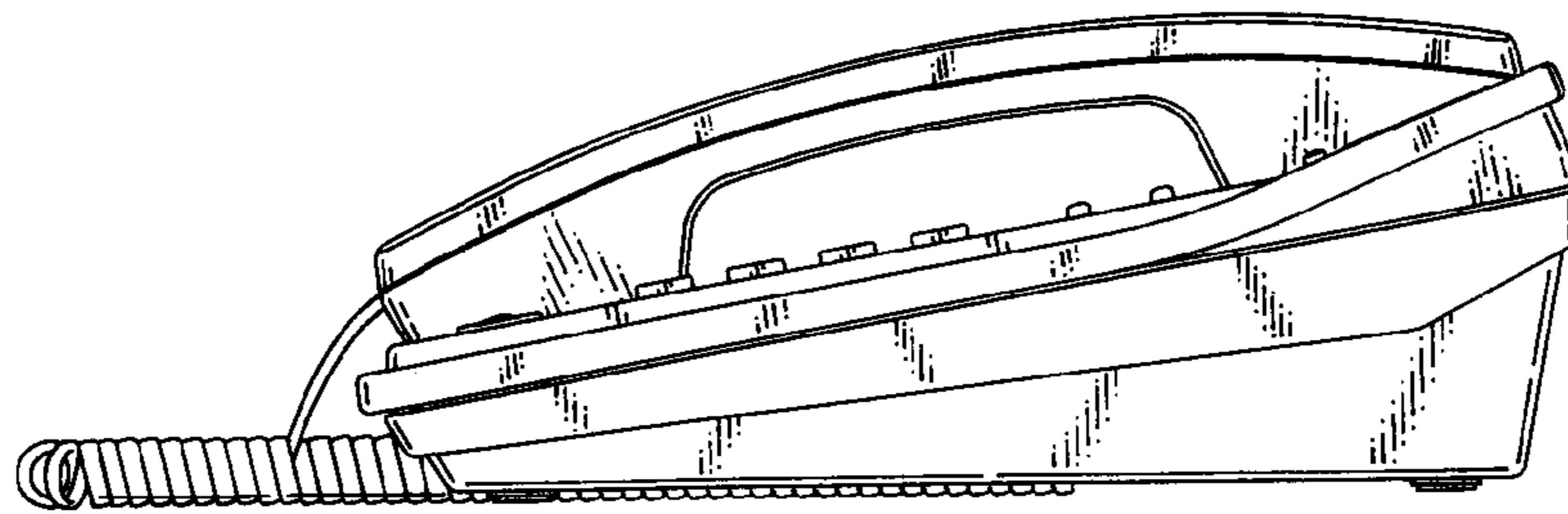


Fig.5

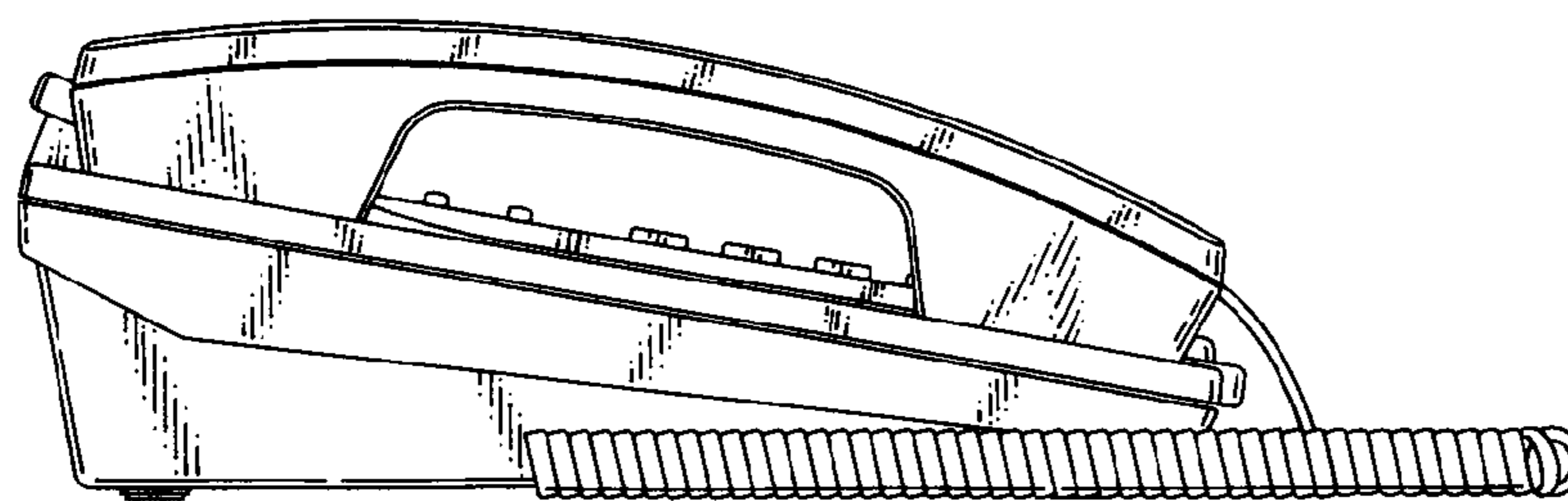


Fig.6

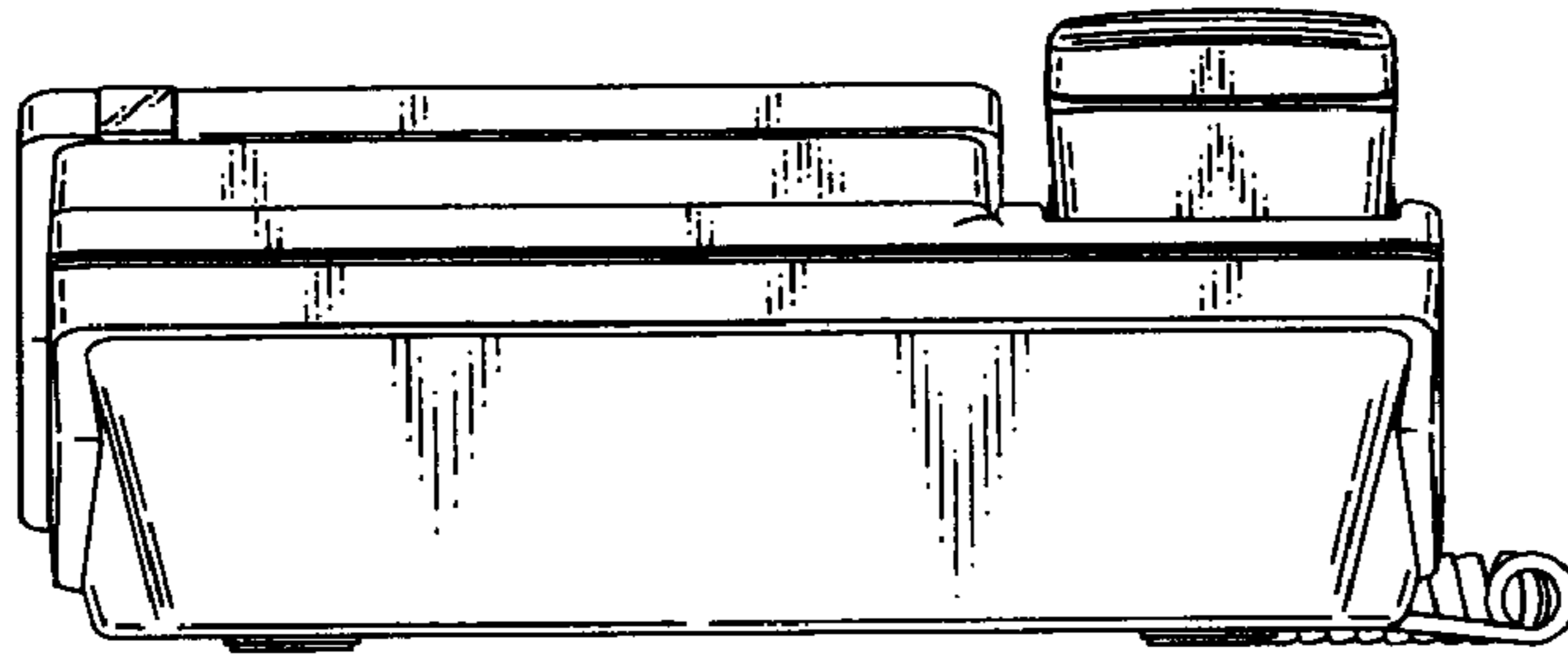


Fig.7

