



US00D529893S

(12) **United States Design Patent**  
**Miller et al.**

(10) **Patent No.:** **US D529,893 S**

(45) **Date of Patent:** **\*\* Oct. 10, 2006**

(54) **MOBILE PHONE**

(76) Inventors: **Sidney B. Miller**, 2211 Kenley Way,  
Birmingham, AL (US) 35242; **Robert**  
**L. Mahurin**, 2211 Kenley Way,  
Birmingham, AL (US) 35242

(\*\*) Term: **14 Years**

(21) Appl. No.: **29/222,297**

(22) Filed: **Jan. 28, 2005**

(51) **LOC (8) Cl.** ..... **14-03**

(52) **U.S. Cl.** ..... **D14/143; D14/138**

(58) **Field of Classification Search** ..... D14/137-138,  
D14/143-144, 147-150, 159, 191, 218, 250,  
D14/341-346; 379/428.01, 428.02, 433.04,  
379/433.01, 433.1, 433.07, 433.11, 434, 451  
See application file for complete search history.

(56) **References Cited**

**U.S. PATENT DOCUMENTS**

D237,581 S	*	11/1975	Pasquale	.....	D8/18
D272,621 S	*	2/1984	Snyder	.....	D14/143
D291,883 S	*	9/1987	Snyder	.....	D14/143
5,046,253 A	*	9/1991	Ireland	.....	30/289
D362,251 S	*	9/1995	Fitzgerald	.....	D14/143
D371,726 S	*	7/1996	Strohlein	.....	D7/628
D383,135 S	*	9/1997	Arthur	.....	D14/218
D406,141 S	*	2/1999	Hill	.....	D14/218
D407,090 S	*	3/1999	Althans	.....	D14/218

D422,594 S	*	4/2000	Henderson et al.	.....	D14/218
D422,671 S	*	4/2000	Firmin	.....	D22/133
D427,585 S	*	7/2000	Atsumi et al.	.....	D14/218
D433,899 S	*	11/2000	Saffron et al.	.....	D8/38
D459,173 S	*	6/2002	Kelleghan	.....	D8/38
D474,168 S	*	5/2003	Wang et al.	.....	D14/138
D488,972 S	*	4/2004	Kelleghan	.....	D8/38
D492,300 S	*	6/2004	Lee et al.	.....	D14/248
D494,428 S	*	8/2004	Coleman	.....	D7/669
D517,881 S	*	3/2006	Kelleghan	.....	D8/38

\* cited by examiner

*Primary Examiner*—Jeffrey D. Asch

*Assistant Examiner*—Carla Jobe Wright

(74) *Attorney, Agent, or Firm*—C. Brandon Browning;  
Sirote & Permutt, P.C.

(57) **CLAIM**

The ornamental design for a mobile phone, as shown and described.

**DESCRIPTION**

FIG. 1 is a front elevational view of a mobile phone.

FIG. 2 is a rear elevational view of the mobile phone of FIG. 1.

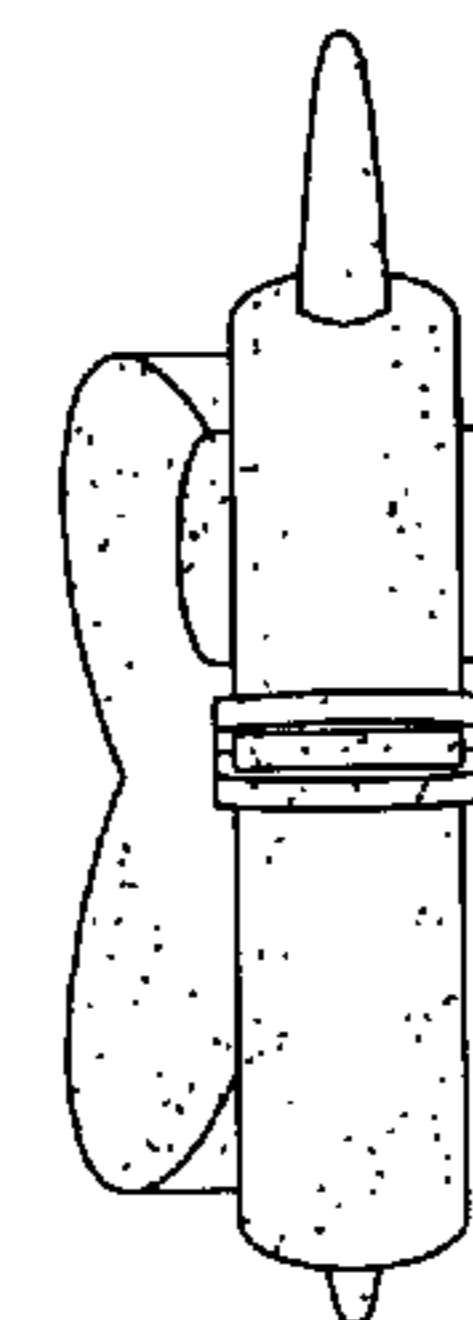
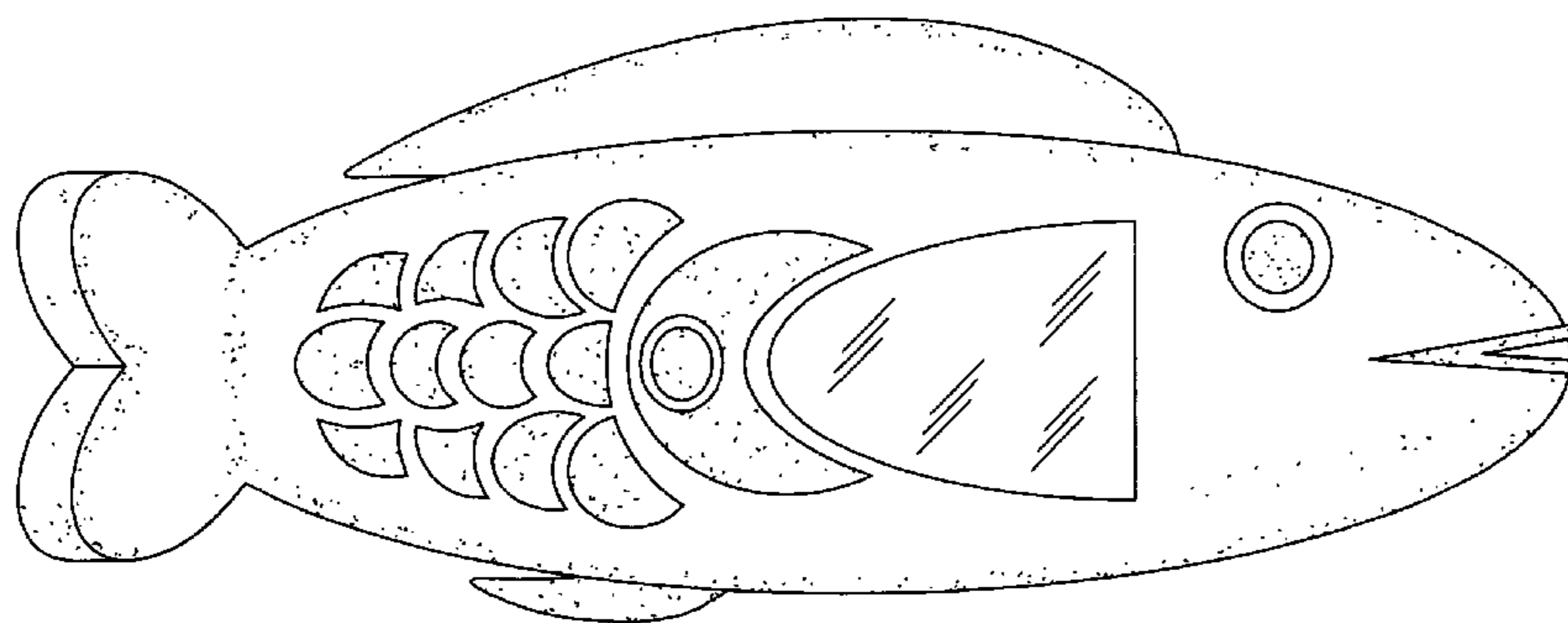
FIG. 3 is a top view of the mobile phone of FIG. 1.

FIG. 4 is a bottom view of the mobile phone of FIG. 1.

FIG. 5 is a right side view the mobile phone of FIG. 1; and,

FIG. 6 is a left side view of the mobile phone of FIG. 1.

**1 Claim, 2 Drawing Sheets**



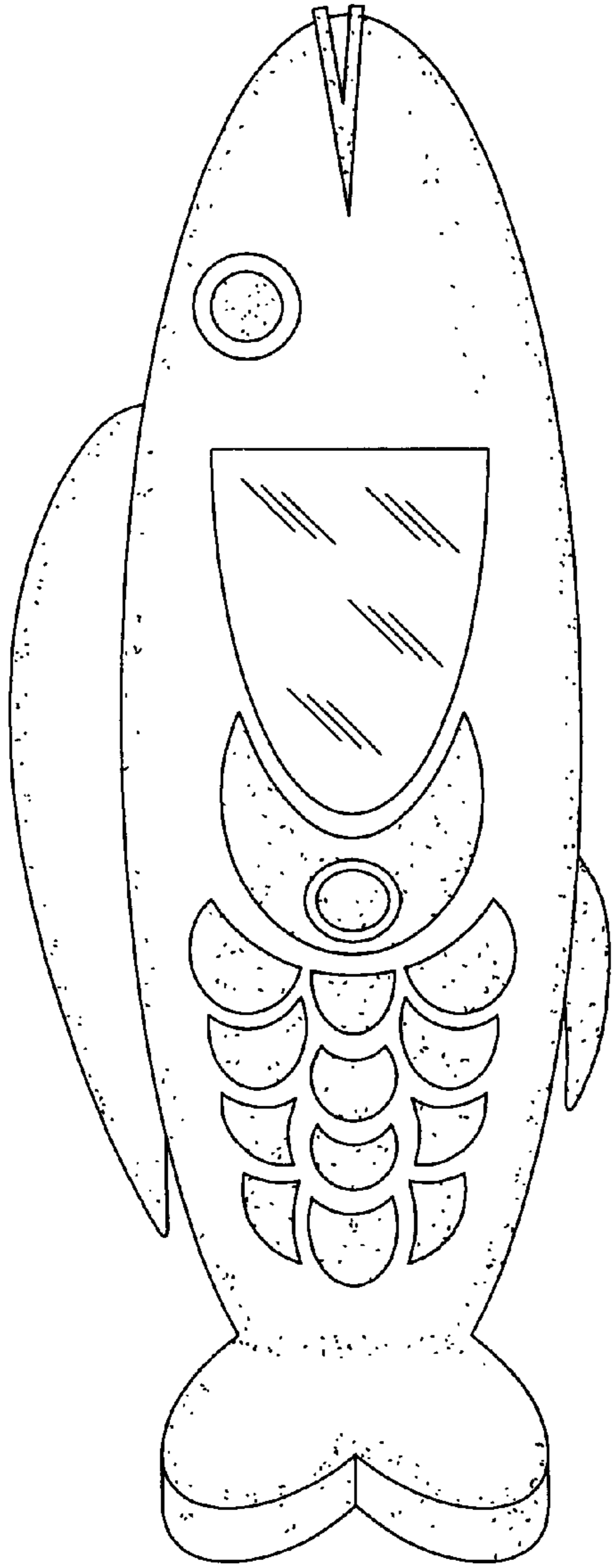


FIG. 1

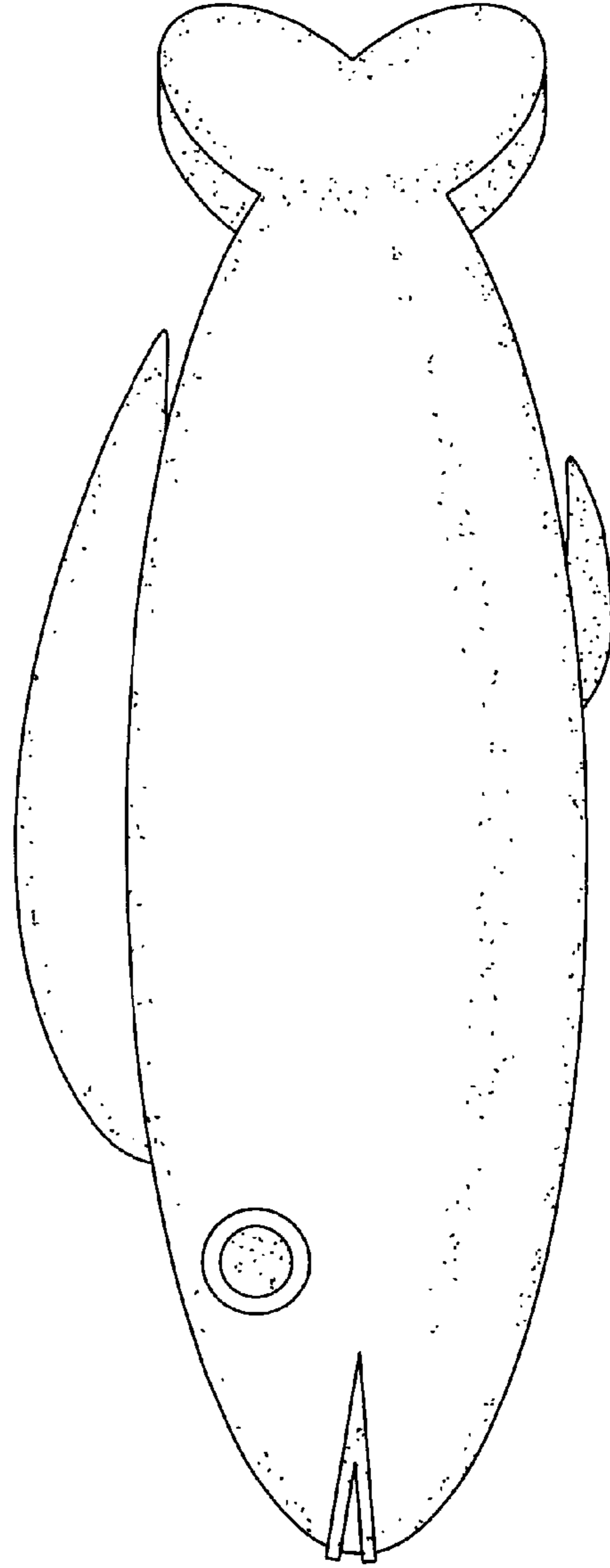


FIG. 2

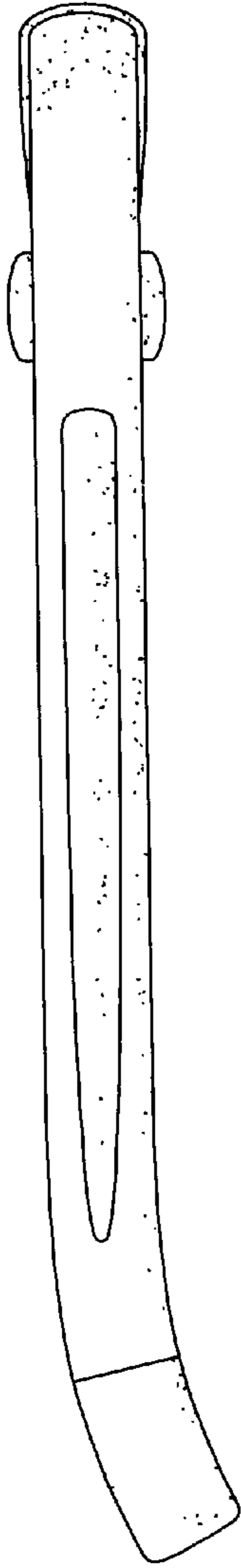


FIG. 3

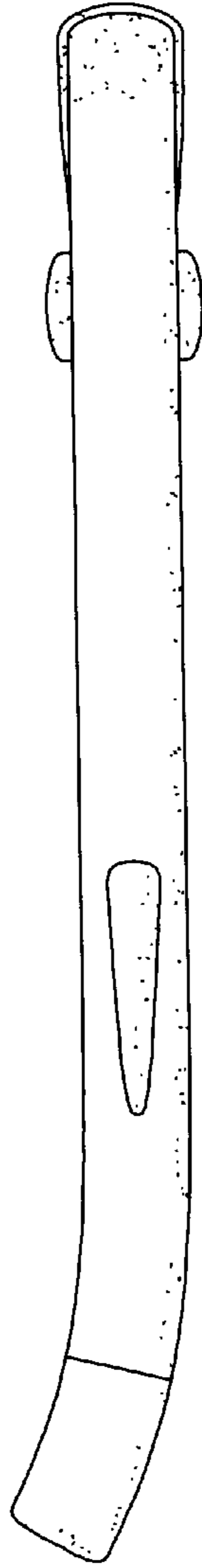


FIG. 4

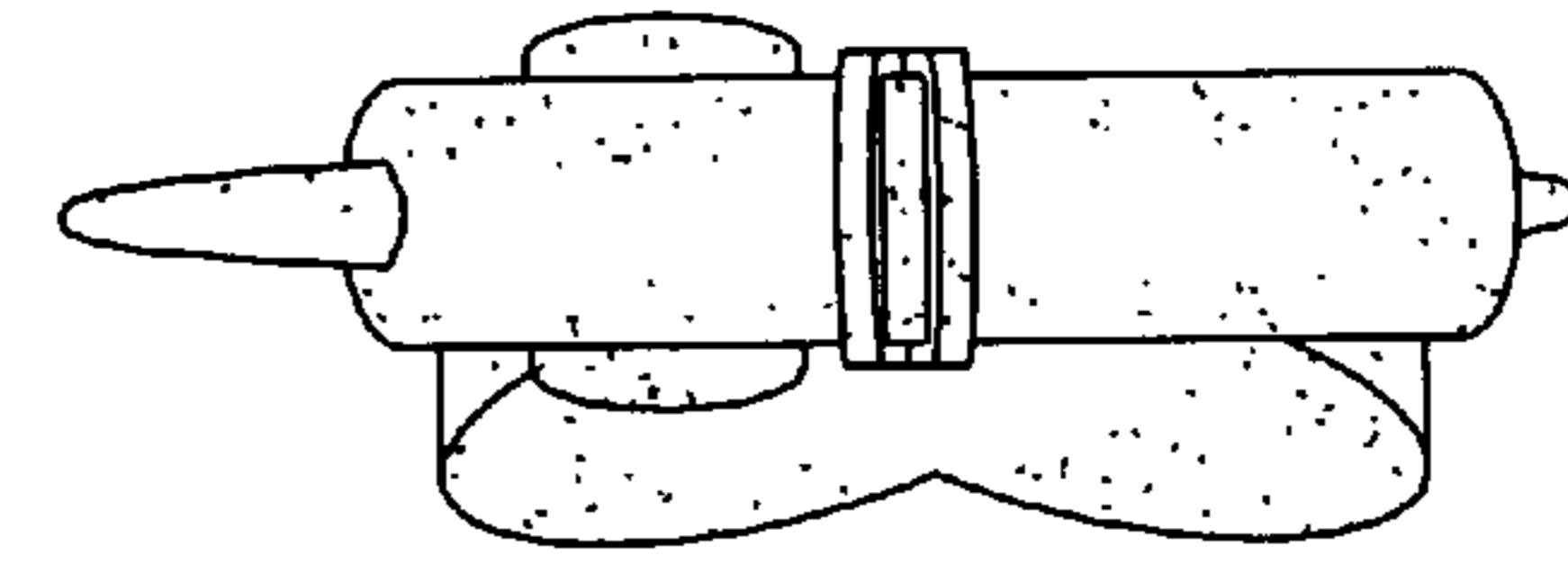


FIG. 5

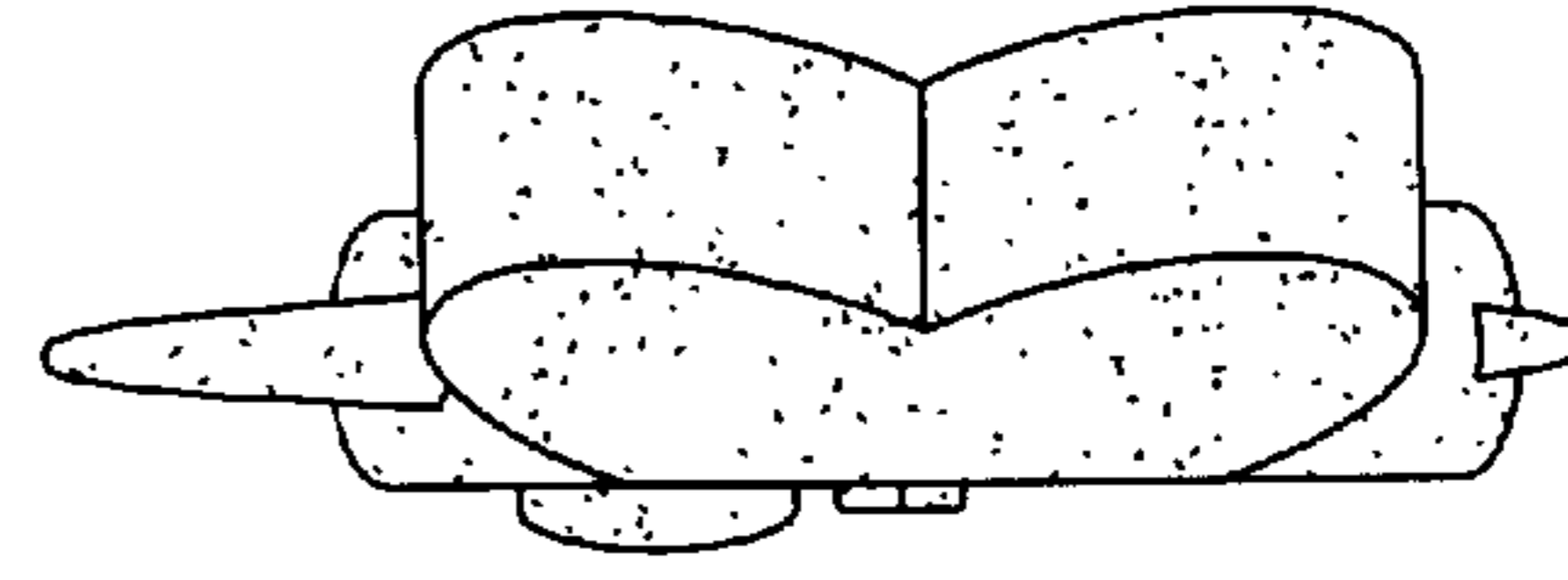


FIG. 6