



US00D529892S

(12) **United States Design Patent**
Weidinger

(10) **Patent No.:** **US D529,892 S**

(45) **Date of Patent:** **** Oct. 10, 2006**

(54) **HYBRID VOICE COMMUNICATION SYSTEM**

(75) Inventor: **Joseph Weidinger**, Phoenix, AZ (US)

(73) Assignee: **Inter-Tel, Inc.**, Tempe, AZ (US)

(**) Term: **14 Years**

(21) Appl. No.: **29/218,588**

(22) Filed: **Dec. 3, 2004**

(51) **LOC (8) Cl.** **14-03**

(52) **U.S. Cl.** **D14/140.1**

(58) **Field of Classification Search** D14/240,
D14/242, 246, 192, 223, 140.1, 140.4; D13/184;
181/129-130; 379/430, 431, 433.01, 420.03,
379/957, 52; 455/569.1, 510, 524; 439/717
See application file for complete search history.

(56) **References Cited**

U.S. PATENT DOCUMENTS

- D289,648 S * 5/1987 Felix et al. D14/242
- D295,178 S * 4/1988 Pedinielli et al. D14/242
- D309,731 S * 8/1990 Takai D14/242
- D355,196 S * 2/1995 Nakamura D14/140.4
- D381,637 S * 7/1997 Haider et al. D13/184
- D383,139 S * 9/1997 Hill et al. D14/242
- D402,641 S * 12/1998 Heijnen D13/184

- D472,242 S * 3/2003 Tomino D14/433
- D474,771 S * 5/2003 Deguchi et al. D14/433
- D476,977 S * 7/2003 Gao et al. D14/240
- D489,059 S * 4/2004 Dendou et al. D14/242

* cited by examiner

Primary Examiner—Charles A. Rademaker

(74) *Attorney, Agent, or Firm*—Michelle Whittington

(57) **CLAIM**

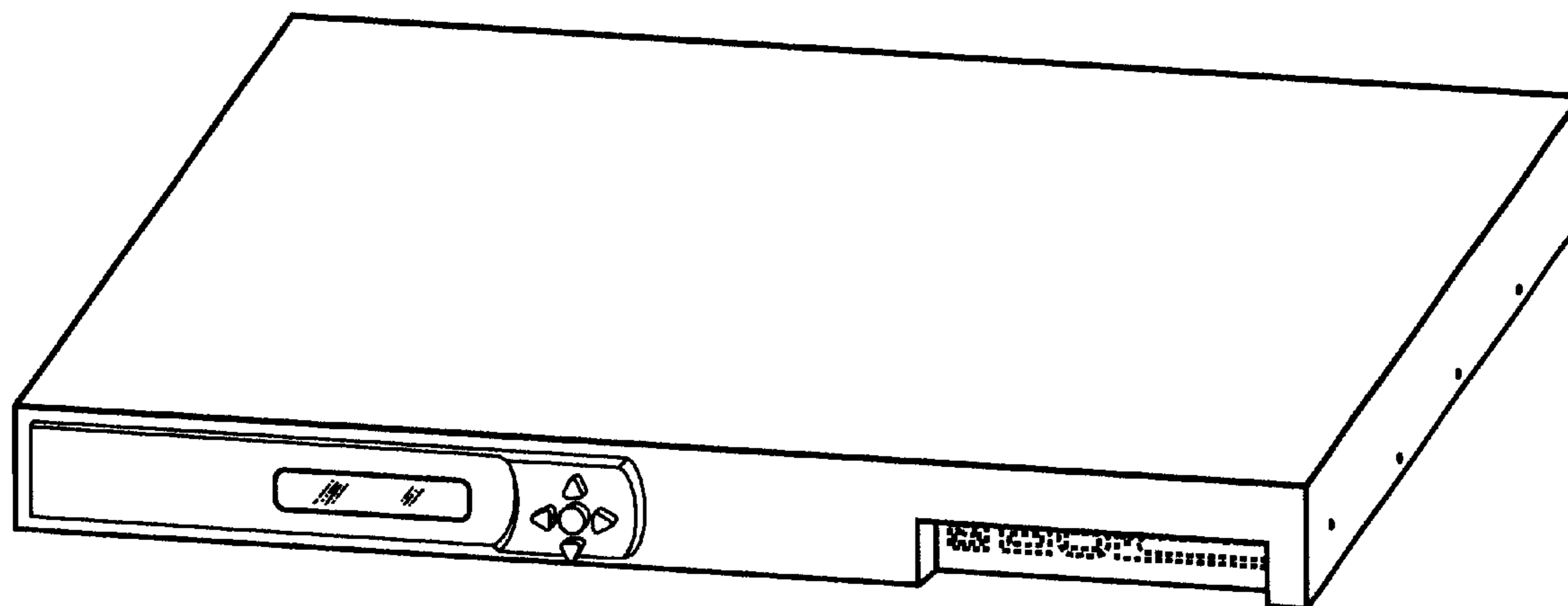
The ornamental design for a hybrid voice communication system, as shown and described.

DESCRIPTION

FIG. 1 is a front elevation of a hybrid voice communication system showing my new design;
 FIG. 2 is a rear elevation thereof;
 FIG. 3 is a top plan view thereof;
 FIG. 4 is a bottom plan view thereof;
 FIG. 5 is a side elevation thereof;
 FIG. 6 is a front and top perspective view thereof;
 FIG. 7 is a rear and top perspective view thereof;
 FIG. 8 is another rear perspective view thereof showing a bay in an open position; and,
 FIG. 9 is a rear elevation thereof.

The broken lines throughout the views are for illustrative purposes only and form no part of the claimed design.

1 Claim, 8 Drawing Sheets






Fig. 1

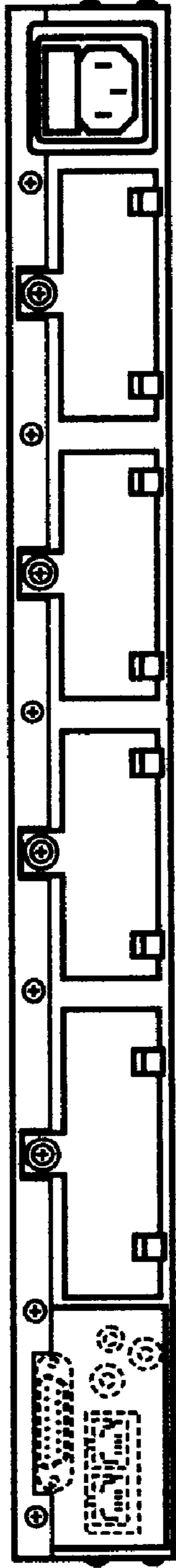


Fig. 2




Fig. 3

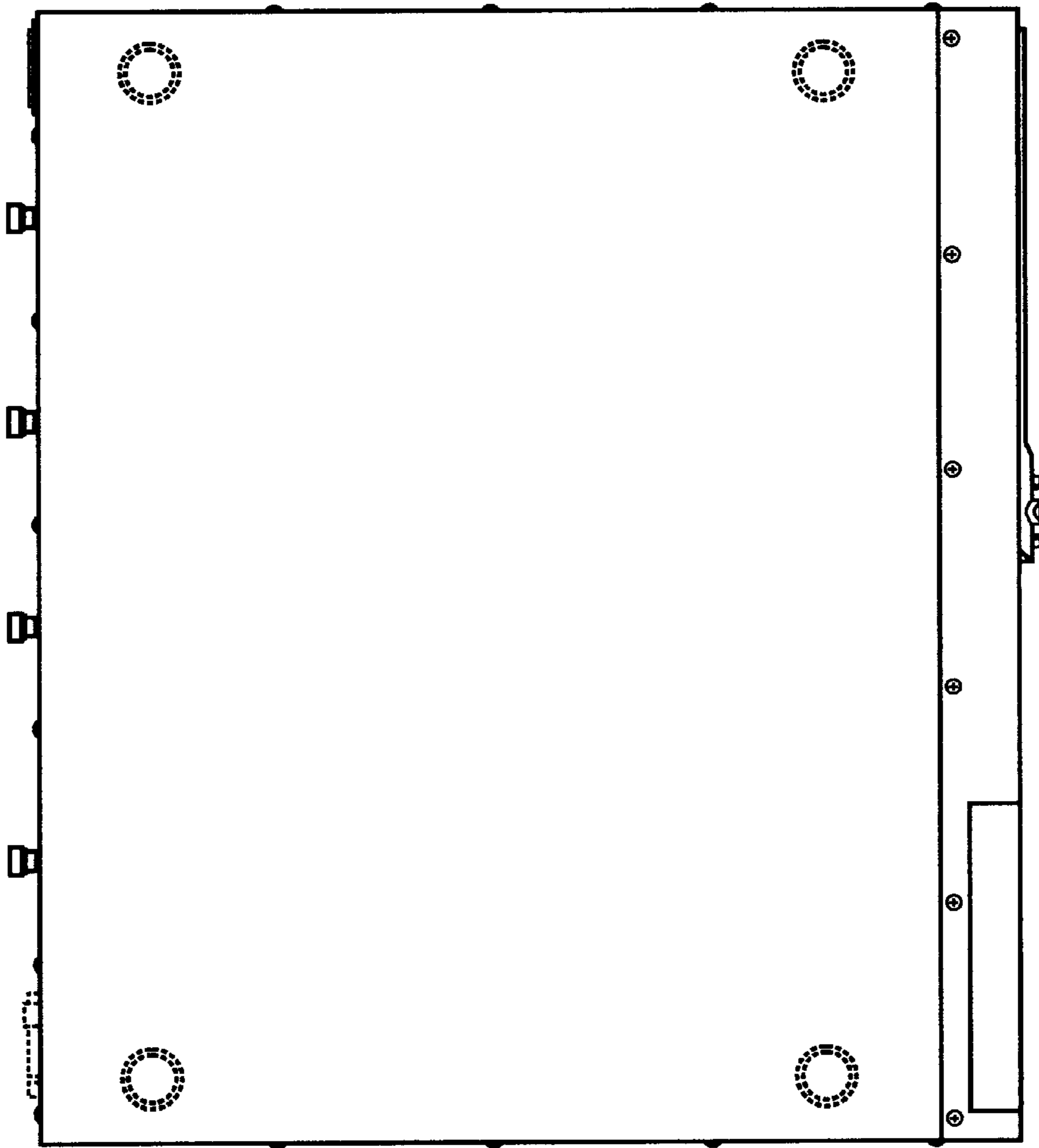


Fig. 4




Fig. 5




Fig. 6

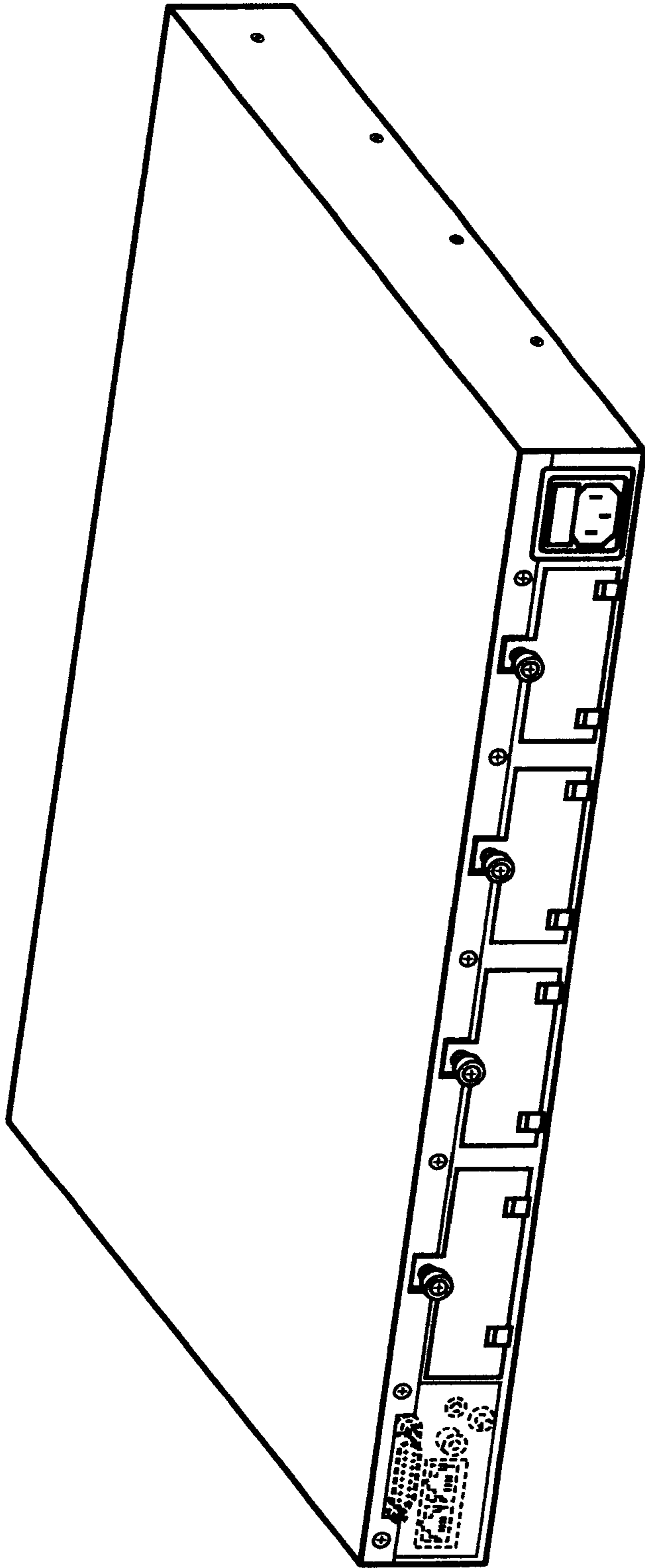


Fig. 7

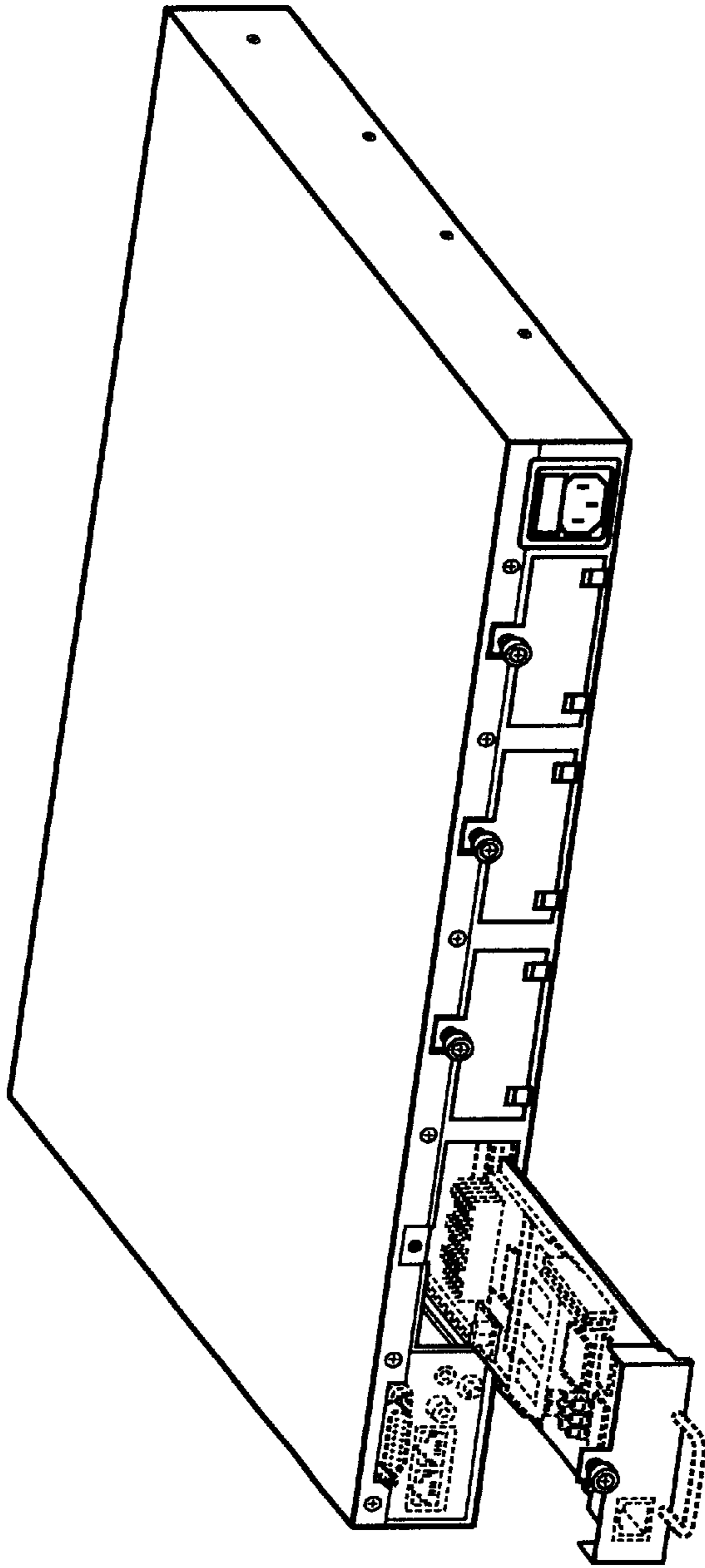


Fig. 8

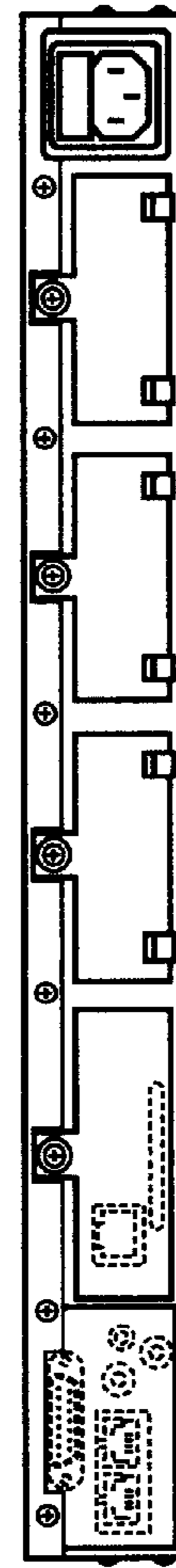


Fig. 9