

US00D529879S

(12) **United States Design Patent**  
**Park et al.**

(10) **Patent No.: US D529,879 S**

(45) **Date of Patent: \*\* Oct. 10, 2006**

(54) **SETOP BOX**

D494,579 S \* 8/2004 Chuang et al. .... D14/314

(75) Inventors: **Yun-Jin Park**, Seoul (KR); **Bum-Ho Chun**, Seoul (KR); **Sung-Jin Yum**, Seoul (KR)

(73) Assignee: **Samsung Electronics Co., Ltd.**, Kyunggi-do (KR)

(\*\*) Term: **14 Years**

(21) Appl. No.: **29/241,721**

(22) Filed: **Oct. 31, 2005**

(51) **LOC (8) Cl.** ..... **14-03**

(52) **U.S. Cl.** ..... **D14/125**

(58) **Field of Classification Search** ..... D14/125,  
D14/126, 299, 356, 361-363, 365, 496, 135,  
D14/136, 239; 348/10, 460; 361/690-696;  
312/208.1, 223.2

See application file for complete search history.

(56) **References Cited**

**U.S. PATENT DOCUMENTS**

D349,697 S	*	8/1994	Fujino	.....	D14/125
D380,214 S	*	6/1997	Cha	.....	D14/135
D390,217 S	*	2/1998	Prstojevich et al.	.....	D14/125
D407,082 S	*	3/1999	Waalder	.....	D14/442
D407,711 S	*	4/1999	Storti et al.	.....	D14/257
D459,709 S	*	7/2002	Kojima et al.	.....	D14/136
D462,941 S	*	9/2002	Woo	.....	D14/136
D466,875 S	*	12/2002	Kita	.....	D14/125
D483,729 S	*	12/2003	Huang et al.	.....	D14/136

**OTHER PUBLICATIONS**

U.S. Appl. No. 29/241,752, Applicant: Jung-Hyun Park, filed Oct. 31, 2005 entitled Setop Box.

U.S. Appl. No. 29/241,720, Applicant: Jung-Hyun Park, filed Oct. 31, 2005 entitled A/V Receiver.

U.S. Appl. No. 29/241,753, Applicants: Yun-Jin Park, et al., filed Oct. 31, 2005 entitled Setop Box.

U.S. Appl. No. 29/236,118, Applicants: Sang-Sung Woo, et al., filed Aug. 11, 2005 entitled Setop Box.

\* cited by examiner

*Primary Examiner*—Raphael Barkai

*Assistant Examiner*—Randall H. Gholson

(74) *Attorney, Agent, or Firm*—Flynn, Thiel, Boutell & Tanis, P.C.

(57) **CLAIM**

The ornamental design for a setop box, as shown and described.

**DESCRIPTION**

FIG. 1 is a top front perspective view of a setop box showing our new design;

FIG. 2 is a front elevational view thereof;

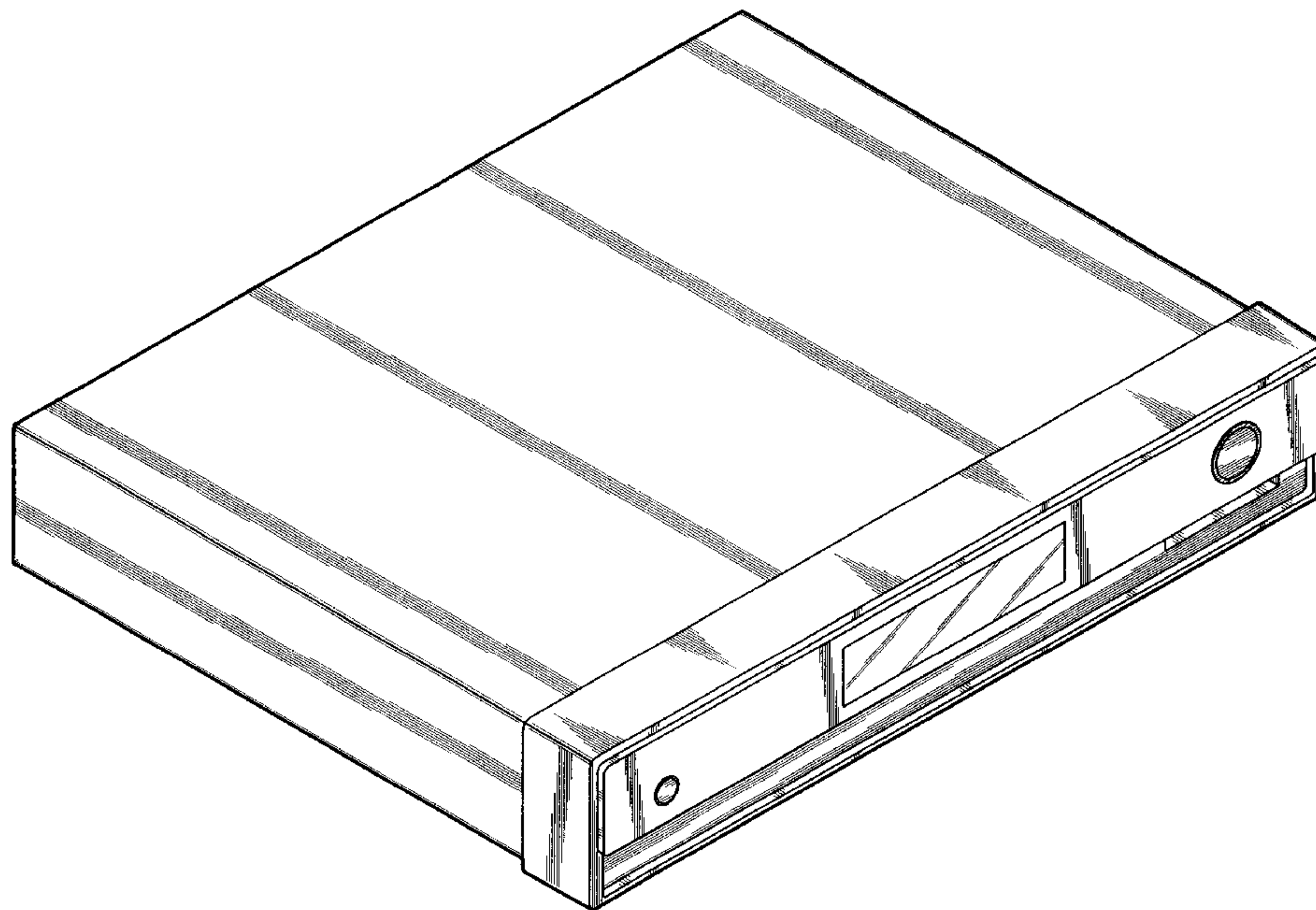
FIG. 3 is a rear elevational view thereof;

FIG. 4 is a left side elevational view thereof;

FIG. 5 is a right side elevational view thereof; and,

FIG. 6 is a top plan view, the bottom plan side being symmetrical thereof.

**1 Claim, 4 Drawing Sheets**



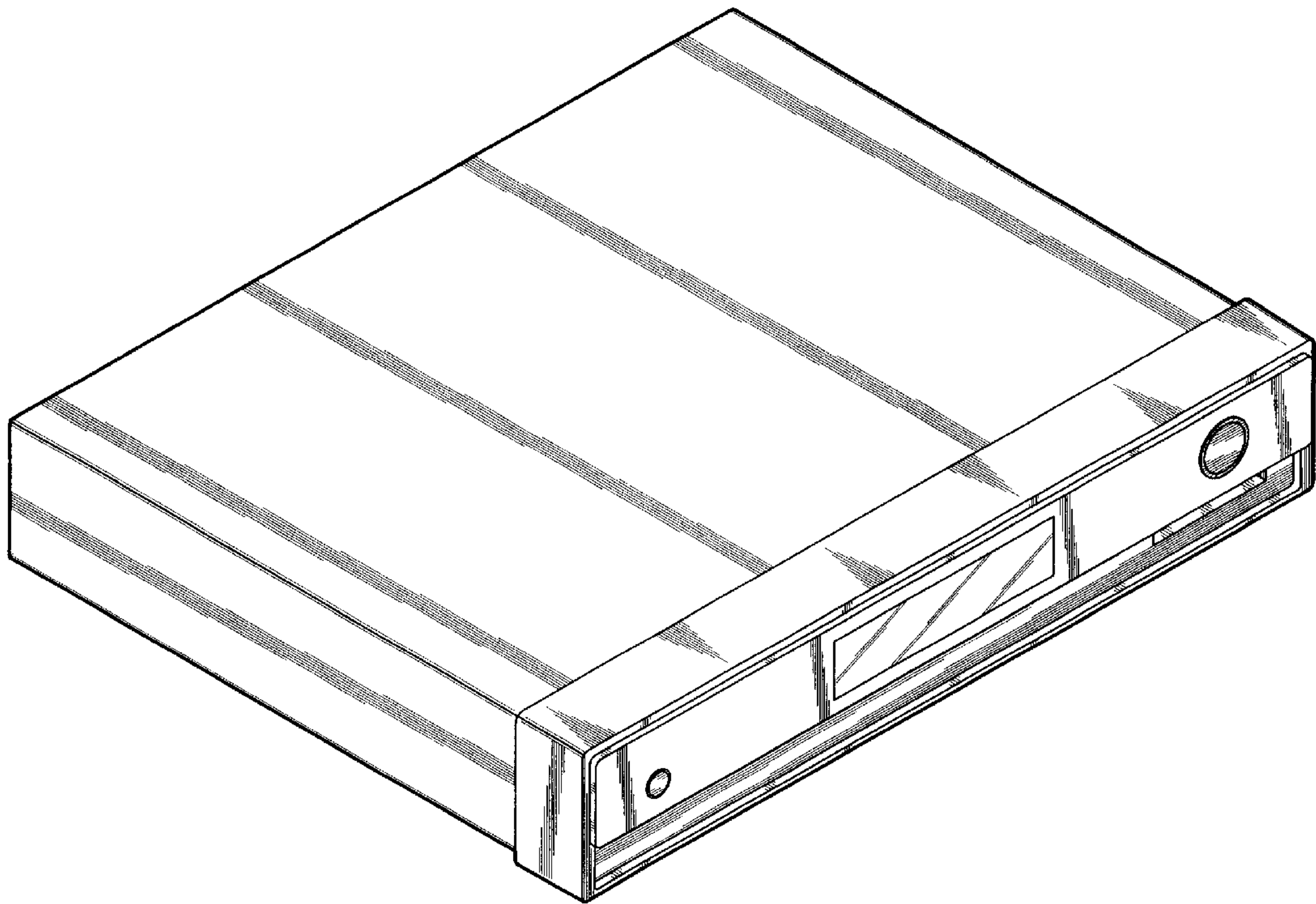


FIG. 1

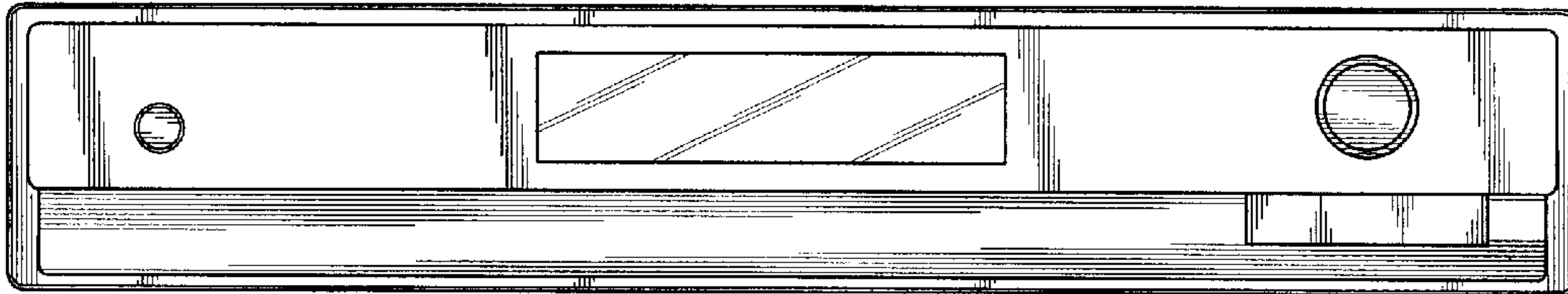


FIG. 2




FIG. 3

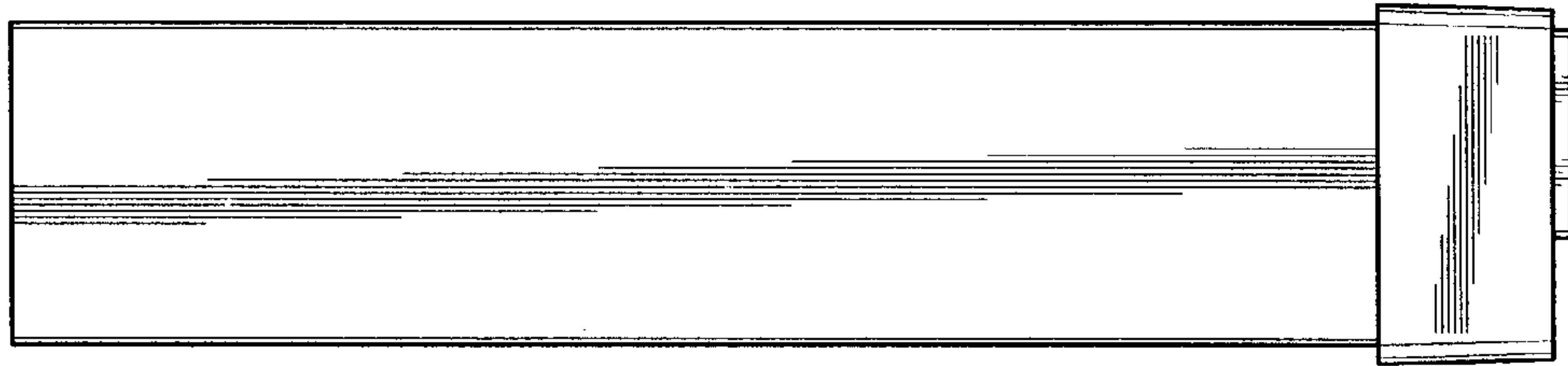


FIG. 4

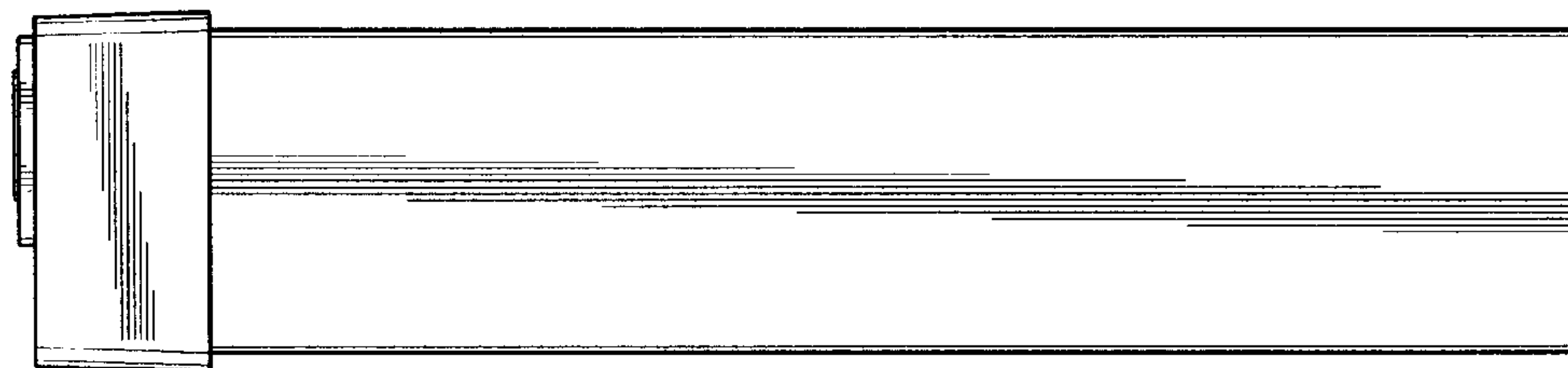


FIG. 5

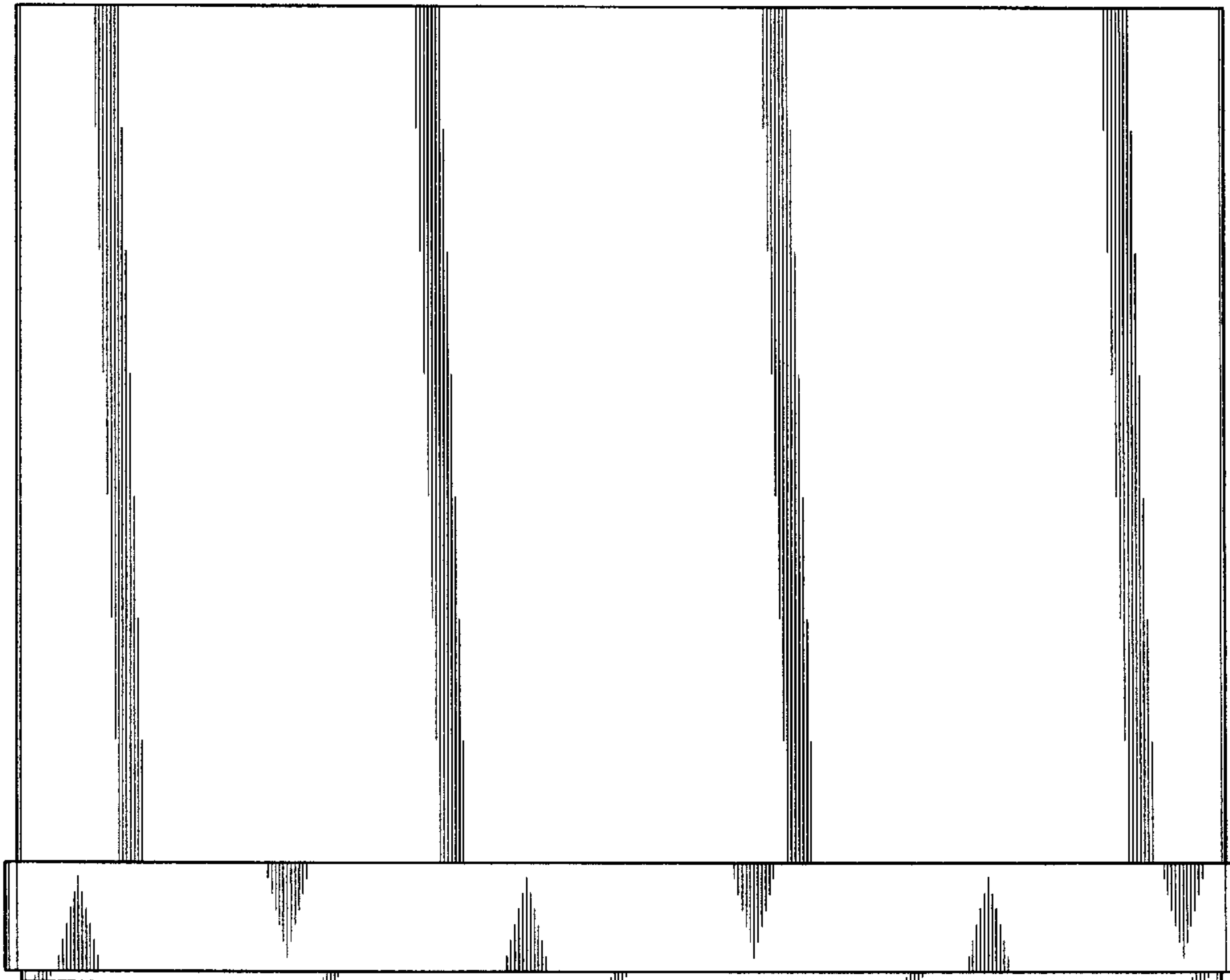


FIG. 6