



US00D529853S

(12) **United States Design Patent**
Thom

(10) **Patent No.:** **US D529,853 S**

(45) **Date of Patent:** **** Oct. 10, 2006**

(54) **“OFF-ROAD” TREAD DESIGN FOR VEHICLE FLOOR MAT OR LINER**

D511,487 S * 11/2005 Lu D12/203
D514,043 S * 1/2006 Hussaini et al. D12/203

(75) Inventor: **Allan R. Thom**, Clarendon Hills, IL (US)

* cited by examiner

Primary Examiner—Stacia Cadmus

(73) Assignee: **David F. MacNeil**, Hinsdale, IL (US)

(74) *Attorney, Agent, or Firm*—Jefferson Perkins

(**) Term: **14 Years**

(57) **CLAIM**

(21) Appl. No.: **29/255,708**

The ornamental design for an “off-road” tread design for vehicle floor mat or liner, as shown and described.

(22) Filed: **Mar. 10, 2006**

DESCRIPTION

(51) **LOC (8) Cl.** **12-16**

FIG. 1 is a perspective view of my new design;
FIG. 2 is a top view thereof;
FIG. 3 is an enlarged section view taken along Line 3—3 of FIG. 2; and,
FIG. 4 is an enlarged section view taken along Line 4—4 of FIG. 2.

(52) **U.S. Cl.** **D12/203**

(58) **Field of Classification Search** D12/203;
D6/582–586, 592; 296/97.23; 15/215–217;
428/138, 141; 280/163–164.1
See application file for complete search history.

The back and external sides of the vehicle mat or liner into which my design is incorporated are unadorned and form no portion of the claimed design.

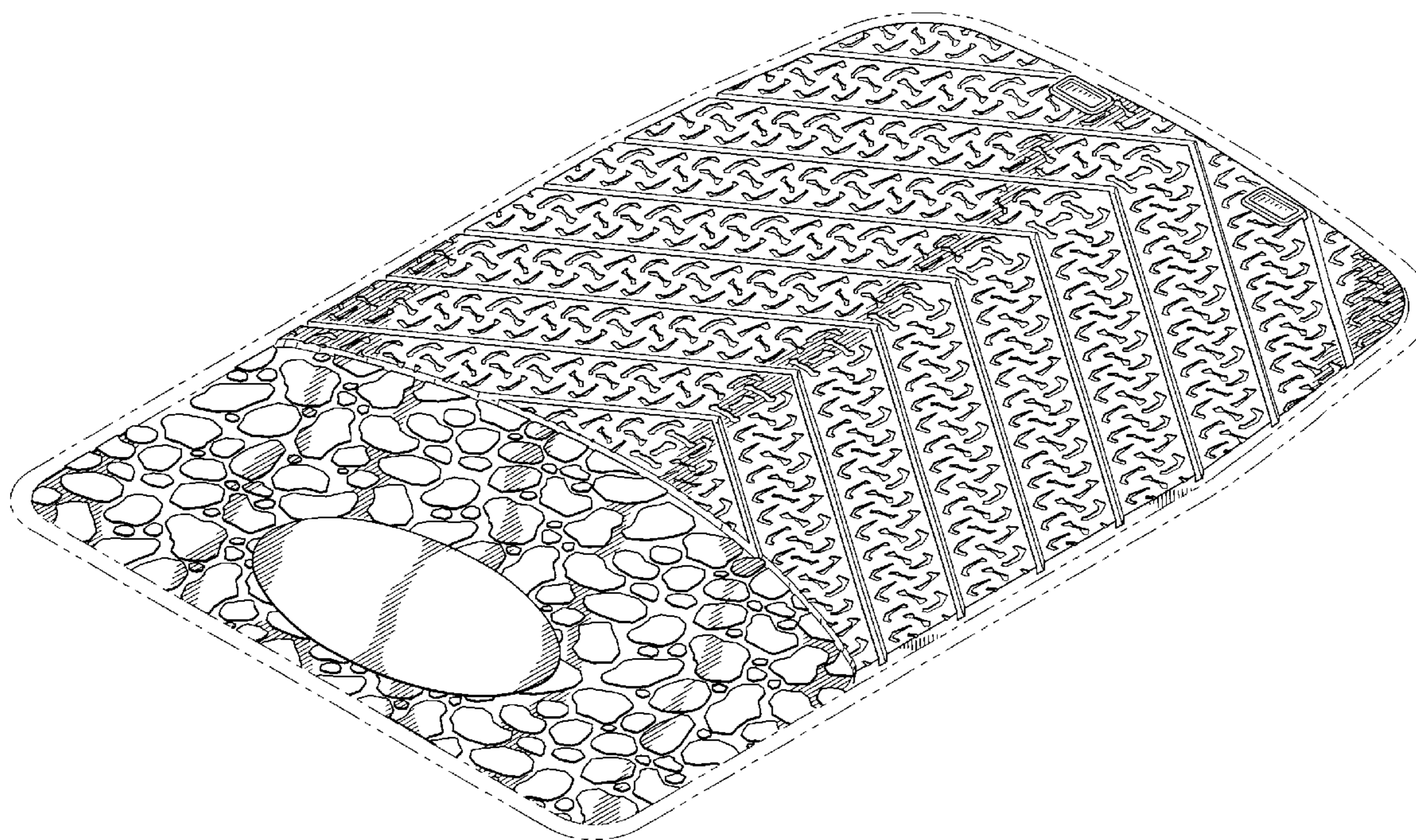
(56) **References Cited**

The broken line showing of environment is for illustrative purposes only and forms no portion of the claimed design. The off road tread design for vehicle floor mat or liner is shown broken away in FIG. 3 and FIG. 4 for ease of illustration.

U.S. PATENT DOCUMENTS

D425,005 S * 5/2000 Rizvi D12/203
D499,057 S * 11/2004 Lafleur D12/203
D508,450 S * 8/2005 Hussaini et al. D12/203

1 Claim, 3 Drawing Sheets



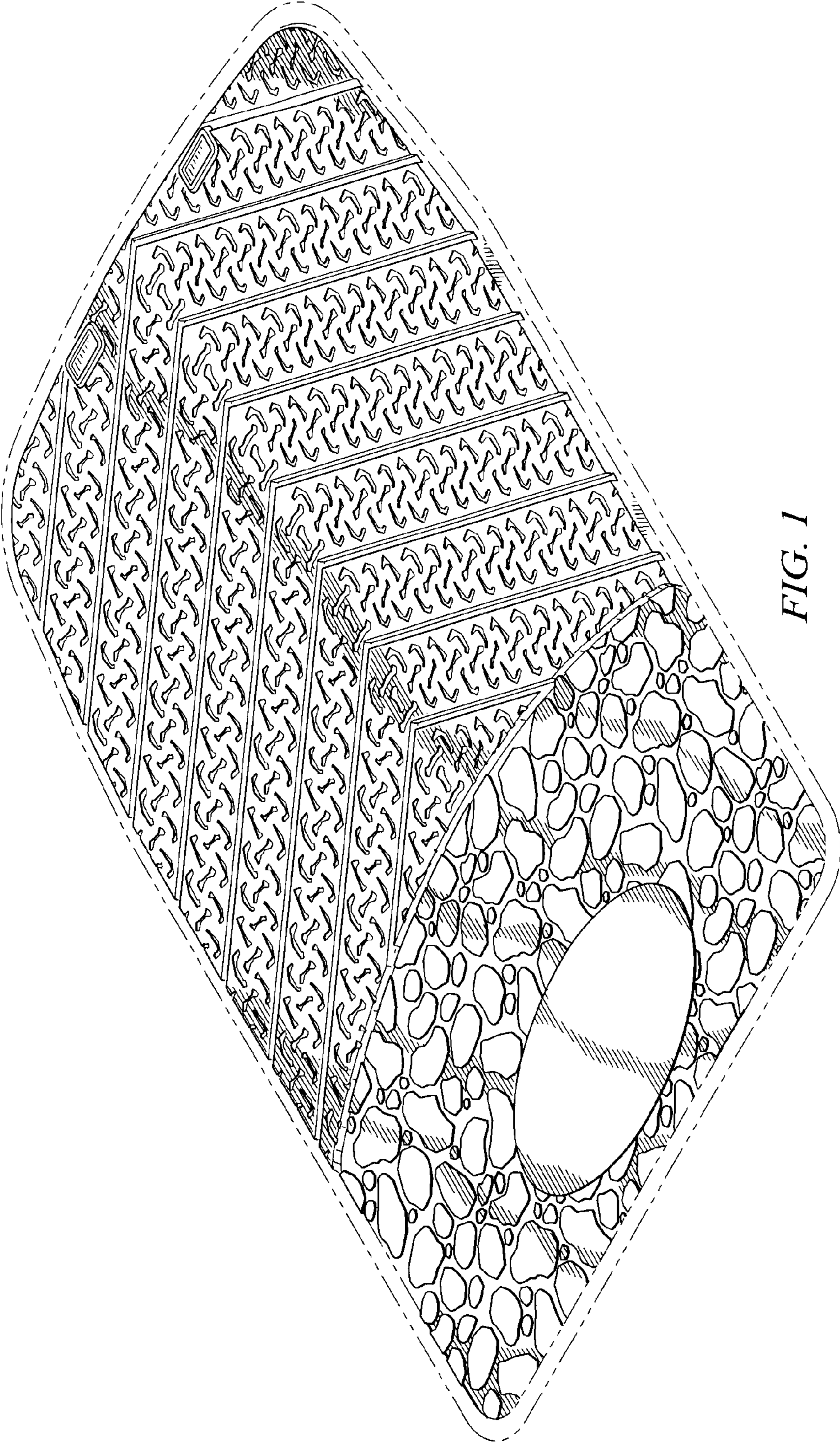


FIG. 1

FIG. 2

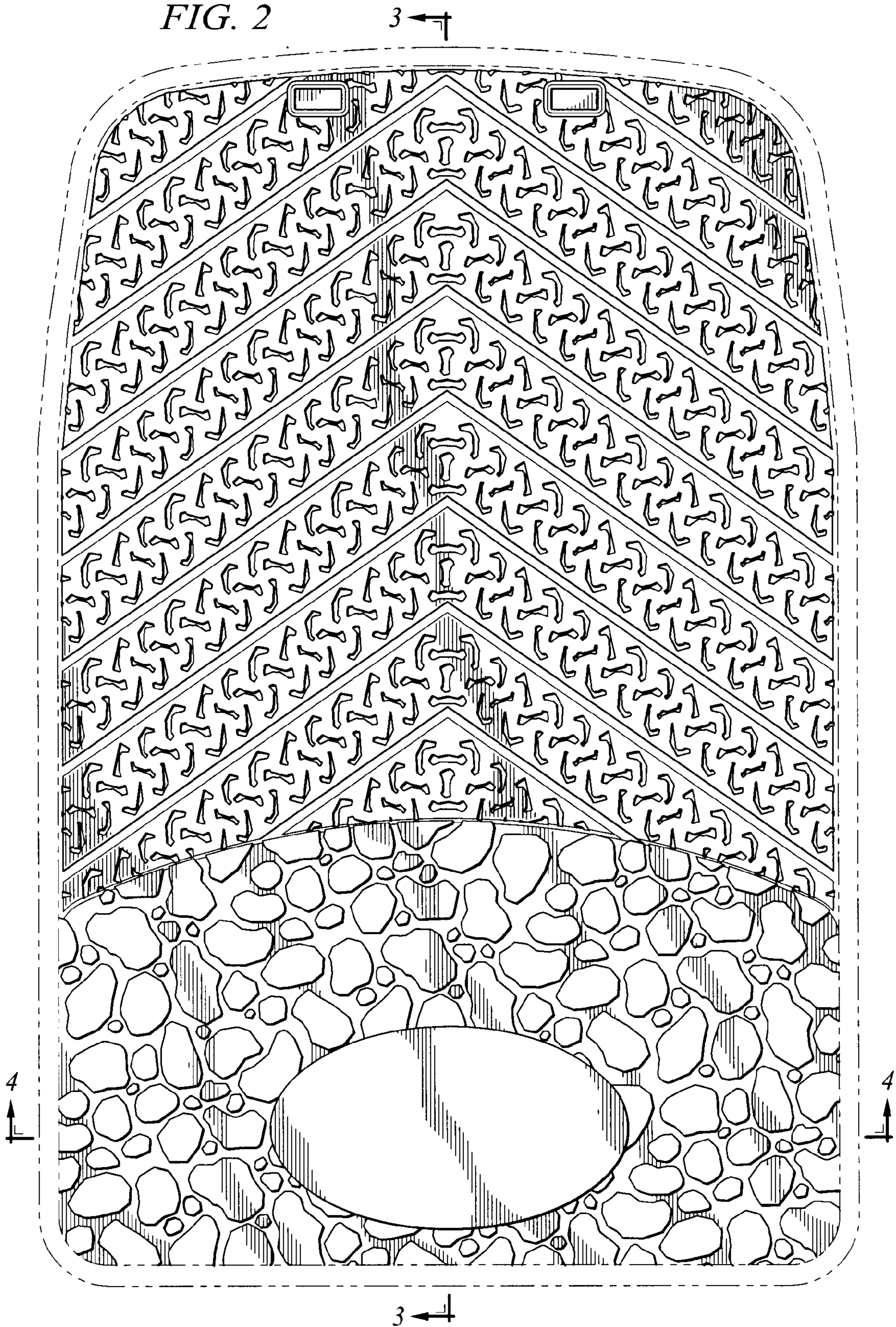




FIG. 3



FIG. 4