



US00D529852S

(12) **United States Design Patent**
Thom

(10) **Patent No.:** **US D529,852 S**
(45) **Date of Patent:** **** Oct. 10, 2006**

(54) **ALL-WEATHER VEHICLE FLOOR MAT WITH CHANNELS AND IN-RESERVOIR TREADS**

Husky front and 2nd seat heavy duty mats, downloaded from www.premiermotoring.net/cgi-bin/webc.cgi/huskyheavy-duty.html on Apr. 20, 2006.

(75) Inventor: **Allan R. Thom**, Clarendon Hills, IL (US)

* cited by examiner

(73) Assignee: **David F. MacNeil**, Hinsdale, IL (US)

Primary Examiner—Stacia Cadmus

(74) *Attorney, Agent, or Firm*—Jefferson Perkins

(**) Term: **14 Years**

(57) **CLAIM**

(21) Appl. No.: **29/255,610**

The ornamental design for an all-weather vehicle floor mat with channels and in-reservoir treads, as shown and described.

(22) Filed: **Mar. 10, 2006**

(51) **LOC (8) Cl.** **12-16**

(52) **U.S. Cl.** **D12/203**

(58) **Field of Classification Search** D12/203;
D6/582–586, 592; 296/97.23; 15/215–217;
428/138, 141; 280/163–164.1

See application file for complete search history.

DESCRIPTION

(56) **References Cited**

U.S. PATENT DOCUMENTS

D180,449 S	*	6/1957	Meyer	D12/203
D291,986 S		9/1987	Nilsson		
D302,416 S		7/1989	Lehner et al.		
D325,555 S		4/1992	Primeau		
D432,478 S		10/2000	Lu		
D433,983 S		11/2000	Lu		
D454,321 S	*	3/2002	Lu	D12/203
D489,306 S	*	5/2004	Kraines	D12/203
D499,057 S		11/2004	Lafleur		
D509,174 S	*	9/2005	Hussaini et al.	D12/203
D514,044 S	*	1/2006	Hussaini et al.	D12/203
D514,493 S	*	2/2006	MacNeil	D12/203

OTHER PUBLICATIONS

MacNeil Automotive Products, Limited, Mini Cooper Mat Header Card, Mar. 5, 2002.

MacNeil Automotive Products, Limited, 2001 Wholesale Catalog, p2., Feb. 2001.

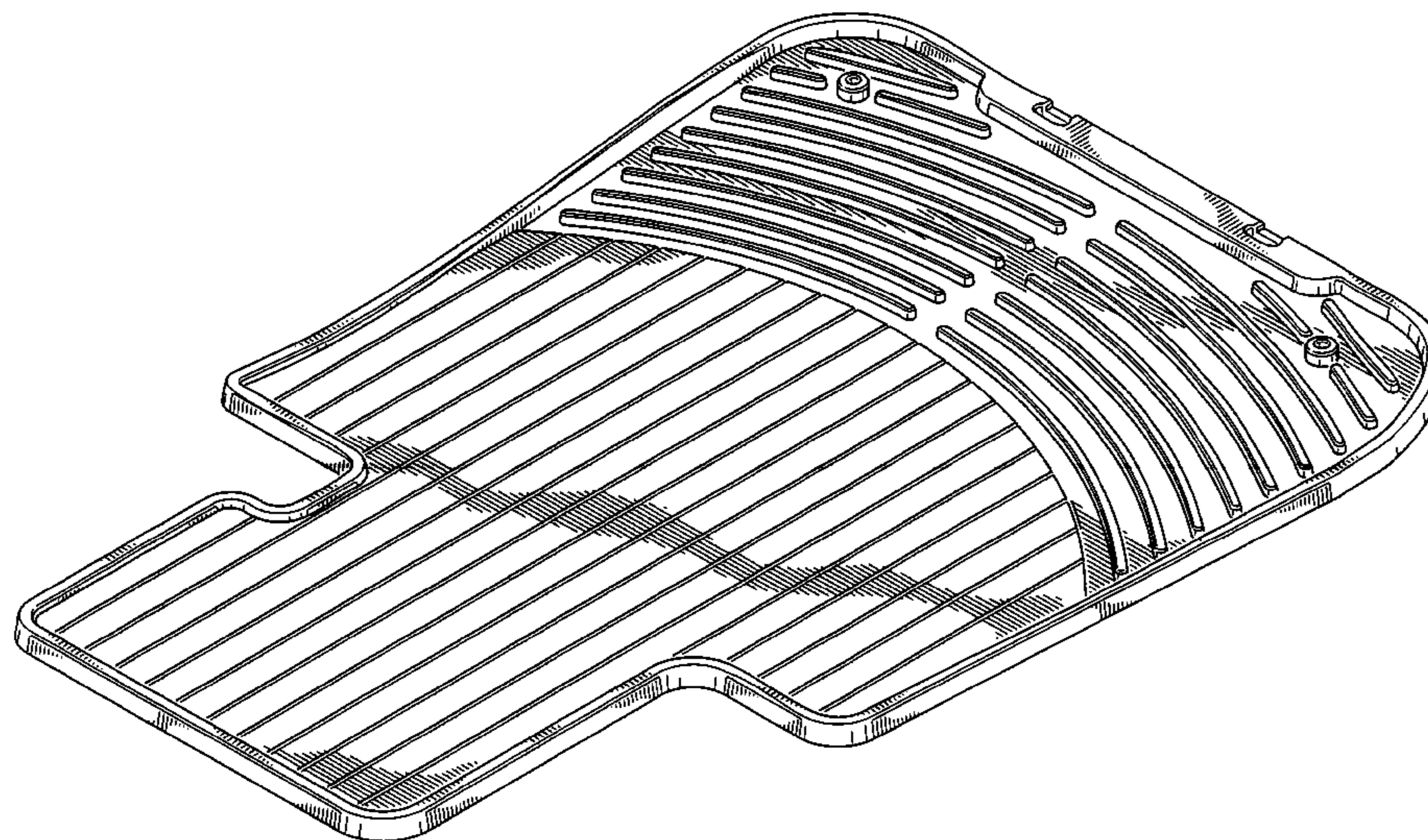
FIG. 1 is a perspective view of my new design;
FIG. 2 is a left side view of my design;
FIG. 3 is a back side view of my design;
FIG. 4 is a front side view of my design;
FIG. 5 is a right side view of my design;
FIG. 6 is a top view of my design;
FIG. 7 is an enlarged sectional view taken along Line 7—7 of FIG. 6;
FIG. 8 is an enlarged sectional view taken along Line 8—8 of FIG. 6; and,
FIG. 9 is an enlarged sectional view taken along Line 9—9 of FIG. 6.

The bottom line of the vehicle floor mat into which my design is incorporated is unadorned and forms no portion of the claimed design.

The all weather vehicle floor mat with channels and in-reservoir treads is shown broken away in FIG. 9 for ease of illustration.

The broken line showing of environment is for illustrative purposes only and forms no part of the claimed design.

1 Claim, 4 Drawing Sheets



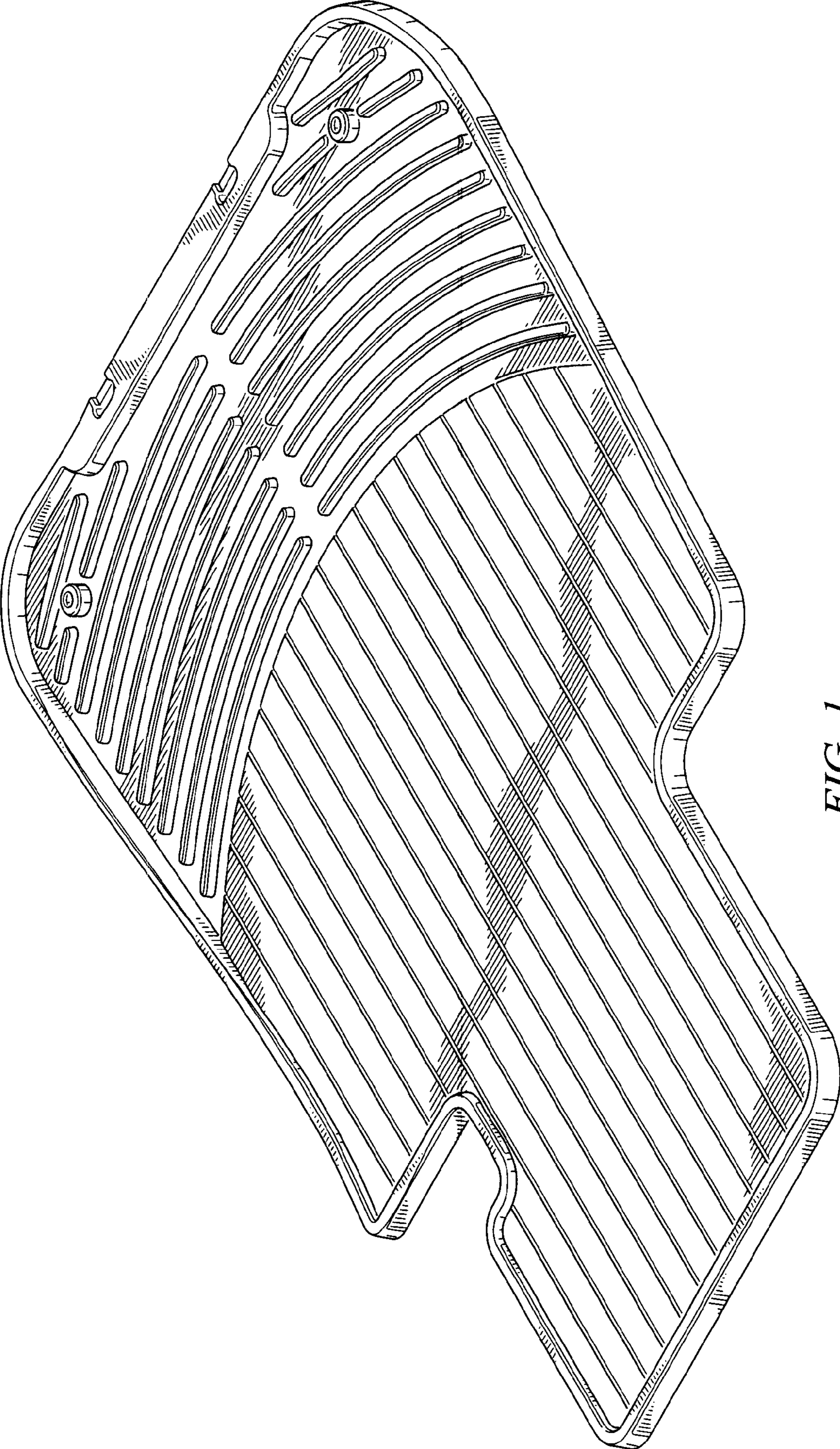


FIG. 1



FIG. 2



FIG. 3



FIG. 4



FIG. 5

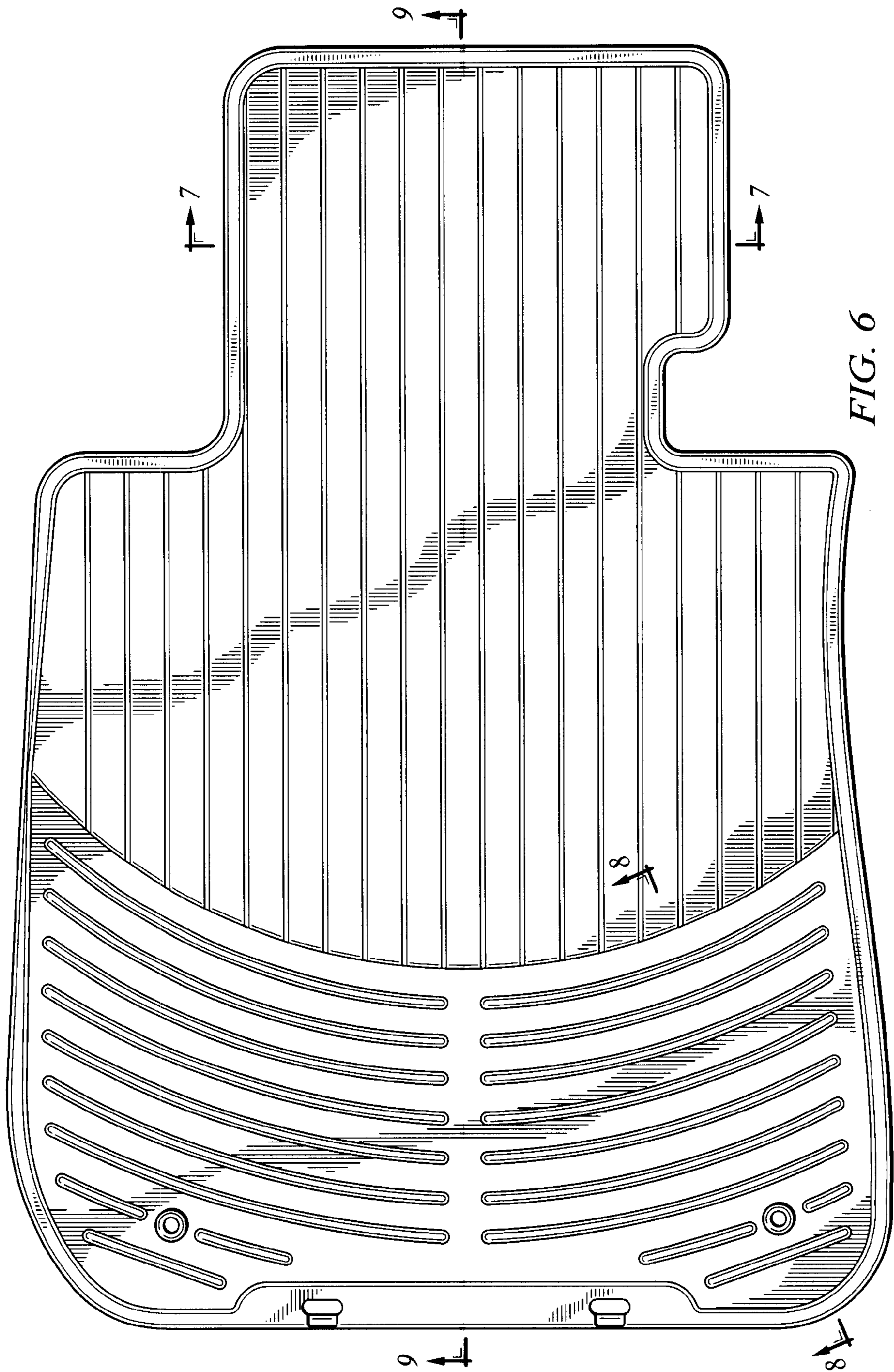


FIG. 6

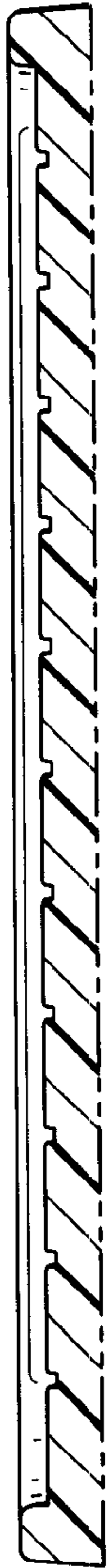


FIG. 7



FIG. 8



FIG. 9