

US00D529839S

(12) **United States Design Patent**
Howald

(10) **Patent No.:** **US D529,839 S**

(45) **Date of Patent:** **** Oct. 10, 2006**

(54) **FLAG POLE HOLDER**

(75) Inventor: **James A. Howald**, Kimbolton, OH
(US)

(73) Assignee: **How Plastics LLC**, Kimbolton, OH
(US)

(**) Term: **14 Years**

(21) Appl. No.: **29/224,395**

(22) Filed: **Mar. 1, 2005**

(51) **LOC (8) Cl.** **11-05**

(52) **U.S. Cl.** **D11/181**

(58) **Field of Classification Search** D11/166,
D11/181-183; 116/173-175; 248/519, 538;
D21/573, 727; D22/103

See application file for complete search history.

(56) **References Cited**

U.S. PATENT DOCUMENTS

D54,325 S	*	12/1919	Martin	D11/182
D299,673 S	*	1/1989	Knight	D22/103
D342,082 S	*	12/1993	Kelley	D22/103
D365,308 S	*	12/1995	White	D11/182
D416,305 S	*	11/1999	Ruger et al.	D22/103
D464,587 S	*	10/2002	Ursprung	D11/165
D476,131 S	*	6/2003	Barnes	D99/18
D500,349 S	*	12/2004	Benson	D21/700
D502,286 S	*	2/2005	Pan	D21/573

OTHER PUBLICATIONS

U.S. Department of the Army, Jeff Lesemann, ed., Operator and Organizational Maintenance Manual: Rifle, Caliber .30:M 1, M 1C (Sniper's), M 1D (Sniper's), Technical

Manual No. 9-1005-222-12, Washington, D.C., Mar. 17, 1969.

Xanagraf L.L.C., Owner's Manual for U.S. Rifle, Caliber .30, M1, 1997.

Springfield, Inc., Owner's Manual for Springfield M1 Garand, 2001.

* cited by examiner

Primary Examiner—Louis S. Zarfes

Assistant Examiner—Anhdao Doan

(74) *Attorney, Agent, or Firm*—Rankin, Hill, Porter & Clark

(57) **CLAIM**

The ornamental design for a flag pole holder, as shown and described.

DESCRIPTION

FIG. 1 is a perspective view of a flag pole holder showing my new design;

FIG. 2 is a front view thereof;

FIG. 3 is a right side view thereof;

FIG. 4 is a rear view thereof;

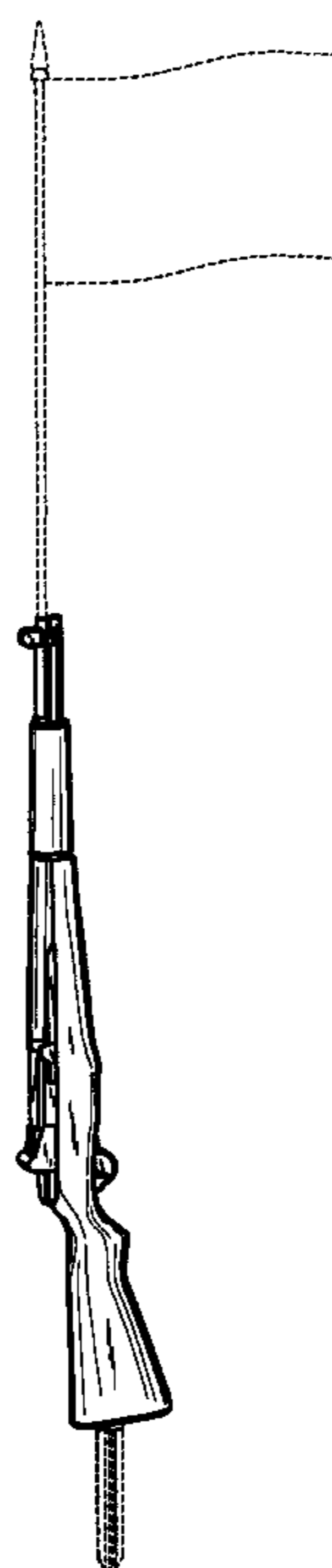
FIG. 5 is a left side view thereof;

FIG. 6 is an enlarged top view thereof; and,

FIG. 7 is an enlarged bottom view thereof.

The broken line showing in FIG. 1 is for illustrative purposes only and forms no part of the claimed design.

1 Claim, 2 Drawing Sheets



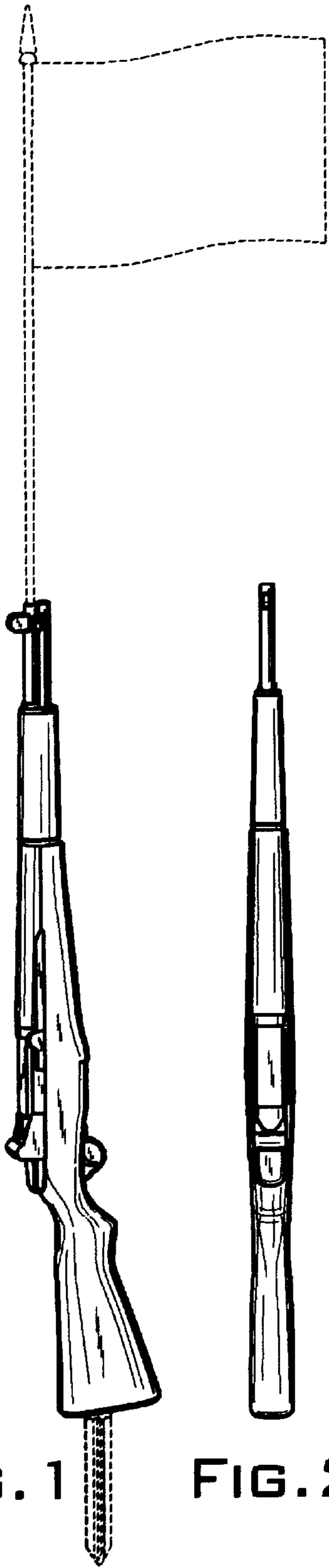


FIG. 1



FIG. 2

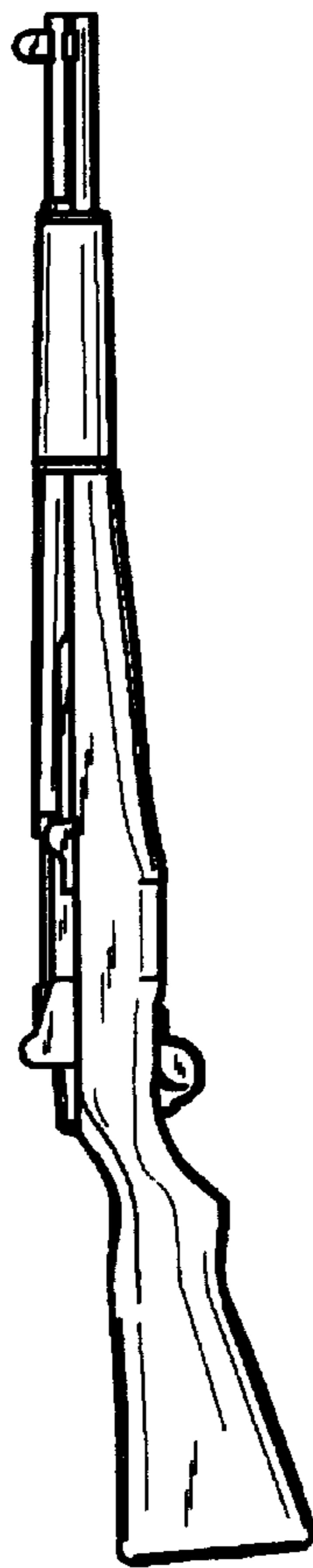


FIG. 3



FIG. 4

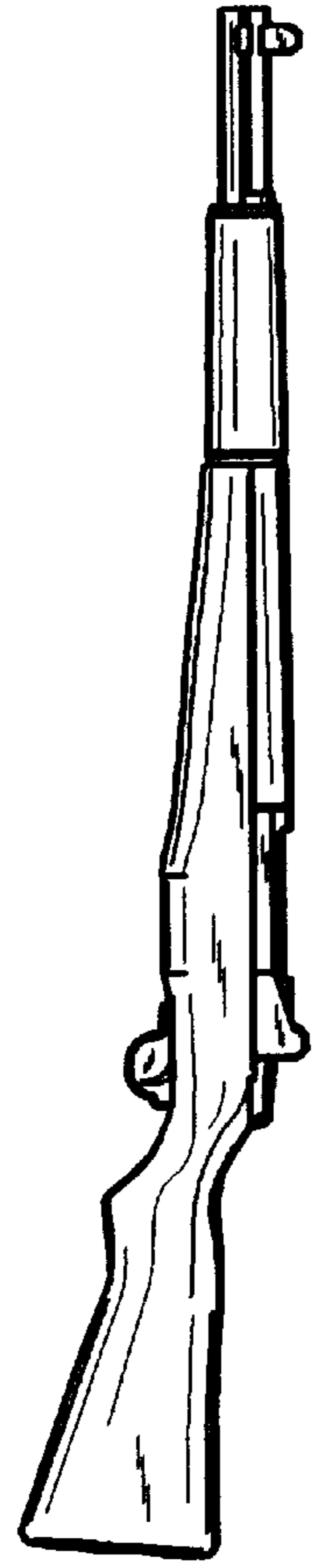


FIG. 5

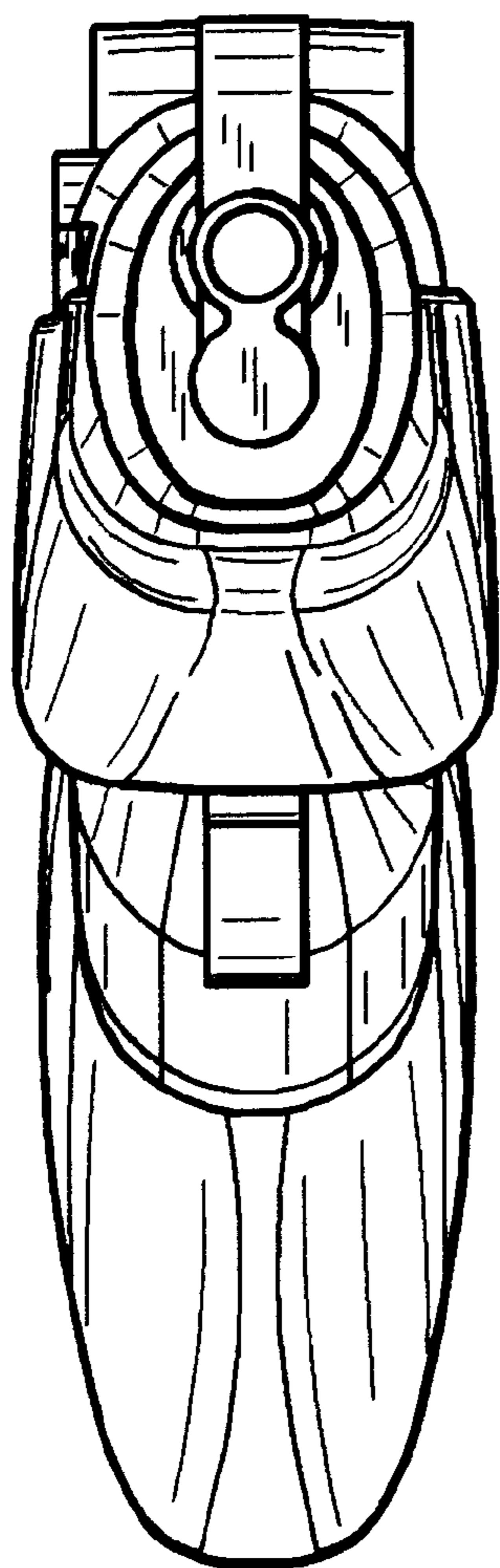


FIG. 6

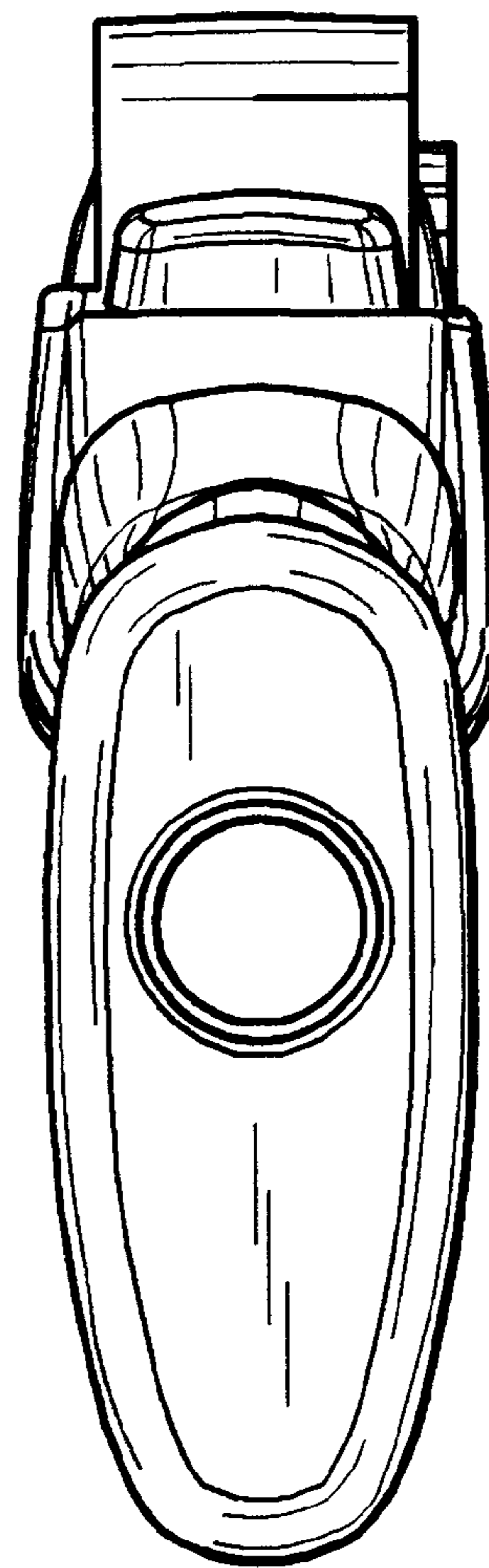


FIG. 7