

US00D529824S

(12) **United States Design Patent**
Senggen et al.

(10) **Patent No.:** **US D529,824 S**

(45) **Date of Patent:** **** Oct. 10, 2006**

(54) **WRISTWATCH**

(75) Inventors: **J r mie Senggen**, Geneva (CH);
Jean-Marc Salemi, Geneva (CH)

(73) Assignee: **Daniel Roth et. Gerald Genta Haute Horlogerie SA**, Meyrin (CH)

(**) Term: **14 Years**

(21) Appl. No.: **29/239,547**

(22) Filed: **Oct. 3, 2005**

(30) **Foreign Application Priority Data**

May 25, 2005 (CH) 131 763

(51) **LOC (8) Cl.** **10-02**

(52) **U.S. Cl.** **D10/32**

(58) **Field of Classification Search** D10/30-39,
D10/123-126; 368/276, 277, 281-283, 285,
368/10, 21, 28-30, 223, 228, 239-242, 232
See application file for complete search history.

(56) **References Cited**

U.S. PATENT DOCUMENTS

- D53,110 S * 3/1919 Bliss D10/126
- D131,628 S * 3/1942 Heinmuller D10/124
- D361,281 S * 8/1995 Roth D10/32
- D392,902 S * 3/1998 Mouawad D10/30
- D437,791 S * 2/2001 Roden D10/32
- D458,853 S * 6/2002 Finazzi D10/39
- D459,241 S * 6/2002 Bodino D10/32
- D470,422 S * 2/2003 Grotell D10/30

- D473,473 S * 4/2003 Wunderman D10/32
- D473,476 S * 4/2003 Roden D10/32
- 6,847,589 B1 * 1/2005 Wilmouth 368/17
- D505,628 S * 5/2005 Scheufele D10/39

FOREIGN PATENT DOCUMENTS

WO DM/050354 * 3/1999

OTHER PUBLICATIONS

Photograph of Daniel Roth Classical Automatic Medium watch.*

Wristwatches—A Connoisseur’s Guide, by Frank Edwards, Copyright 1997, Firefly Publishing, p. 129, Daniel Roth watches.*

* cited by examiner

Primary Examiner—Lucy Lieberman

(74) *Attorney, Agent, or Firm*—Sughrue Mion, PLLC

(57) **CLAIM**

The ornamental design for a wristwatch, as shown.

DESCRIPTION

FIG. 1 is a perspective view of the front and right side of a wristwatch showing our new design;

FIG. 2 is a front elevational view thereof;

FIG. 3 is a rear elevational view thereof;

FIG. 4 is a right side elevational view thereof;

FIG. 5 is a left side elevational view thereof;

FIG. 6 is a top plan view thereof; and,

FIG. 7 is a bottom plan view thereof.

1 Claim, 2 Drawing Sheets




FIG. 1



FIG. 2



FIG. 3




FIG. 4




FIG. 6




FIG. 5



FIG. 7

