



US00D529822S

(12) **United States Design Patent**  
**Munn**

(10) **Patent No.:** **US D529,822 S**

(45) **Date of Patent:** **\*\* Oct. 10, 2006**

(54) **METAL CAN**

(75) Inventor: **Bruce Munn**, Wantage (GB)

(73) Assignee: **Crown Packaging Technology, Inc.**,  
Alsip, IL (US)

(\*\*) Term: **14 Years**

(21) Appl. No.: **29/251,585**

(22) Filed: **Jan. 6, 2006**

(51) **LOC (8) Cl.** ..... **09-03**

(52) **U.S. Cl.** ..... **D9/776; D9/777; D9/903**

(58) **Field of Classification Search** ..... D9/776-778,  
D9/763, 766, 767, 772, 773, 500, 503, 504,  
D9/516, 518, 537, 539, 549, 574, 903; D7/509-511,  
D7/523; 215/247, 254, 255, 256; 220/703,  
220/711, 712, 715, 906; 221/30-32  
See application file for complete search history.

(56) **References Cited**

**U.S. PATENT DOCUMENTS**

D357,413 S \* 4/1995 Kornick et al. .... D9/776  
D437,230 S \* 2/2001 Andrew ..... D9/516  
D452,954 S \* 1/2002 Westphal ..... D9/776

D469,658 S \* 2/2003 Norris et al. .... D7/523  
D483,611 S \* 12/2003 Diak Ghanem ..... D7/523  
D505,828 S \* 6/2005 Snell ..... D7/523  
D513,590 S \* 1/2006 Westphal ..... D9/504

\* cited by examiner

*Primary Examiner*—Nanda Bondade

*Assistant Examiner*—Shanda C. Hill

(74) *Attorney, Agent, or Firm*—Knoble Yoshida &  
Dunleavy, LLC

(57) **CLAIM**

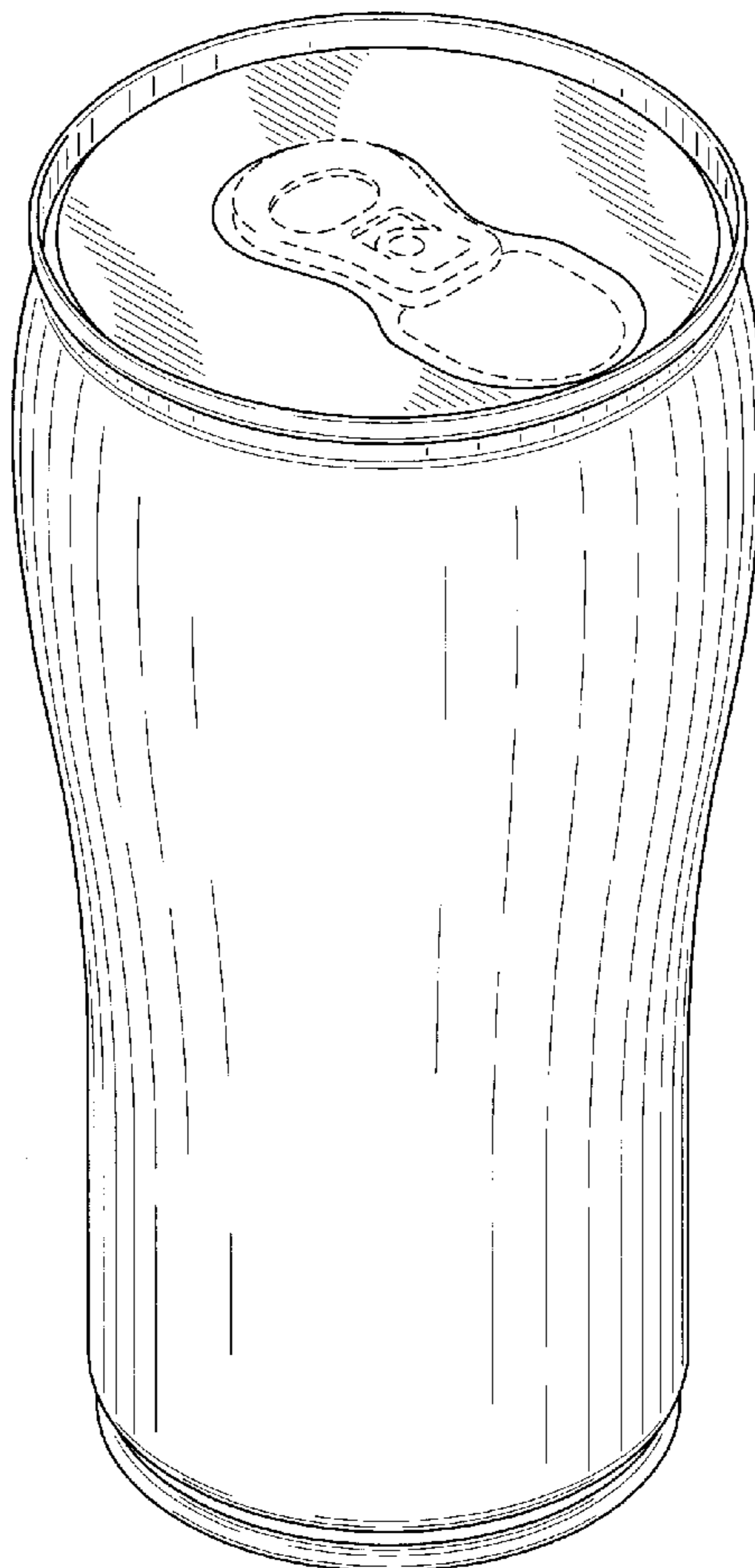
The ornamental design for a “metal can,” as shown and described.

**DESCRIPTION**

FIG. 1 is a perspective view showing my new design;  
FIG. 2 is a front elevational view;  
FIG. 3 is a rear elevational view;  
FIG. 4 is a top plan view; and,  
FIG. 5 is a bottom plan view.

The broken lines shown in the drawing disclosure are for illustrative purposes only and form no part of the claimed design.

**1 Claim, 4 Drawing Sheets**



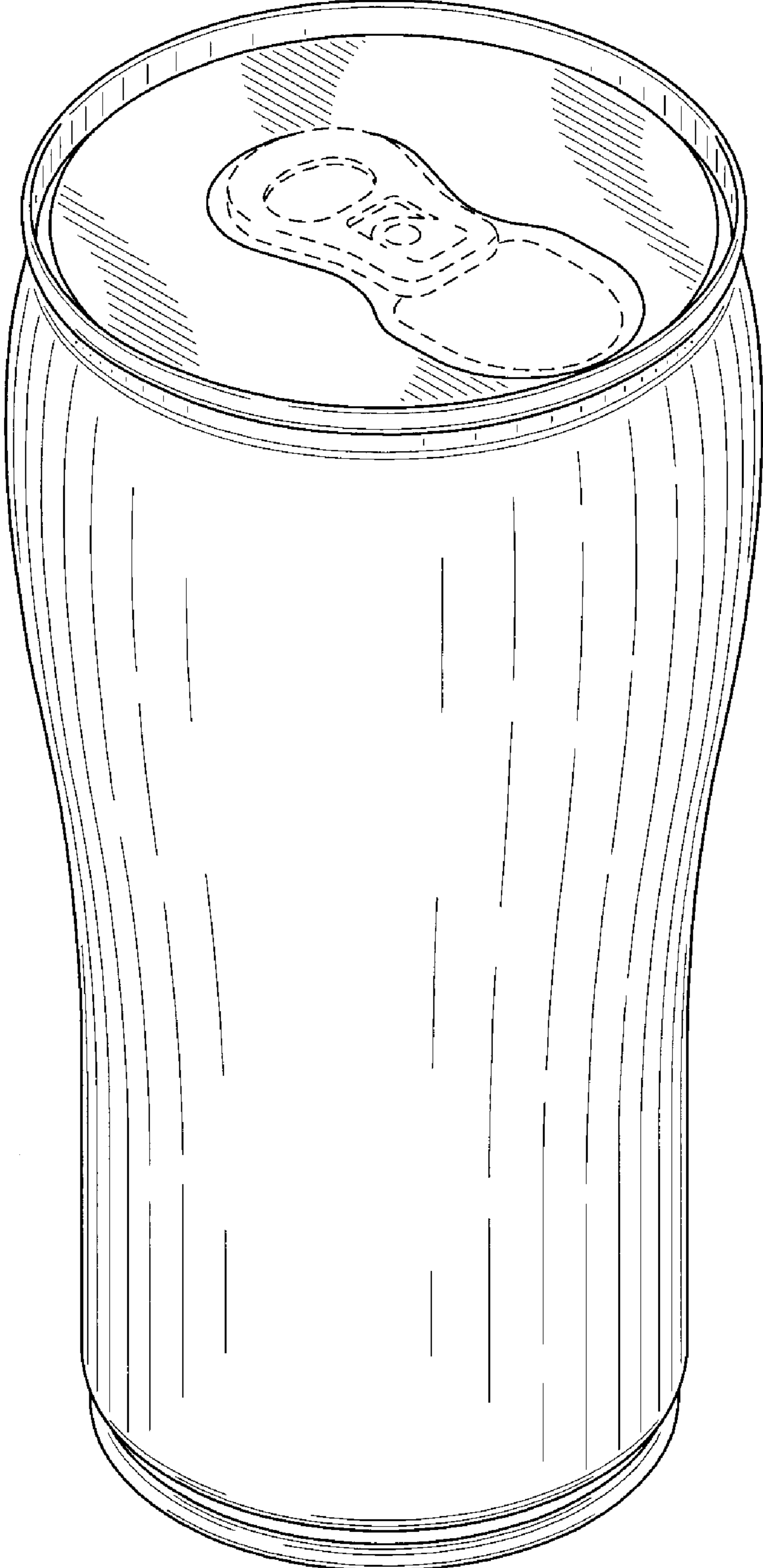


FIG. 1




FIG. 2




FIG. 3

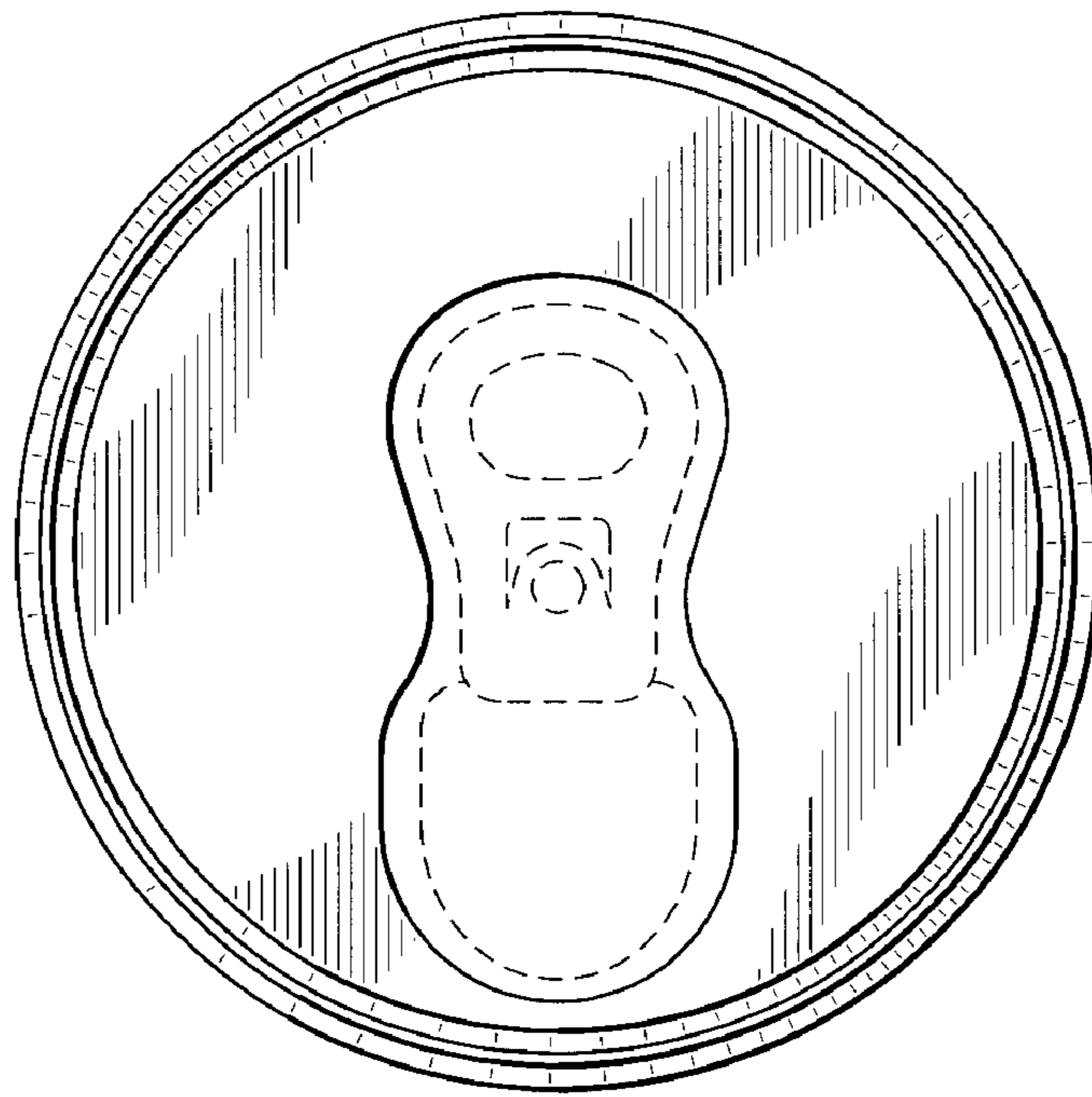


FIG. 4

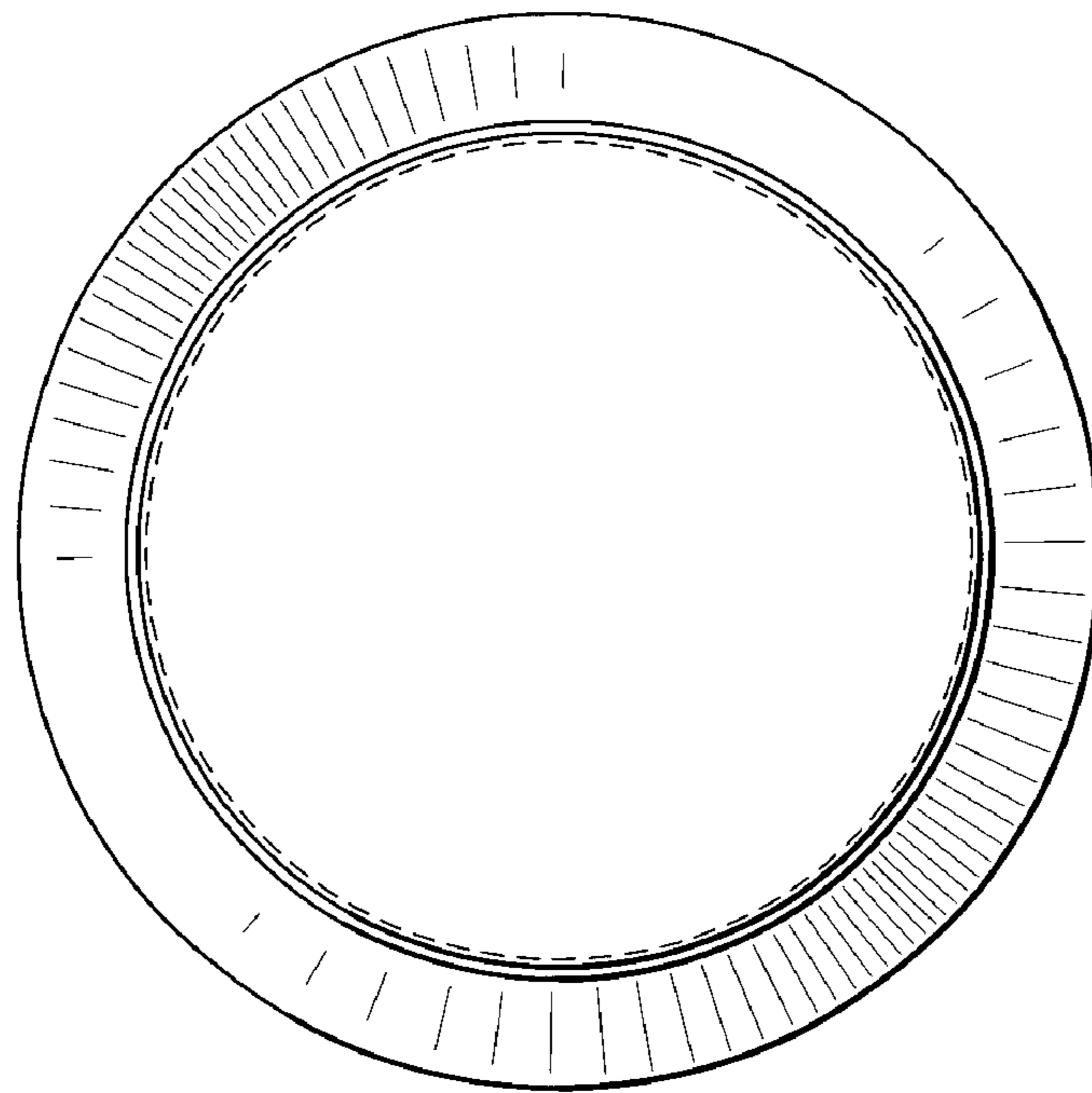


FIG. 5