



US00D529818S

(12) **United States Design Patent**  
**Cummings**

(10) **Patent No.:** **US D529,818 S**  
(45) **Date of Patent:** **\*\* Oct. 10, 2006**

(54) **DISPENSER**  
(75) Inventor: **Bruce Cummings**, New York, NY (US)  
(73) Assignee: **Colgate-Palmolive Company**, New York, NY (US)  
(\*\*) Term: **14 Years**

D474,399 S 5/2003 Cummings  
D475,281 S 6/2003 Cummings  
D477,998 S 8/2003 Cummings  
D478,809 S 8/2003 Cummings  
D482,619 S 11/2003 Cummings  
D483,258 S 12/2003 Cummings  
D484,807 S 1/2004 Cummings  
D485,495 S 1/2004 Cummings  
D494,059 S 8/2004 Cummings  
D517,426 S \* 3/2006 Shurtleff et al. .... D9/729

(21) Appl. No.: **29/237,544**  
(22) Filed: **Sep. 1, 2005**

\* cited by examiner

(51) **LOC (8) Cl.** ..... **09-01**  
(52) **U.S. Cl.** ..... **D9/729**  
(58) **Field of Classification Search** ..... D9/723,  
D9/726-729, 529, 548, 549, 558, 574, 414,  
D9/424; D19/66; D23/366; D28/4, 7, 9, 73,  
D28/76; 206/407, 438, 527, 823; 221/208,  
221/209, 288-290; 220/788, 916; 222/173,  
222/465.1, 544, 548

*Primary Examiner*—Nanda Bondade  
*Assistant Examiner*—Shanda C. Hill  
(74) *Attorney, Agent, or Firm*—Ellen K. Park

See application file for complete search history.

(57) **CLAIM**

The ornamental design for a dispenser, as shown and described.

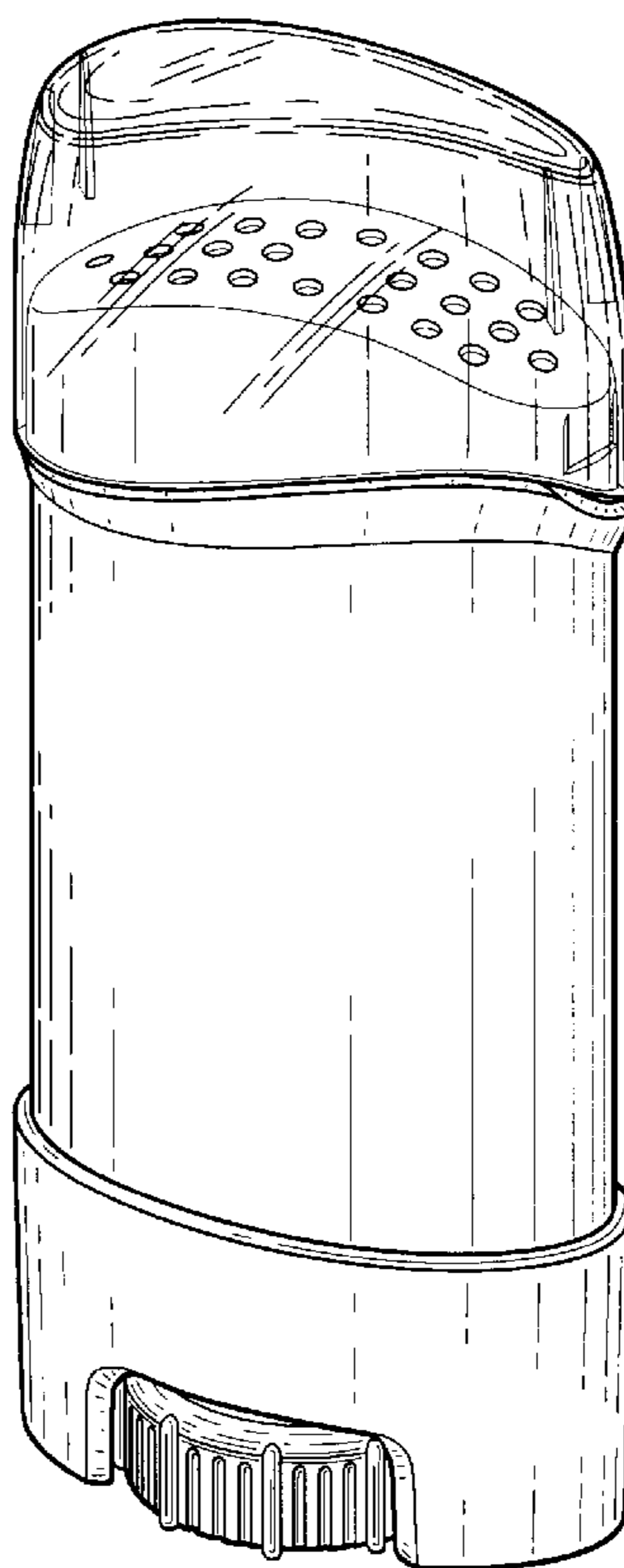
**DESCRIPTION**

FIG. 1 is a perspective view of a dispenser showing my new design;  
FIG. 2 is a front elevational view, the rear elevational view being a mirror image thereof;  
FIG. 3 is a right side elevational view, the left side elevational view being a mirror image thereof;  
FIG. 4 is a top plan view thereof; and,  
FIG. 5 is a bottom plan view thereof.

(56) **References Cited**  
U.S. PATENT DOCUMENTS

D292,069 S \* 9/1987 Keeler et al. .... D9/729  
D337,052 S \* 7/1993 Anderson ..... D9/424  
D340,644 S \* 10/1993 Hirst ..... D9/424  
D352,458 S \* 11/1994 Gray ..... D9/729  
D354,434 S \* 1/1995 Nilssen ..... D9/729  
D455,647 S \* 4/2002 Cummings ..... D9/729

**1 Claim, 4 Drawing Sheets**



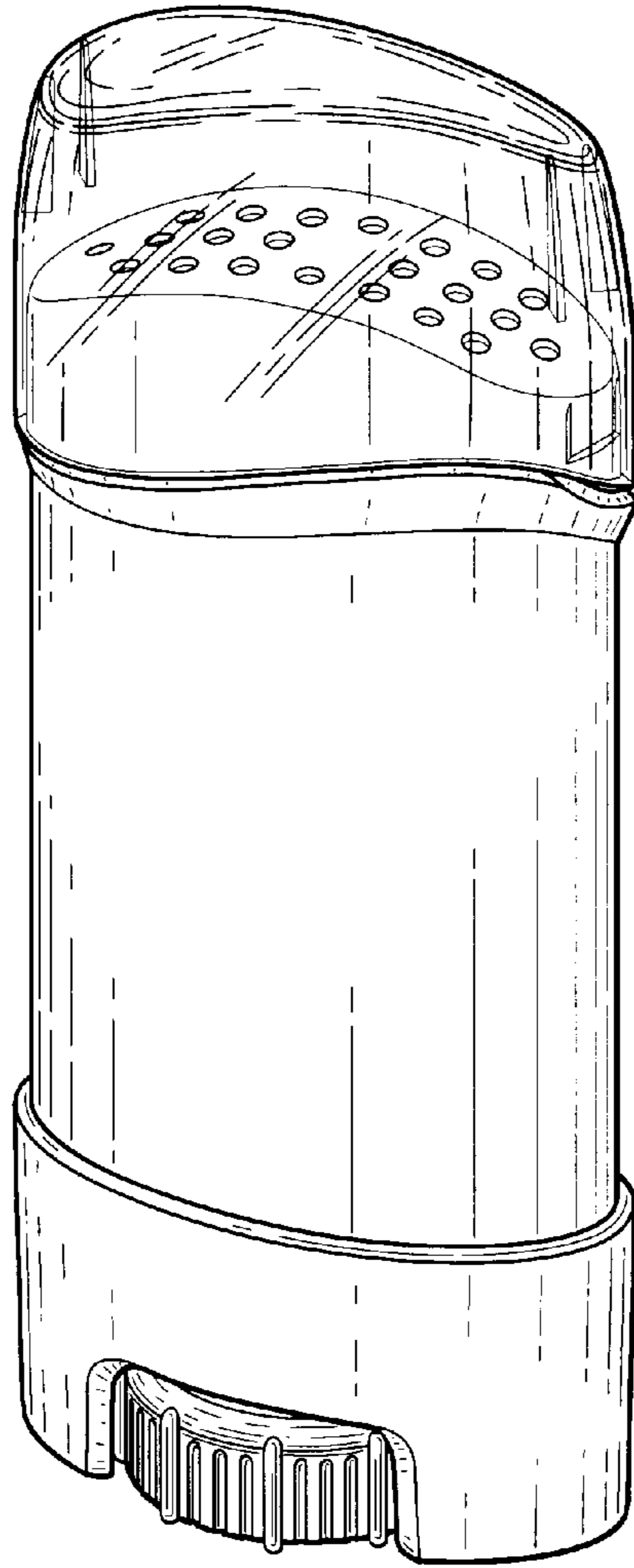


FIG. 1

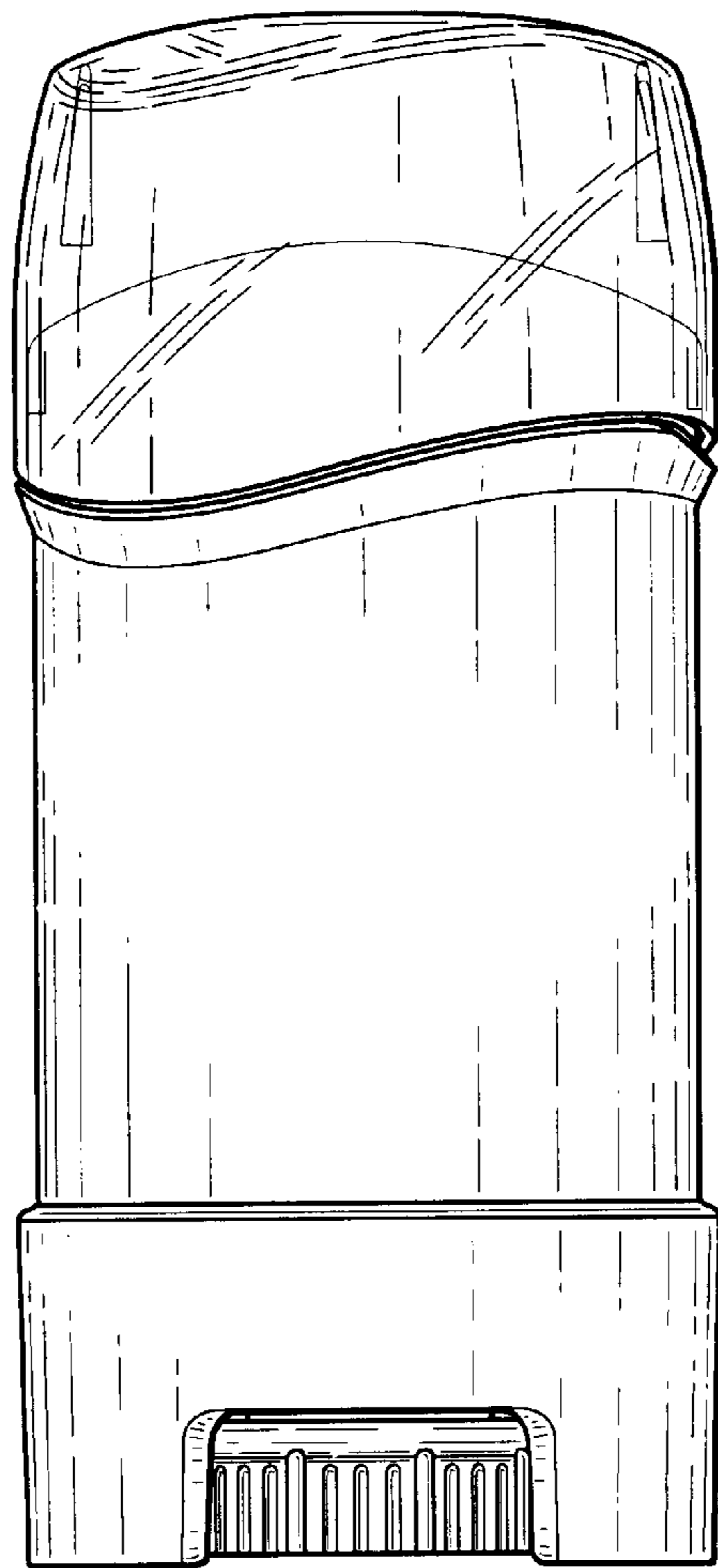


FIG. 2

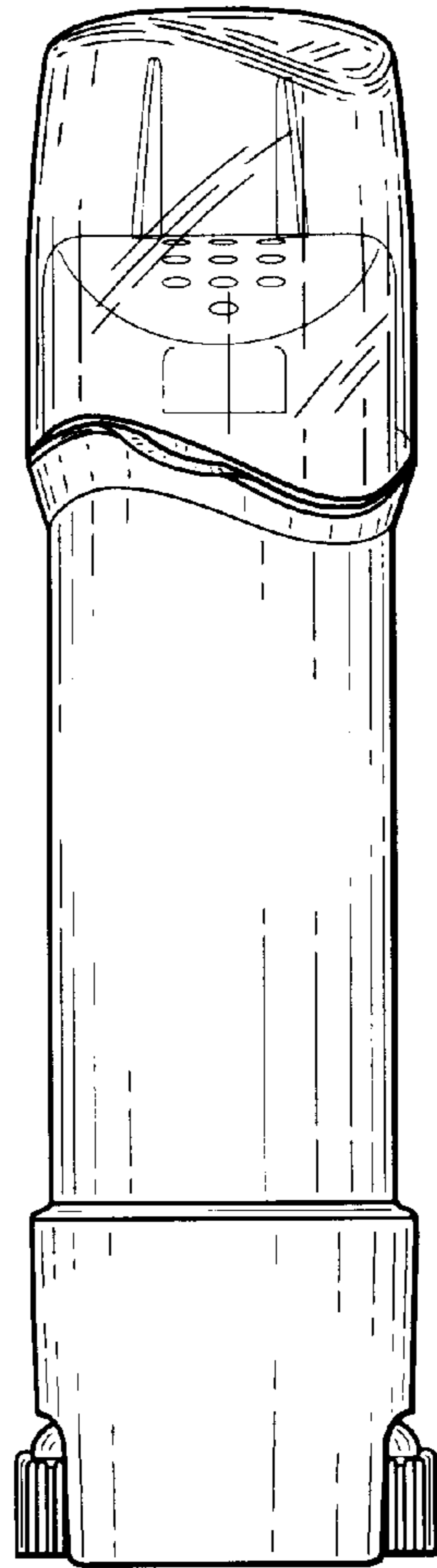


FIG. 3

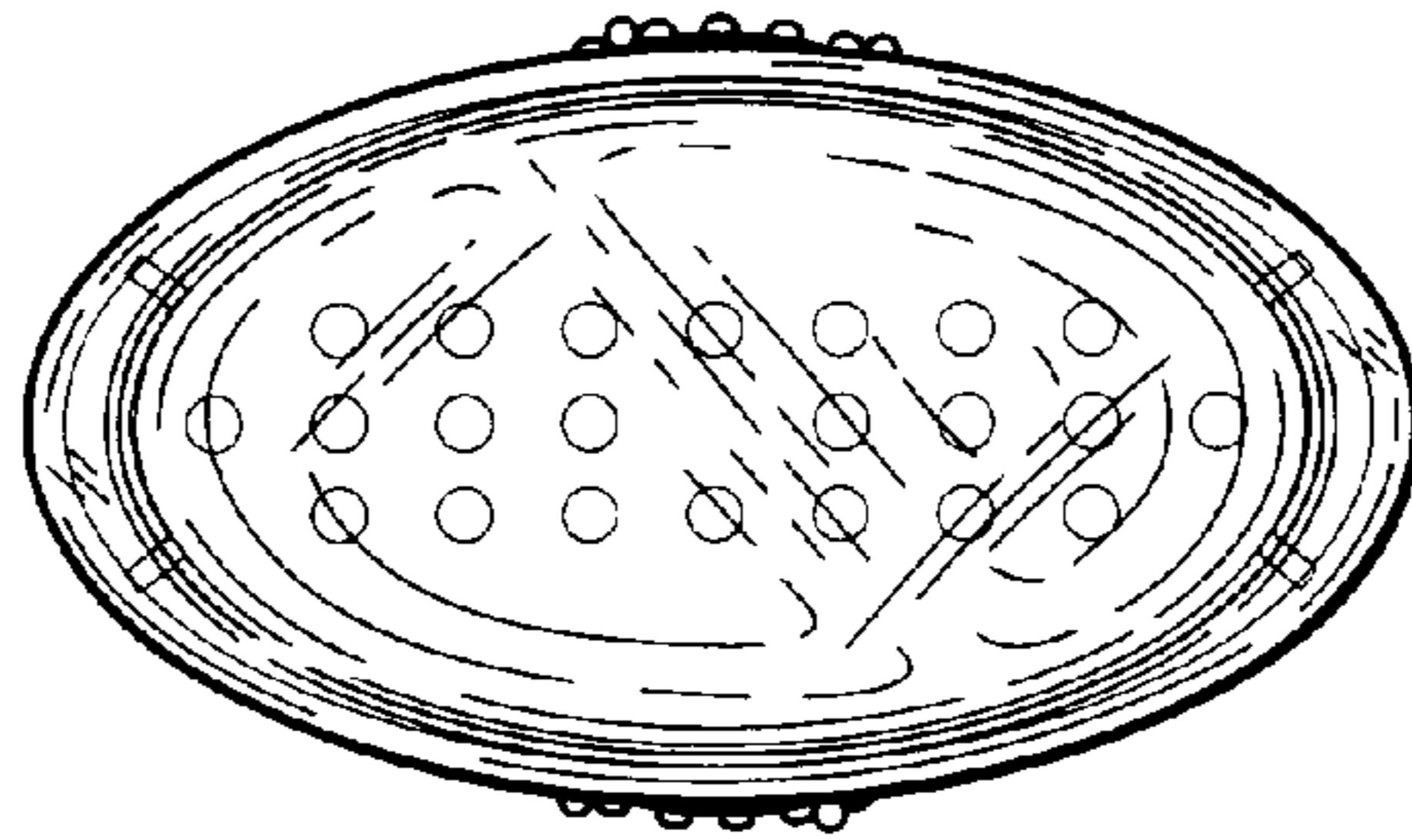


FIG. 4

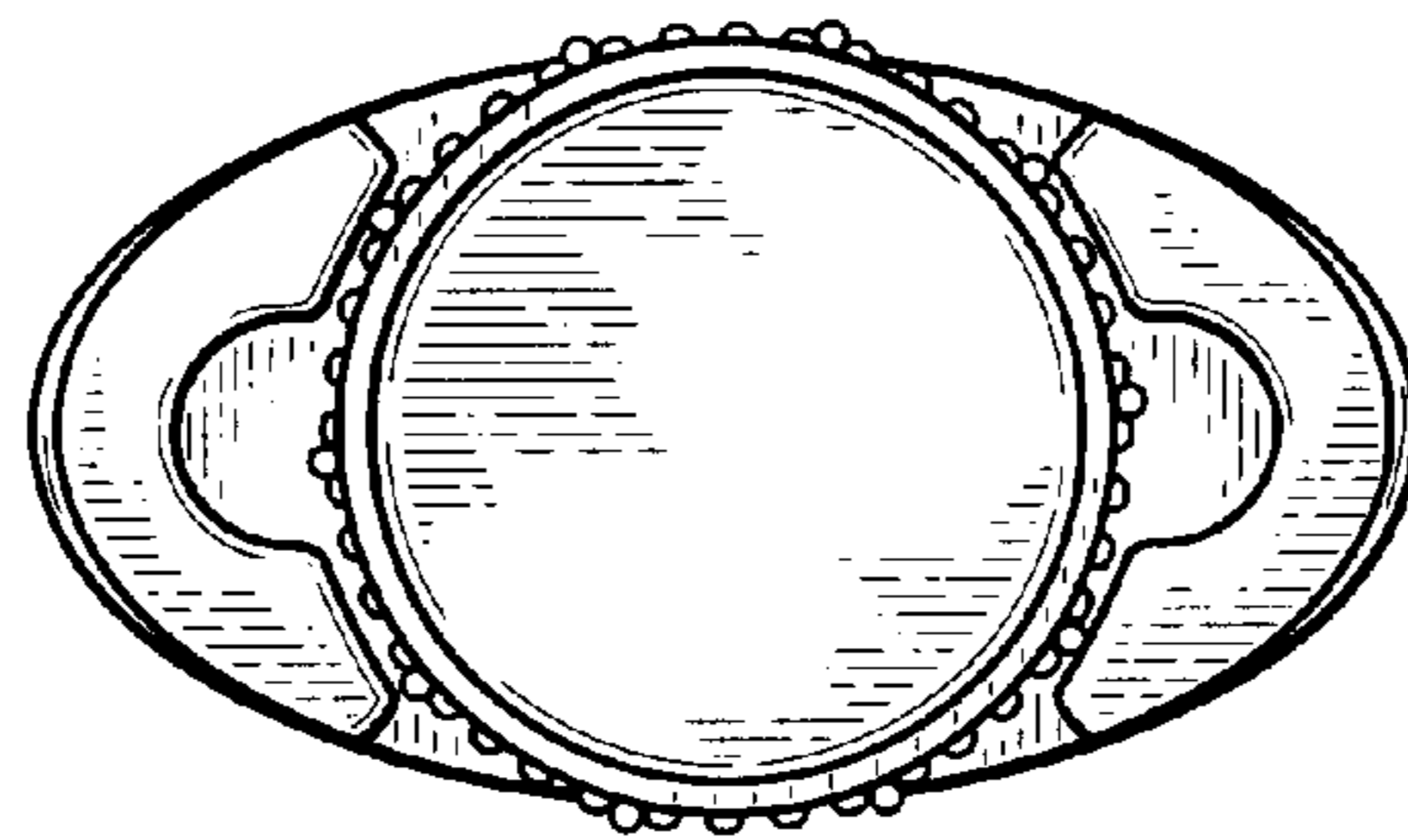


FIG. 5

UNITED STATES PATENT AND TRADEMARK OFFICE  
**CERTIFICATE OF CORRECTION**

PATENT NO. : Des. 529,818 S  
APPLICATION NO. : 29/237544  
DATED : October 10, 2006  
INVENTOR(S) : Cummings

Page 1 of 6

It is certified that error appears in the above-identified patent and that said Letters Patent is hereby corrected as shown below:

The title page showing the illustrative figure should be deleted and substitute with the attached title page.

The drawing sheet, consisting of Fig. 1 – 5, should be deleted and replaced with drawing sheet, consisting of Fig. 1 – 5, as shown on the attached page.

Signed and Sealed this

Twenty-fifth Day of December, 2007

A handwritten signature in black ink that reads "Jon W. Dudas". The signature is written in a cursive style with a large, stylized initial "J".

JON W. DUDAS

*Director of the United States Patent and Trademark Office*

(12) **United States Design Patent**  
**Cummings**

(10) Patent No.: **US D529,818 S**

(45) Date of Patent: **\*\* Oct. 10, 2006**

(54) **DISPENSER**

(75) Inventor: **Bruce Cummings, New York, NY (US)**

(73) Assignee: **Colgate-Palmolive Company, New York, NY (US)**

(\*\*) Term: **14 Years**

(21) Appl. No.: **29/237,544**

(22) Filed: **Sep. 1, 2005**

(51) LOC (8) Cl. .... **09-01**

(52) U.S. Cl. .... **D9/729**

(58) Field of Classification Search ..... **D9/723, D9/726-729, 529, 548, 549, 558, 574, 414, D9/424; D19/66; D23/366; D28/4, 7, 9, 73, D28/76; 206/407, 438, 527, 823; 221/208, 221/209, 288-290; 220/788, 916; 222/173, 222/463.1, 544, 548**

See application file for complete search history.

(56) **References Cited**

**U.S. PATENT DOCUMENTS**

D292,069 S \* 9/1987 Kreier et al. .... **D9/729**  
 D337,052 S \* 7/1993 Anderson ..... **D9/424**  
 D346,644 S \* 10/1993 Hirst ..... **D9/424**  
 D352,458 S \* 11/1994 Gray ..... **D9/729**  
 D354,434 S \* 1/1995 Nilsson ..... **D9/729**  
 D455,647 S \* 4/2002 Cummings ..... **D9/729**

D474,399 S 5/2003 Cummings  
 D475,281 S 6/2003 Cummings  
 D477,998 S 8/2003 Cummings  
 D478,809 S 8/2003 Cummings  
 D482,619 S 11/2003 Cummings  
 D483,258 S 12/2003 Cummings  
 D484,887 S 1/2004 Cummings  
 D485,495 S 1/2004 Cummings  
 D494,839 S 8/2004 Cummings  
 D517,426 S \* 3/2006 Shurtleff et al. .... **D9/729**

\* cited by examiner

Primary Examiner—Nanda Bondade

Assistant Examiner—Shanda C. Hill

(74) Attorney, Agent, or Firm—Ellen K. Park

(57) **CLAIM**

The ornamental design for a dispenser, as shown and described.

**DESCRIPTION**

FIG. 1 is a perspective view of a dispenser showing my new design;

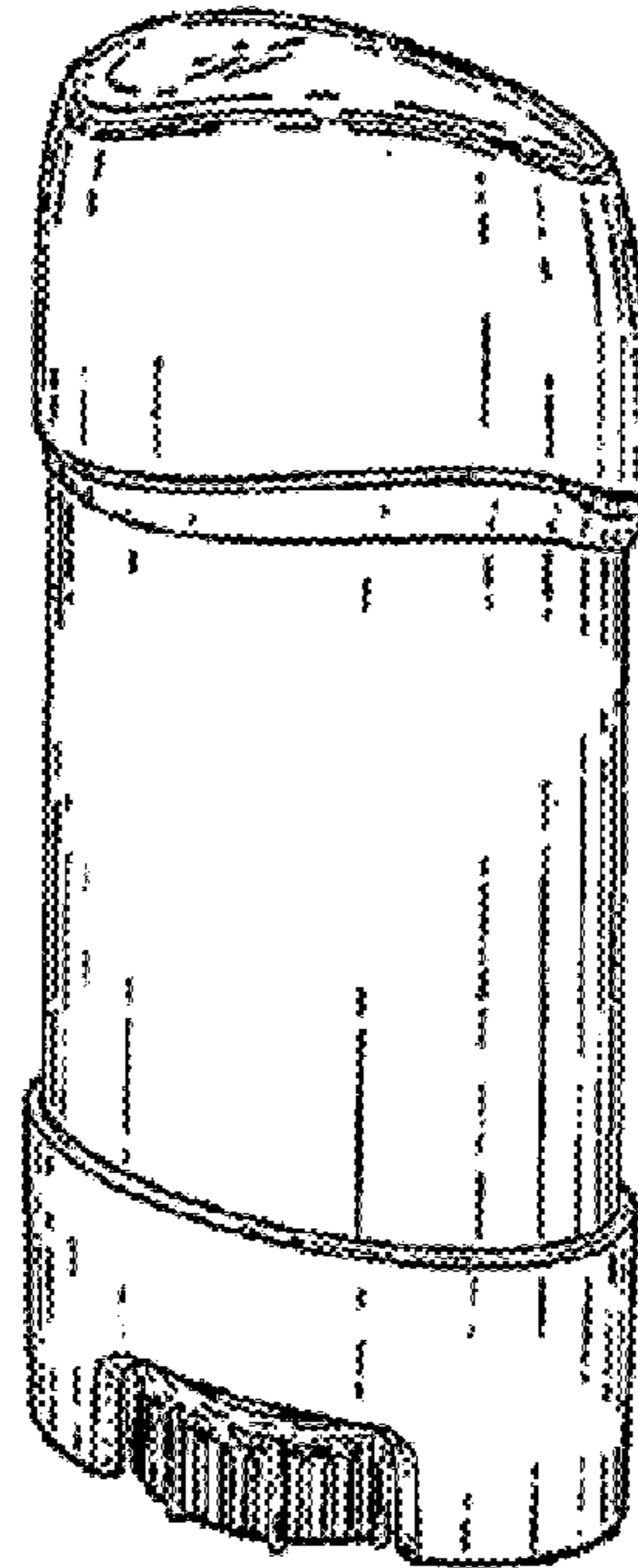
FIG. 2 is a front elevational view, the rear elevational view being a mirror image thereof;

FIG. 3 is a right side elevational view, the left side elevational view being a mirror image thereof;

FIG. 4 is a top plan view thereof; and,

FIG. 5 is a bottom plan view thereof.

**1 Claim, 4 Drawing Sheets**






FIG. 1



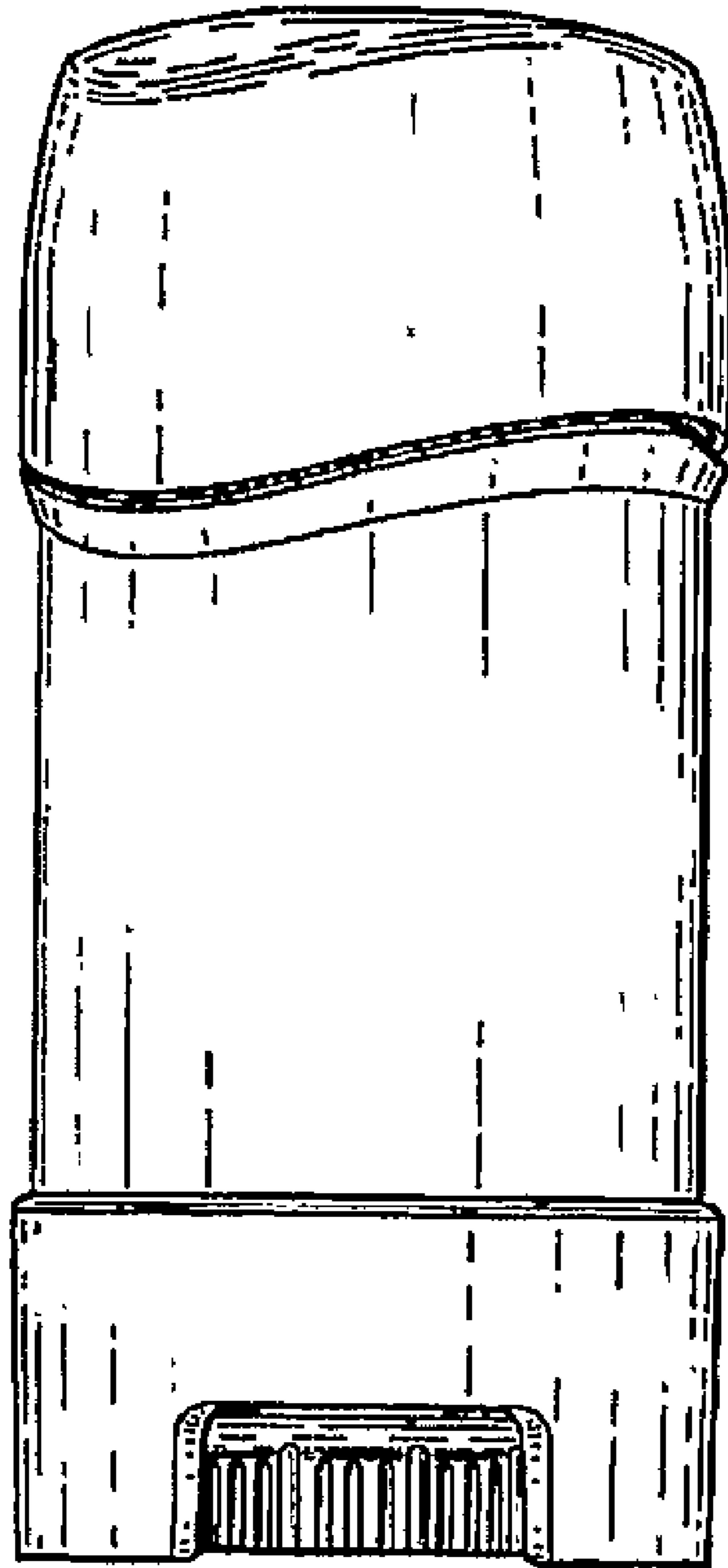


FIG. 2




FIG. 3



FIG. 4

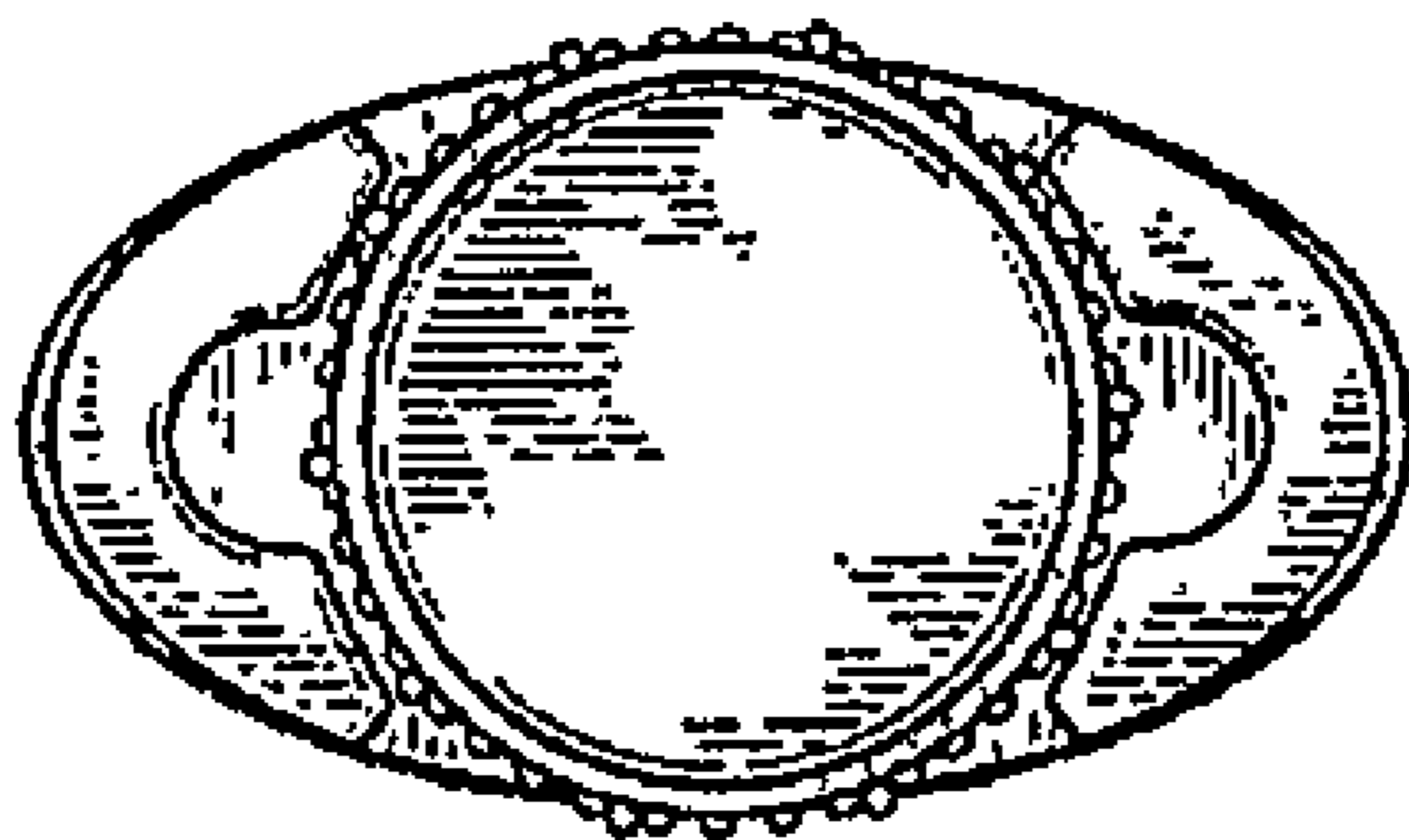


FIG. 5