

US00D529803S

(12) **United States Design Patent**
Zaidman

(10) **Patent No.:** **US D529,803 S**
(45) **Date of Patent:** **** Oct. 10, 2006**

(54) **DISPENSER COVER**

(75) Inventor: **Uri Zaidman**, Kadima (IL)

(73) Assignee: **Albaad Massuot Yitzhak Ltd.**,
Massuot Yitzhak (IL)

(**) Term: **14 Years**

(21) Appl. No.: **29/242,228**

(22) Filed: **Nov. 8, 2005**

(51) **LOC (8) Cl.** **09-07**

(52) **U.S. Cl.** **D9/449**

(58) **Field of Classification Search** D9/734,
D9/454, 453, 447, 443, 440, 435, 449, 420;
D7/392.1; D6/515-518; 222/575; 221/282,
221/26; 206/824, 812, 389, 233, 225

See application file for complete search history.

(56) **References Cited**

U.S. PATENT DOCUMENTS

3,421,654 A	1/1969	Hexel	
D274,030 S	5/1984	Daenen et al.	
D301,549 S	6/1989	Foster	
D307,555 S	5/1990	Haenni et al.	
5,516,001 A	5/1996	Muckenfuhs et al.	
D382,769 S	8/1997	Jeppesen et al.	
5,704,471 A	1/1998	Yamada	
5,729,955 A	3/1998	Yamada	
D414,637 S	10/1999	Amundson et al.	
D443,451 S	6/2001	Buck et al.	
D450,960 S	* 11/2001	Boyea et al.	D6/515
D456,713 S	5/2002	Bried et al.	
6,394,298 B1	5/2002	Zaidman	
6,409,044 B1	6/2002	Brown et al.	
D467,398 S	12/2002	Kohn	
D473,740 S	* 4/2003	Ruhotas et al.	D6/515
D485,461 S	* 1/2004	Sams et al.	D6/515

6,729,498 B1	5/2004	Yelton et al.	
D494,469 S	* 8/2004	Solowiejko	D9/435
D495,545 S	* 9/2004	Niehues	D6/518
D495,910 S	9/2004	Zaidman	
D498,623 S	11/2004	Sams et al.	
6,889,866 B1	5/2005	Gilliam et al.	

* cited by examiner

Primary Examiner—Robert M. Spear

Assistant Examiner—Susan Bennett Hattan

(74) *Attorney, Agent, or Firm*—Nath & Associates PLLC;
Gregory B. Kang; Derek Richmond

(57) **CLAIM**

I claim the ornamental design for a dispenser cover, as shown and described.

DESCRIPTION

FIG. 1 is a perspective view of my new design for a dispenser cover in the closed position;

FIG. 2 is a top view of the cover seen in FIG. 1, in the closed position;

FIG. 3 is a left side view of the cover seen in FIG. 1, in the closed position;

FIG. 4 is a right side view of the cover seen in FIG. 1, in the closed position;

FIG. 5 is a front view of the cover seen in FIG. 1, in the closed position;


FIG. 6 is a rear view of the cover seen in FIG. 1, in the closed position;

FIG. 7 is a top view of the cover seen in FIG. 1, in an open position; and,

FIG. 8 is a perspective view of the cover seen in FIG. 1, in the open position.

The broken line showing of a dispensing aperture forms no part of the claimed design.

1 Claim, 6 Drawing Sheets



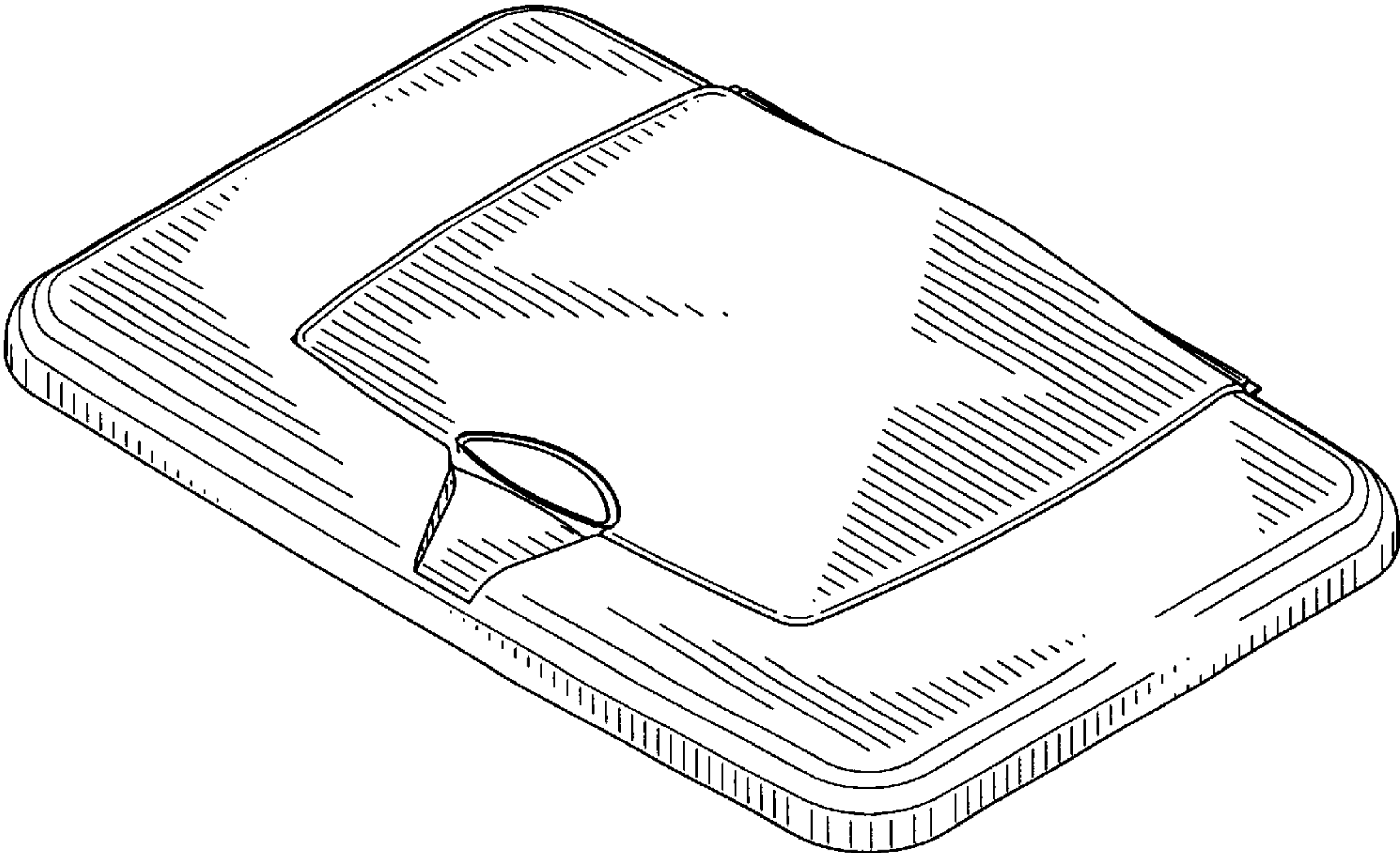


FIG.1




FIG.2



FIG. 3




FIG. 4




FIG. 5




FIG. 6

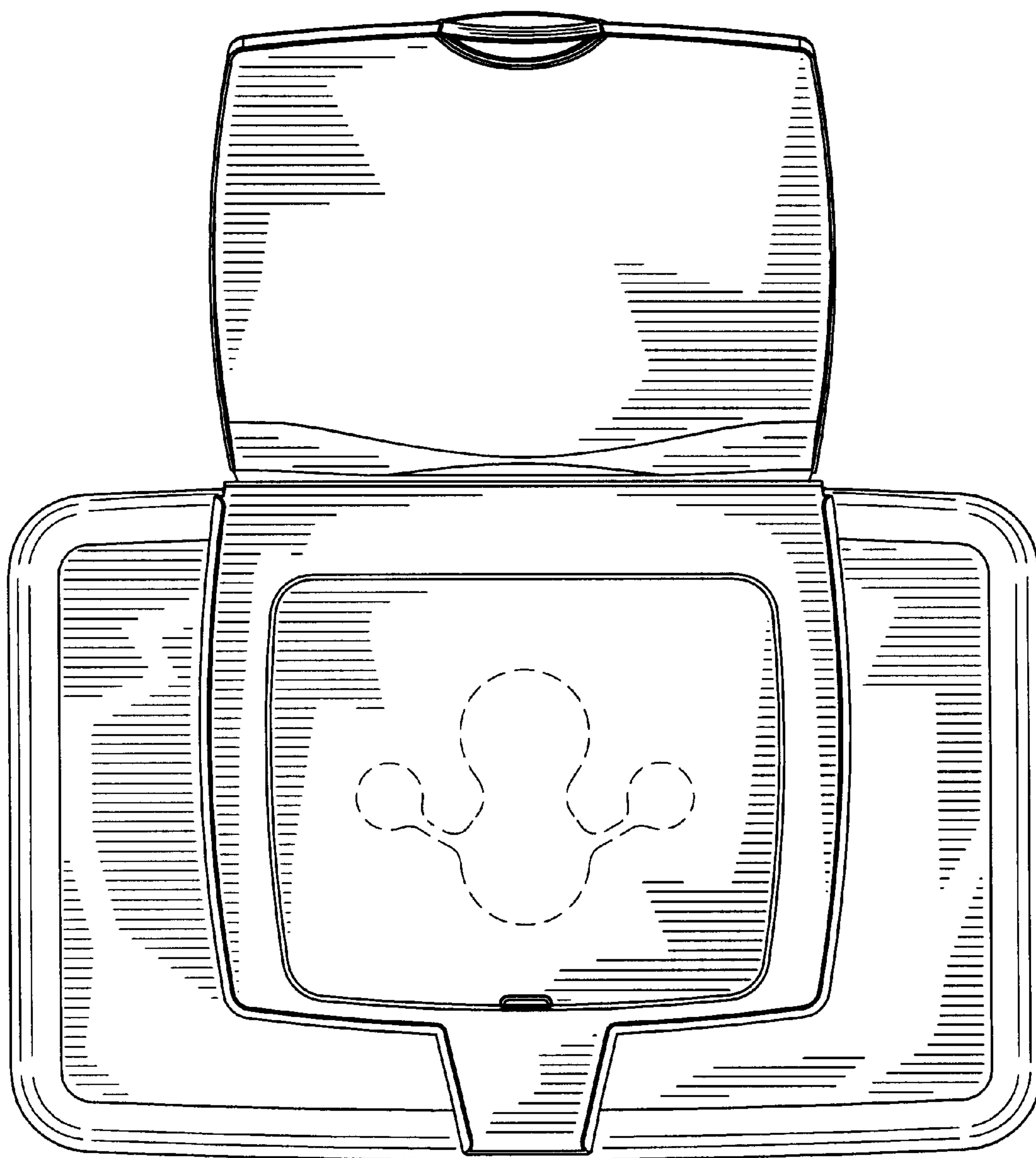


FIG. 7




FIG. 8