



US00D529798S

(12) **United States Design Patent**  
**Snedden et al.**

(10) **Patent No.:** **US D529,798 S**  
(45) **Date of Patent:** **\*\* Oct. 10, 2006**

(54) **CONTAINER WITH LID**  
(75) Inventors: **Craig Snedden**, Culver City, CA (US);  
**George A. Golota**, Glenview, IL (US)  
(73) Assignee: **Clear Lam Packaging, Inc.**, Elk Grove  
Village, IL (US)  
(\*\*) Term: **14 Years**

D272,595 S \* 2/1984 Chase et al. .... D7/629  
D279,952 S \* 8/1985 Daenen et al. .... D7/629  
D285,906 S \* 9/1986 Tyler ..... D9/425  
D316,513 S \* 4/1991 Wolff ..... D9/431  
D319,977 S \* 9/1991 Curry ..... D9/425  
D363,663 S \* 10/1995 Plater ..... D9/425  
D366,397 S \* 1/1996 Zimmerman ..... D7/629  
D375,652 S \* 11/1996 Hayes ..... D7/354  
D428,310 S \* 7/2000 Zettle et al. .... D7/629  
D445,649 S \* 7/2001 Maxwell et al. .... D7/629

(21) Appl. No.: **29/233,714**  
(22) Filed: **Jul. 8, 2005**

\* cited by examiner

(51) **LOC (8) Cl.** ..... **09-03**  
(52) **U.S. Cl.** ..... **D9/432; D7/629**  
(58) **Field of Classification Search** ..... D9/761,  
D9/737, 423, 424, 430-432, 414; D7/538,  
D7/543, 549, 550.1, 553.1, 555, 553.2, 560,  
D7/601, 602, 629; 206/557; 220/500, 659,  
220/669, 674, 675, DIG. 12, FOR. 117; 229/406,  
229/407, 902, 905, 915.1  
See application file for complete search history.

*Primary Examiner*—Stella Reid  
*Assistant Examiner*—Mark Goodwin  
(74) *Attorney, Agent, or Firm*—Cardinal Law Group

(56) **References Cited**

(57) **CLAIM**

**U.S. PATENT DOCUMENTS**

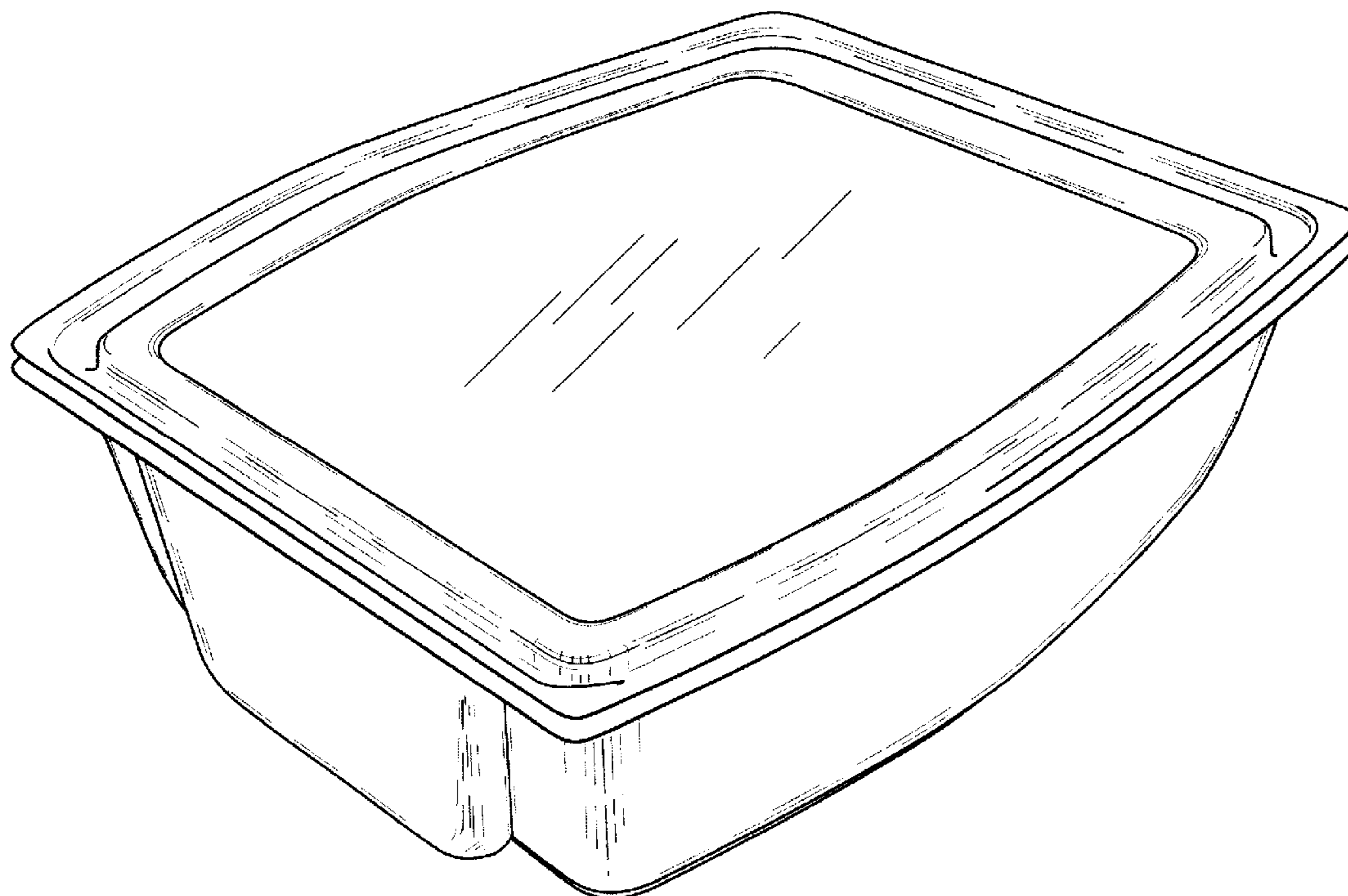
The ornamental design for a container with lid, as shown and described.

3,388,827 A \* 6/1968 Thanhauser et al. .... 220/791  
3,424,342 A \* 1/1969 Scopp et al. .... 220/793  
3,447,714 A \* 6/1969 Elliot ..... 206/1.5  
3,448,888 A \* 6/1969 Collie et al. .... 220/781  
3,452,896 A \* 7/1969 Elliot ..... 220/781

**DESCRIPTION**

FIG. 1 is a perspective view of a container with lid showing our new design;  
FIG. 2 is a side view thereof, the opposite side being a mirror image;  
FIG. 3 is a side view thereof, the opposite side being a mirror image;  
FIG. 4 is a bottom view thereof; and,  
FIG. 5 is a top view thereof.

**1 Claim, 3 Drawing Sheets**



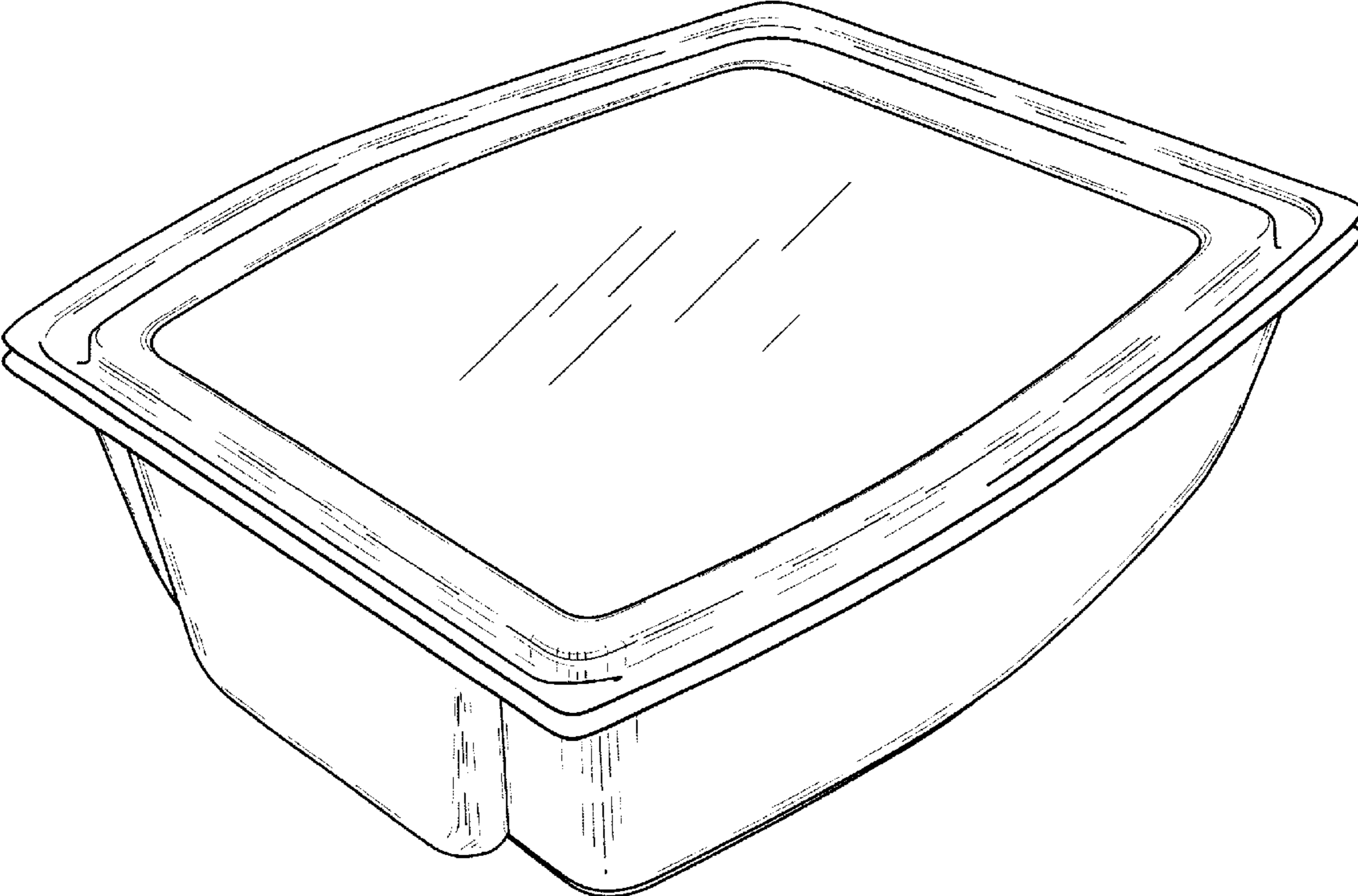


FIG. 1




FIG. 2




FIG. 3




FIG. 4




FIG. 5