



US00D529795S

(12) **United States Design Patent**  
**Kragtwijk**

(10) **Patent No.:** **US D529,795 S**

(45) **Date of Patent:** **\*\* Oct. 10, 2006**

(54) **PACKAGING BOX**

(75) Inventor: **Simon Kragtwijk**, Amsterdam (NL)

(73) Assignee: **Koninklijke Philips Electronics, N.V.**,  
Eindhoven (NL)

(\*\*) Term: **14 Years**

(21) Appl. No.: **29/216,524**

(22) Filed: **Nov. 4, 2004**

(30) **Foreign Application Priority Data**

May 7, 2004 (EM) ..... 000171095

(51) **LOC (8) Cl.** ..... **09-03**

(52) **U.S. Cl.** ..... **D9/418; D9/432**

(58) **Field of Classification Search** ..... D9/418,  
D9/414, 415, 423, 424, 432; 206/589, 590,  
206/770-773, 776; 229/162.1; D3/221  
See application file for complete search history.

(56) **References Cited**

U.S. PATENT DOCUMENTS

3,063,550 A \* 11/1962 Boden et al. .... 206/296

3,322,263 A \* 5/1967 Gulliver ..... 206/497  
4,925,087 A \* 5/1990 Ostrander ..... 229/120.03  
5,156,276 A \* 10/1992 Lebowitz ..... 206/588  
D386,079 S \* 11/1997 Harper ..... D9/418  
D436,313 S \* 1/2001 Joshua et al. .... D9/432  
6,371,366 B1 \* 4/2002 Edgerton et al. .... 229/162.3

\* cited by examiner

*Primary Examiner*—Stella Reid

*Assistant Examiner*—Derrick Holland

(57) **CLAIM**

The ornamental design for a packaging box, as shown.

**DESCRIPTION**

FIG. 1 is a perspective view showing my design;

FIG. 2 is a front elevational view thereof;

FIG. 3 is a rear elevational view thereof;

FIG. 4 is a right side elevational view thereof;

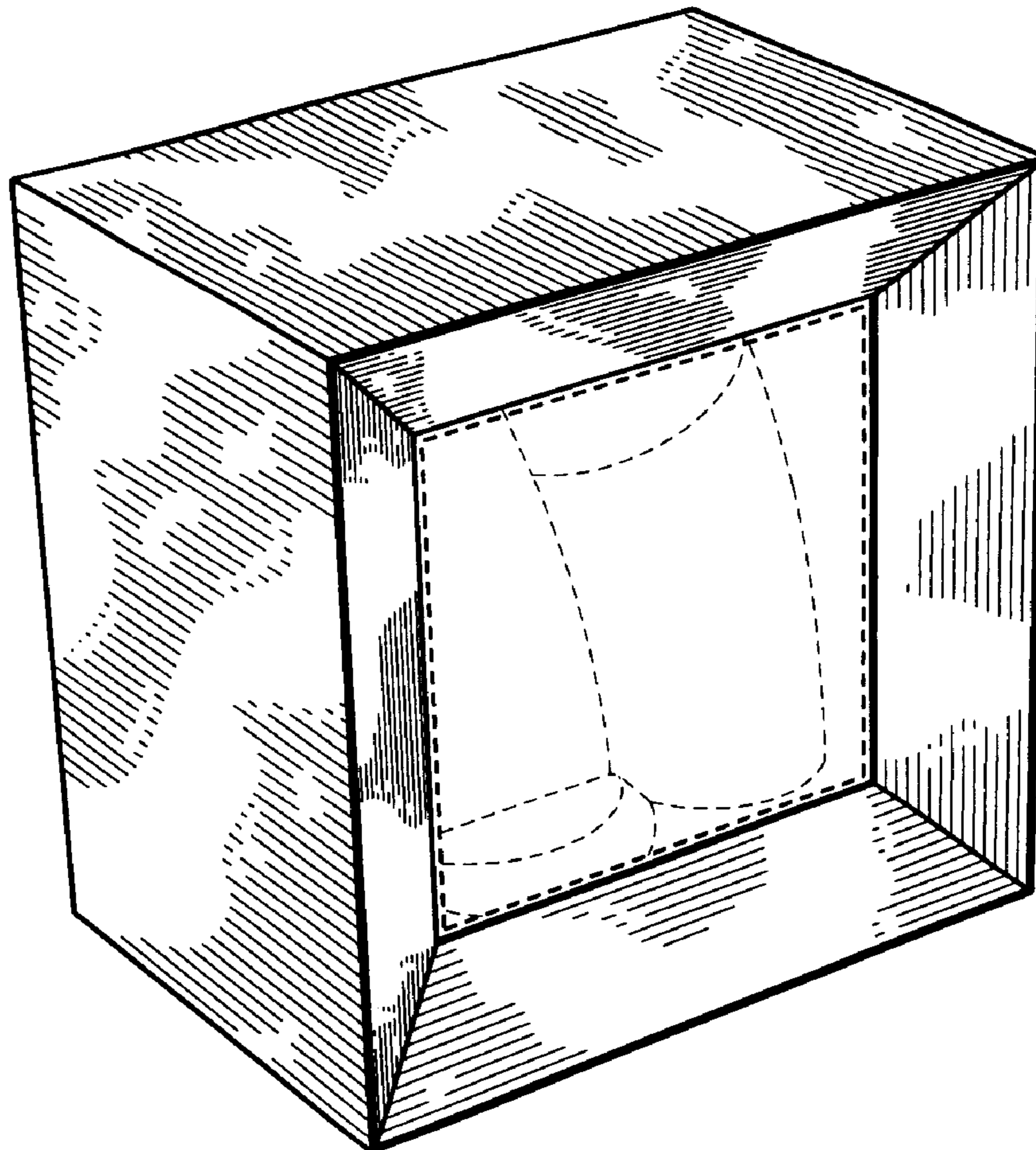
FIG. 5 is a left side elevational view thereof;

FIG. 6 is a top plan view thereof; and,

FIG. 7 is a bottom plan view thereof.

The broken lines showing of [1] is for illustrative purposes only and forms no part of the claimed design.

**1 Claim, 4 Drawing Sheets**



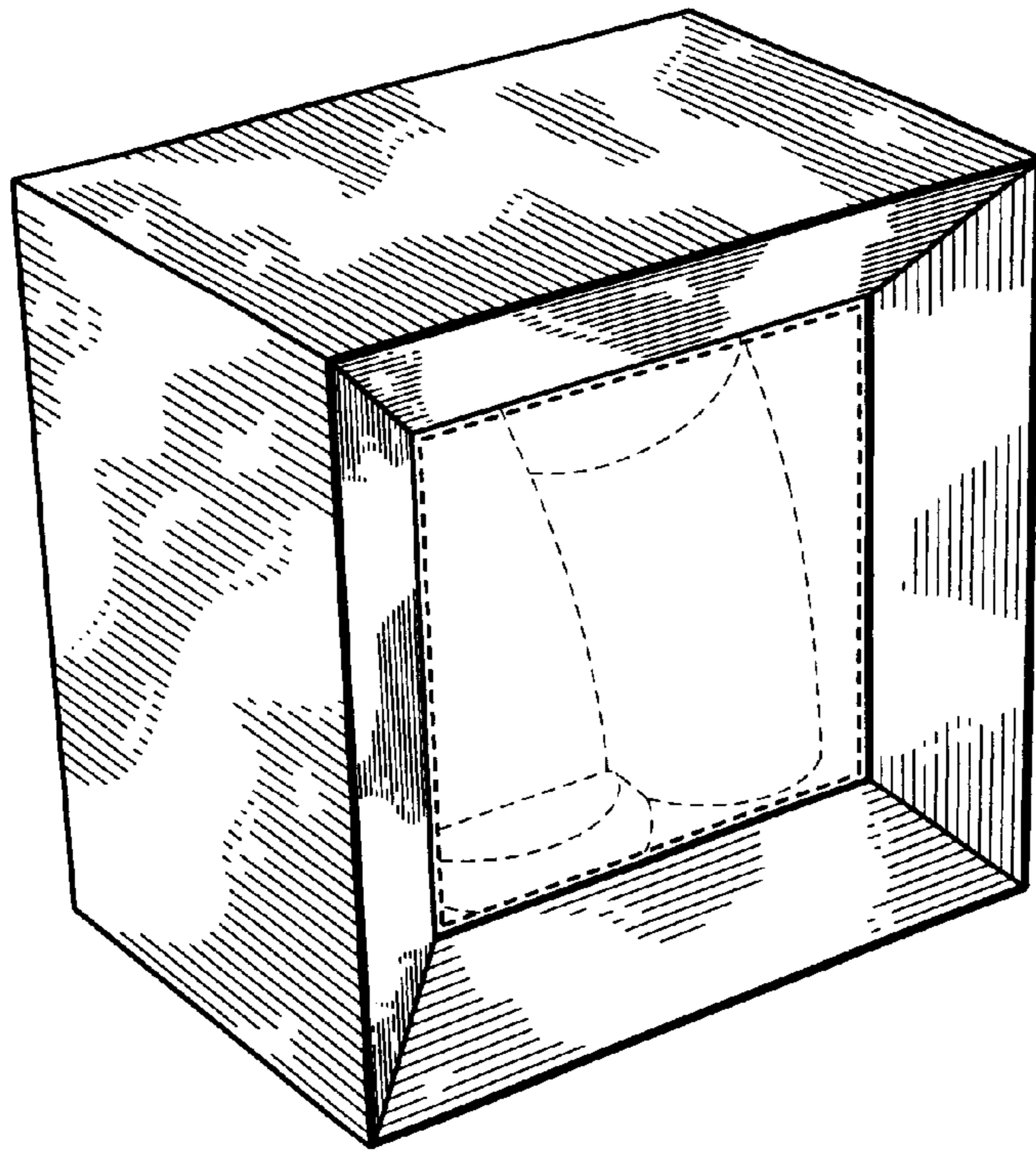


FIG. 1

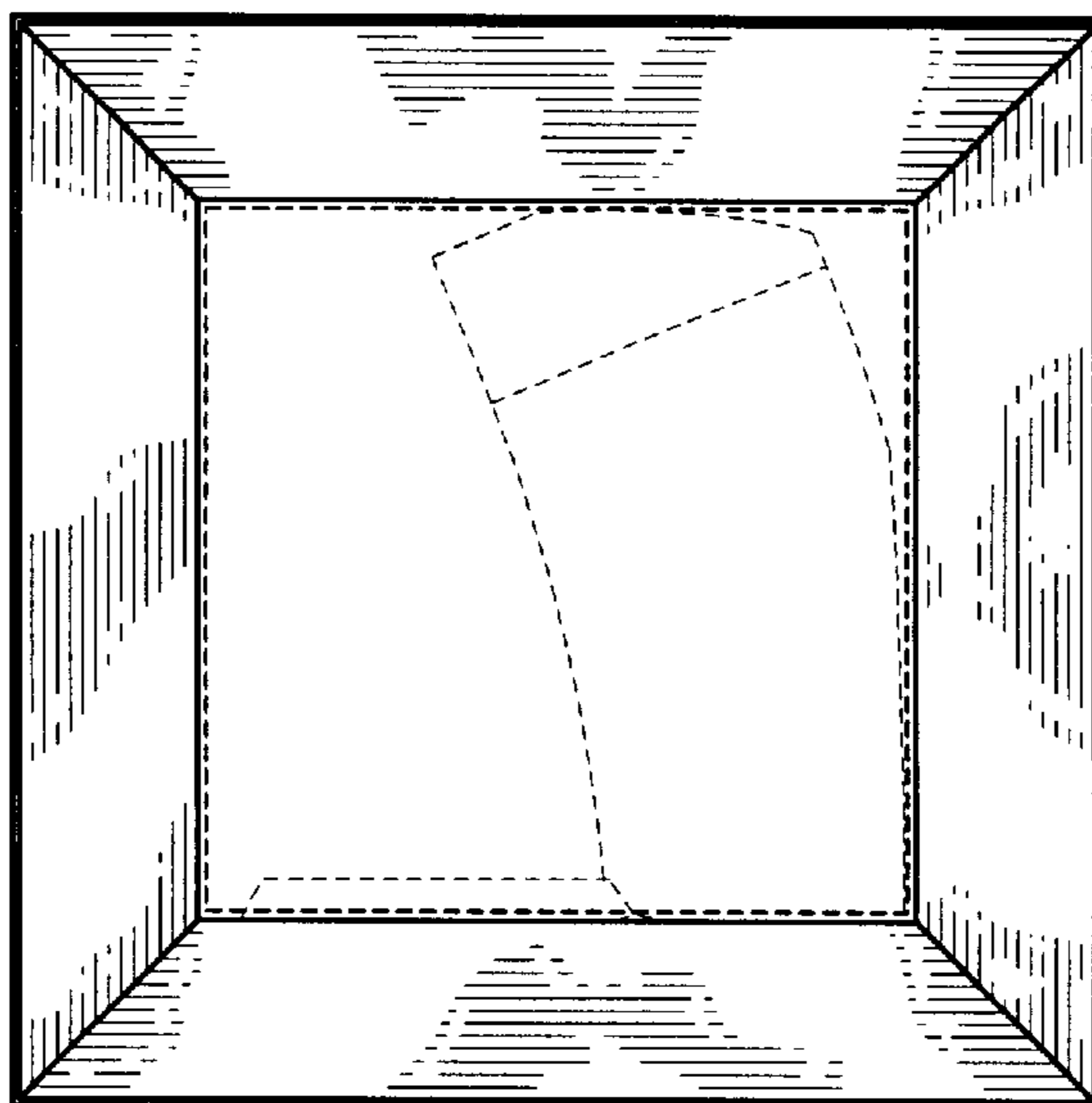


FIG. 2

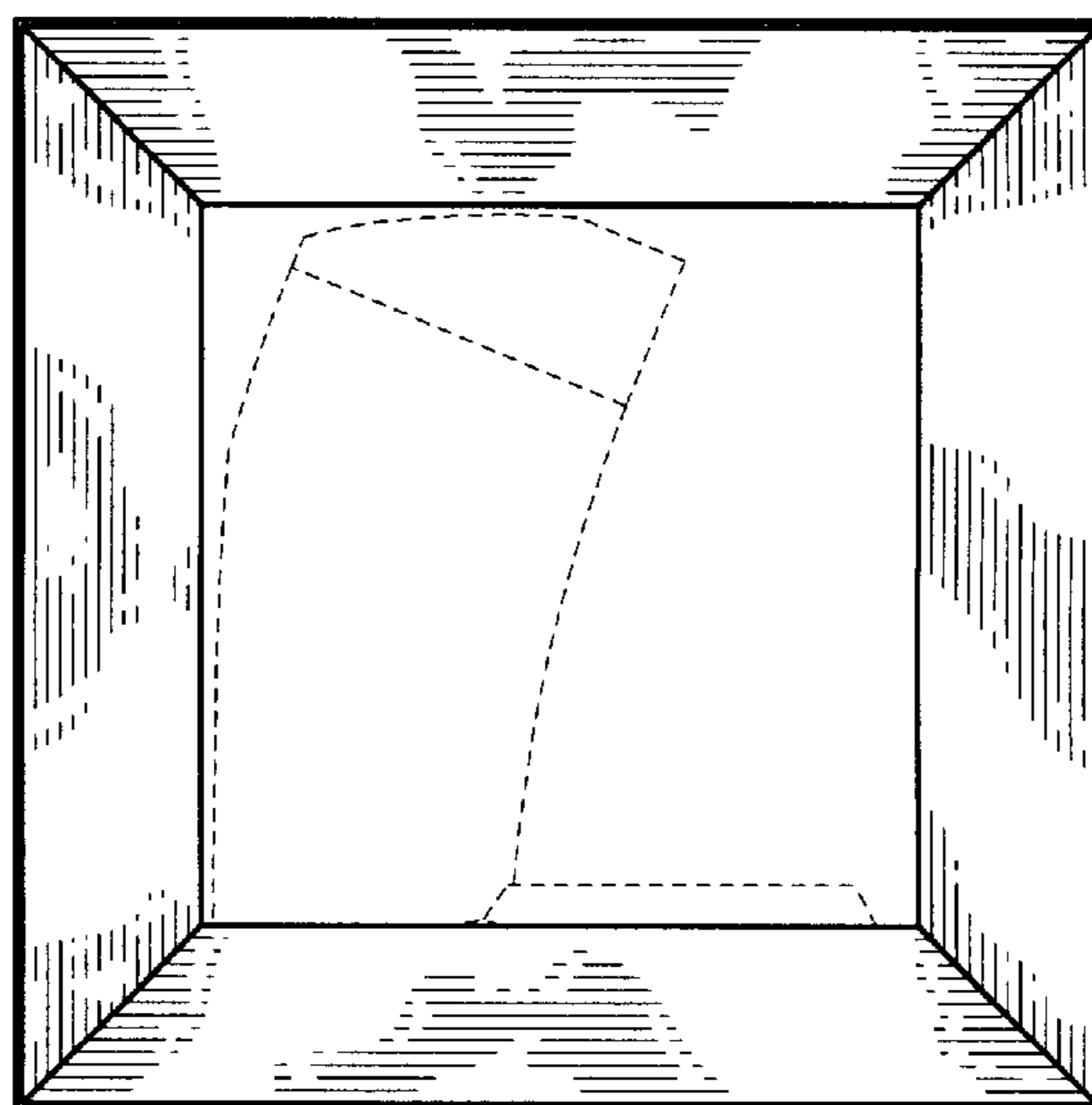


FIG. 3




FIG. 4




FIG. 5




FIG. 6




FIG. 7