



US00D529790S

(12) **United States Design Patent**
Peterson

(10) **Patent No.:** **US D529,790 S**

(45) **Date of Patent:** **** Oct. 10, 2006**

(54) **TOW ROPE CADDY**

D427,891 S * 7/2000 Senior D8/358
D437,773 S * 2/2001 Kinn D8/358

(75) Inventor: **Leroy L. Peterson**, Omaha, NE (US)

* cited by examiner

(73) Assignee: **Sportsstuff, Inc.**, Omaha, NE (US)

Primary Examiner—Holly Baynham

(**) Term: **14 Years**

(74) *Attorney, Agent, or Firm*—Sturm & Fix LLP

(21) Appl. No.: **29/210,191**

(57) **CLAIM**

(22) Filed: **Jul. 28, 2004**

The ornamental design for a tow rope caddy, as shown and described.

(51) **LOC (8) Cl.** **08-05**

DESCRIPTION

(52) **U.S. Cl.** **D8/358**

(58) **Field of Classification Search** D8/358;
242/118.8, 405.1

FIG. 1 is a perspective view of the tow rope caddy showing my new design;

See application file for complete search history.

FIG. 2 is a front elevational view thereof; the tow rope caddy showing my new design; the rear elevational view being identical thereto;

(56) **References Cited**

FIG. 3 is a left side elevational view thereof;

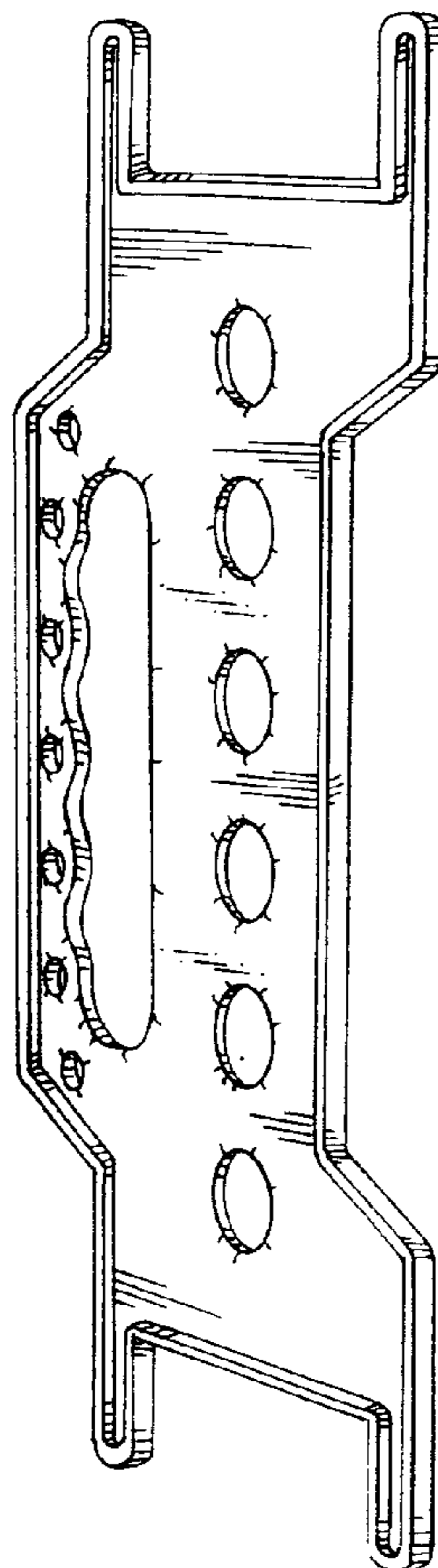
U.S. PATENT DOCUMENTS

- D299,915 S * 2/1989 Ullman et al. D12/168
- D316,665 S * 5/1991 Lueth D8/358
- D370,842 S * 6/1996 McGuerty D8/358

FIG. 4 is a right side elevational view thereof; and,

FIG. 5 is a top plan view, the bottom plan view being identical thereto.

1 Claim, 1 Drawing Sheet



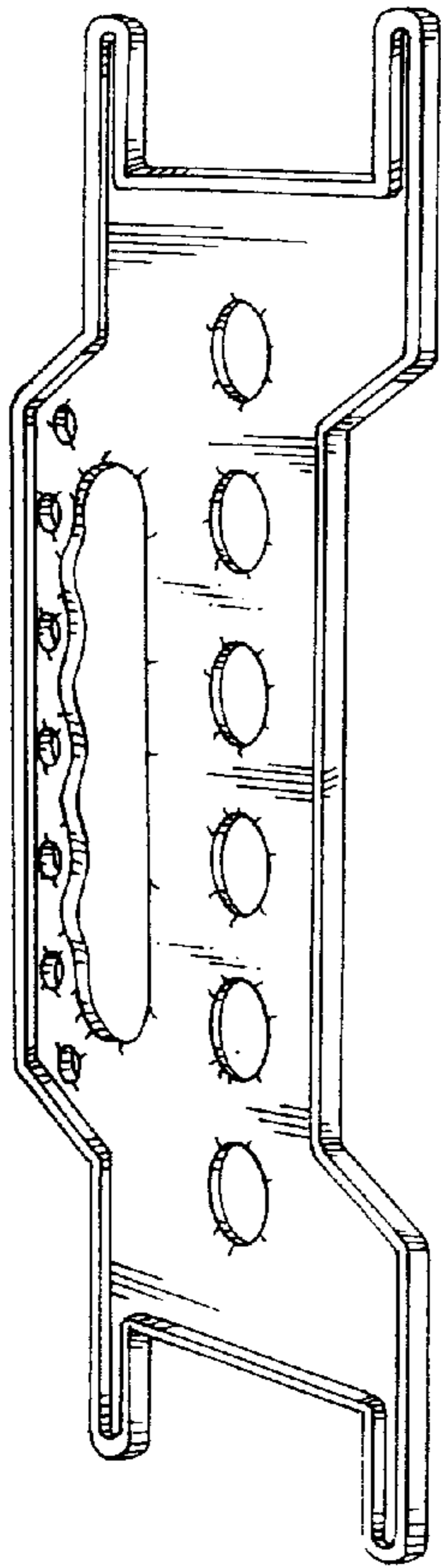


Fig. 1

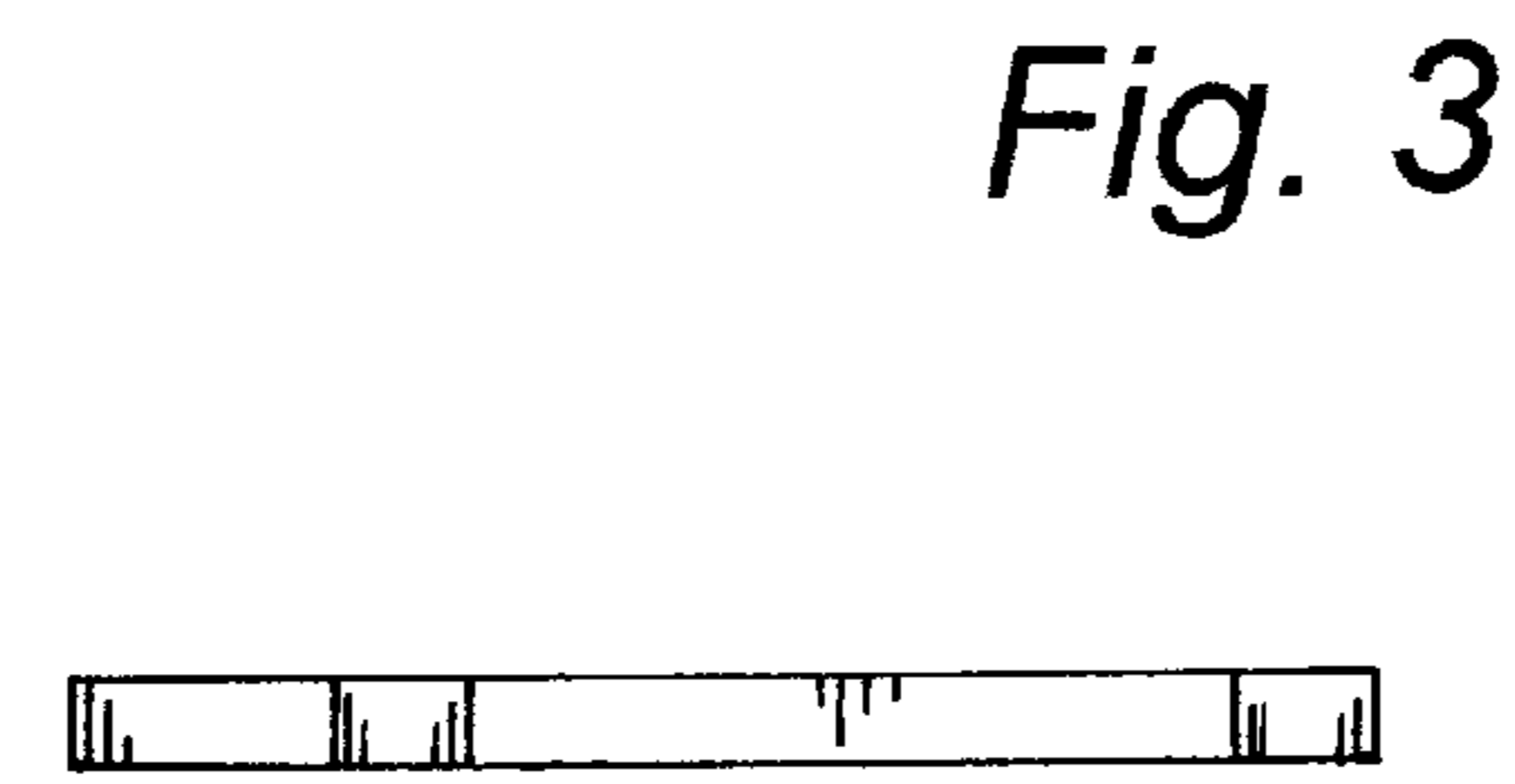


Fig. 3



Fig. 5

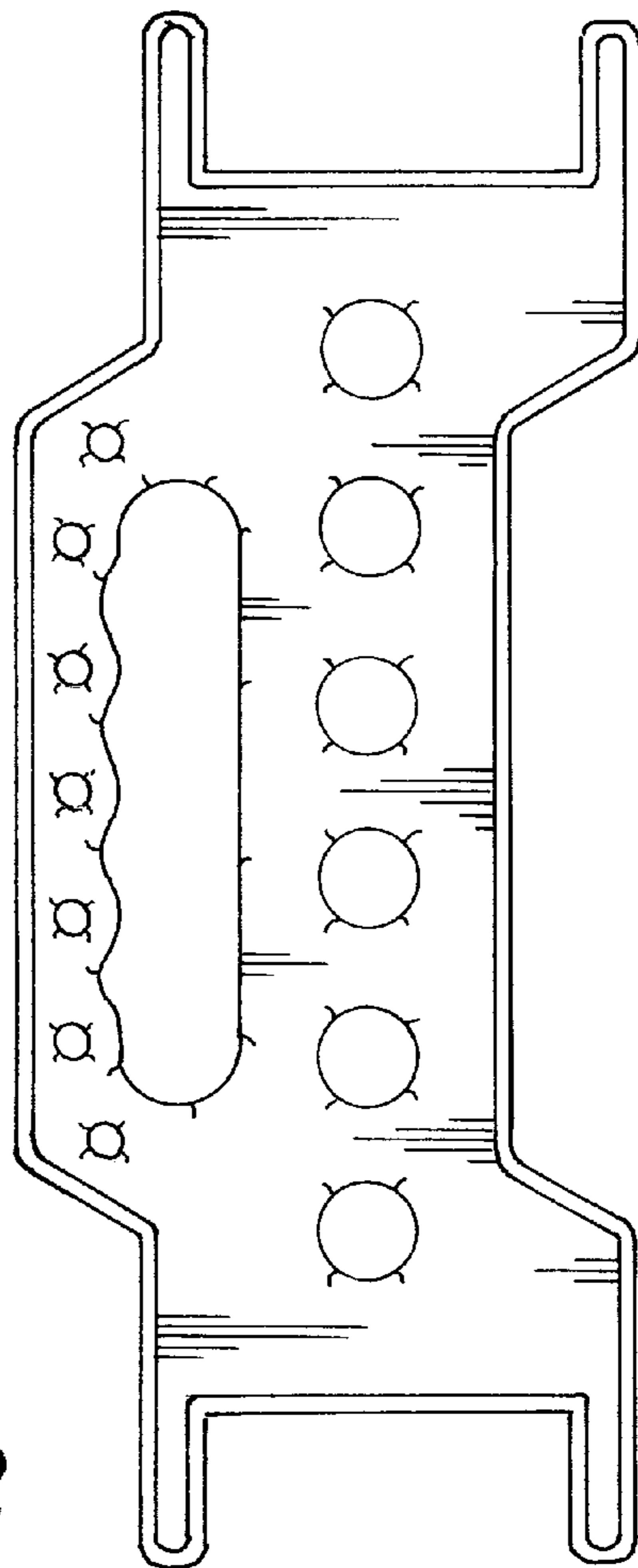


Fig. 2

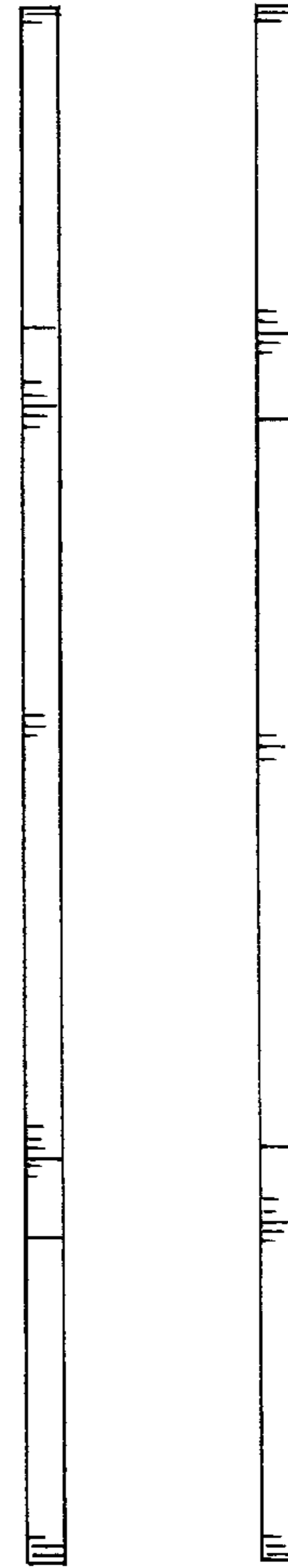


Fig. 4