



US00D529783S

(12) **United States Design Patent**  
**Corcino**

(10) **Patent No.:** **US D529,783 S**  
(45) **Date of Patent:** **\*\* Oct. 10, 2006**

- (54) **FRONT PORTION OF AN OPERATING HANDLE ASSEMBLY**
- (75) Inventor: **Baltazar S. Corcino**, Chicago, IL (US)
- (73) Assignee: **The Eastern Company**, Wheeling, IL (US)
- (\*\*) Term: **14 Years**
- (21) Appl. No.: **29/237,203**
- (22) Filed: **Aug. 26, 2005**
- (51) **LOC (8) Cl.** ..... **08-06**
- (52) **U.S. Cl.** ..... **D8/301; D8/308**
- (58) **Field of Classification Search** ..... D8/301, D8/308, 302, 312, 313; D12/179; D23/250–254; 16/110.1, 402, 429, 432; 74/519, 523, 545–548; 292/64, 66, 166, 332, 336.3; 70/452  
See application file for complete search history.

3,953,061 A	4/1976	Hansen et al.	
4,015,454 A	4/1977	Struble	
4,468,943 A	9/1984	Beattie et al.	
4,641,865 A	2/1987	Pastva	
D300,299 S	* 3/1989	Bellini	..... D8/301
4,893,849 A	1/1990	Schlack	
4,898,408 A	2/1990	Hauber	
D310,651 S	* 9/1990	Grow	..... D12/179
4,966,018 A	10/1990	Hauber	
5,033,696 A	7/1991	Horstman	
5,072,978 A	12/1991	Woodward	
5,131,699 A	7/1992	Frestadius	
5,150,934 A	9/1992	Grody	
5,174,456 A	12/1992	Grody	
D332,904 S	* 2/1993	Plummer et al.	..... D8/308
D444,694 S	* 7/2001	Alvarado	..... D8/301
D492,571 S	* 7/2004	Linares	..... D8/308

(56) **References Cited**  
U.S. PATENT DOCUMENTS

145,835 A	12/1873	Bissell	
243,374 A	6/1881	Howard et al.	
271,867 A	2/1883	Kirby, Jr.	
D65,214 S	* 7/1924	Auld	..... D8/308
1,858,804 A	5/1932	Carlson	
2,124,970 A	7/1938	Bagley	
2,126,995 A	8/1938	Kingdon	
2,169,692 A	8/1939	Hansen	
2,195,542 A	4/1940	Shaffer et al.	
D131,217 S	* 1/1942	Braun	..... D8/308
2,375,837 A	5/1945	Buehner	
2,377,301 A	5/1945	Rolph	
2,486,460 A	11/1949	Bonenberger	
2,486,586 A	11/1949	Brittain et al.	
2,628,117 A	2/1953	Robinson	
D189,524 S	* 1/1961	Savage	..... D8/302
3,177,022 A	4/1965	McKee et al.	
3,333,878 A	8/1967	Pelcin	
3,452,564 A	* 7/1969	Hallgren	..... 70/452
3,457,744 A	7/1969	Bisbing	

**OTHER PUBLICATIONS**

3 photographs of Southco, Inc. Operating Handle Assembly on sale at least as early as 2003.

\* cited by examiner

*Primary Examiner*—Paula A. Greene  
(74) *Attorney, Agent, or Firm*—David A. Burge


(57) **CLAIM**

I claim the ornamental design for front portion of an operating handle assembly, as shown and described.

**DESCRIPTION**

FIG. 1 is a perspective view of a front portion of an operating handle assembly showing my new design; FIG. 2 is a front elevational view thereof; FIG. 3 is a left side elevational view thereof, the right side is a mirror image thereof; FIG. 4 is a top view thereof; and, FIG. 5 is a bottom view thereof. The broken-line disclosure in some views is provided for illustrative purposes only and forms no part of the claimed design.

**1 Claim, 3 Drawing Sheets**






FIG. 1




FIG. 2

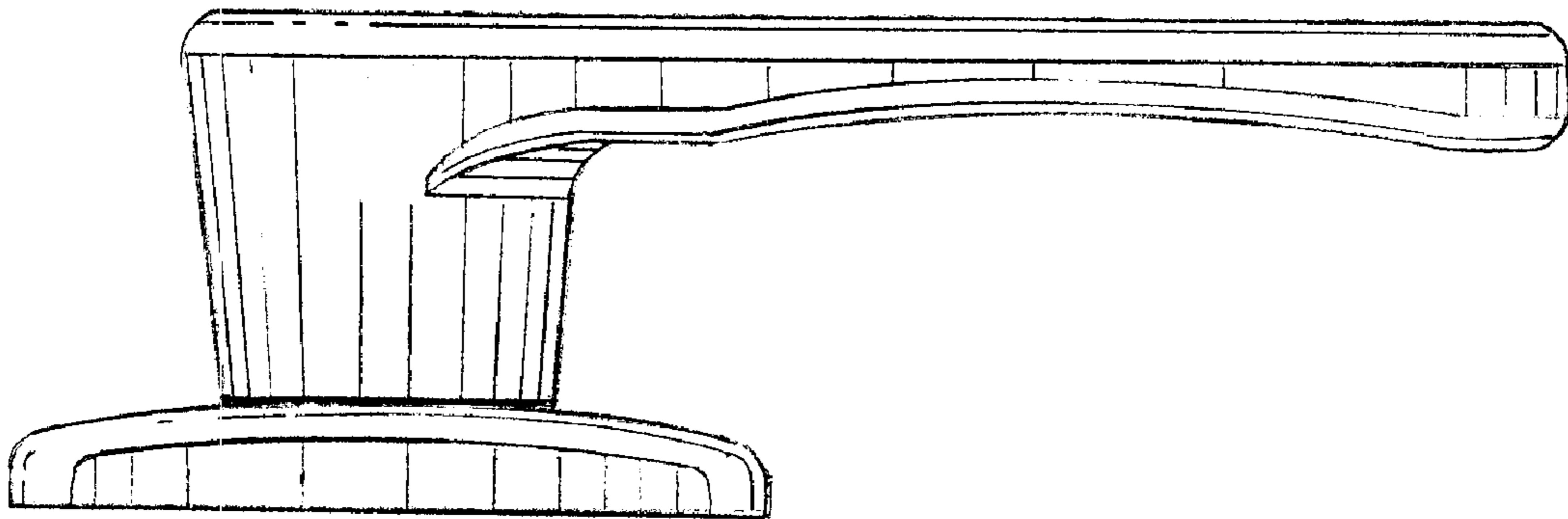


FIG. 3




FIG. 4

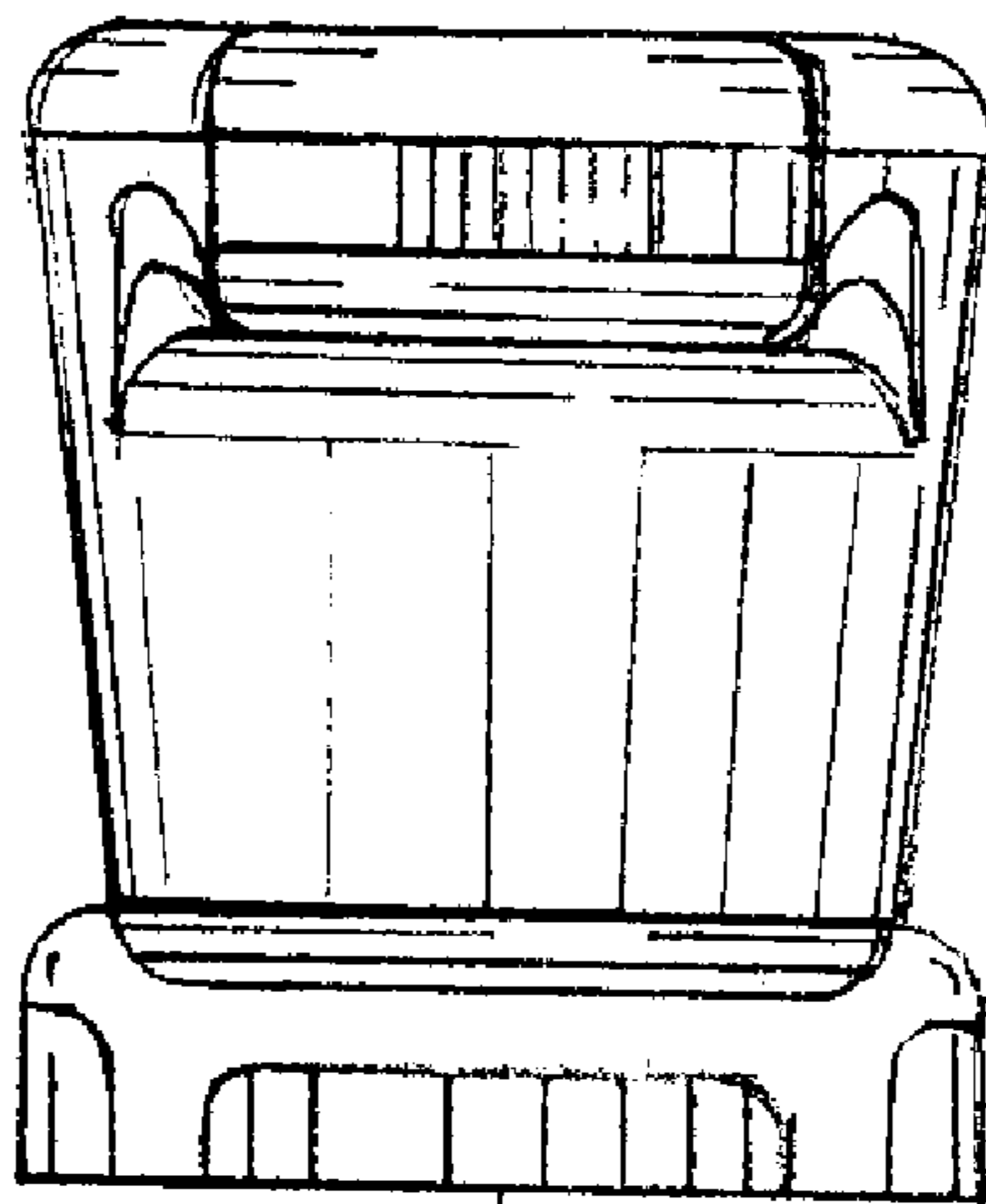


FIG. 5