



US00D529773S

(12) **United States Design Patent** (10) **Patent No.:** **US D529,773 S**
Harris et al. (45) **Date of Patent:** **** Oct. 10, 2006**

(54) **STAPLER**
(75) Inventors: **Mark Harris**, McHenry, IL (US);
Roland Sudmalis, Chicago, IL (US);
Peter John Kopec, Lake Villa, IL (US);
Kendall Keith Raczek, Schaumburg, IL (US)

(73) Assignee: **ACCO Brands USA LLC**,
Lincolnshire, IL (US)

(**) Term: **14 Years**

(21) Appl. No.: **29/213,601**

(22) Filed: **Sep. 20, 2004**

(51) **LOC (8) Cl.** **19-02**

(52) **U.S. Cl.** **D8/50; D8/49**

(58) **Field of Classification Search** D8/49,
D8/50, 61; D19/72; 227/120, 127, 128, 131,
227/132, 134, 156

See application file for complete search history.

(56) **References Cited**

U.S. PATENT DOCUMENTS

D243,148 S	1/1977	Levin	
D361,025 S	* 8/1995	Ho	D8/50
D394,592 S	* 5/1998	Brunsdon et al.	D8/50
D401,825 S	12/1998	Parsey et al.	
D406,996 S	3/1999	Matthes	
D411,423 S	* 6/1999	Huang	D8/50
D414,091 S	* 9/1999	Rellinger	D8/50
D420,266 S	2/2000	Berry et al.	
D424,898 S	5/2000	Wilson	
D429,453 S	* 8/2000	Imboden et al.	D8/50
6,152,347 A	11/2000	Wilson	
D436,009 S	* 1/2001	Chi Kuo	D8/50
D436,010 S	1/2001	Nakamura	
6,244,491 B1	6/2001	Kandasamy et al.	
D446,773 S	8/2001	Yao et al.	
D447,676 S	9/2001	Wilson	
D465,139 S	11/2002	Robillard	
D470,025 S	2/2003	Joss et al.	
D475,905 S	6/2003	Kröger	
D478,485 S	8/2003	Huang	
D478,486 S	8/2003	Scola	

D478,798 S	8/2003	Huang	
D478,799 S	8/2003	Chi Kuo	
D479,449 S	9/2003	Kramer et al.	
D487,007 S	2/2004	Lee	
D502,850 S	* 3/2005	Sauter et al.	D8/50
D502,851 S	* 3/2005	Sauter et al.	D8/50
D511,283 S	* 11/2005	Sauter et al.	D8/50
D511,665 S	* 11/2005	Sauter et al.	D8/50
D514,904 S	* 2/2006	Sauter et al.	D8/50
2003/0085251 A1	5/2003	Balma	

OTHER PUBLICATIONS

Eagle Product Catalogue 2004, 3 pages. Published at least as early as Nov. 29, 2003.

Acco Brands, Inc., Fact Book 2001, Feb. 1, 2001, pp. 178–186.

Acco Brands, Inc., Fact Book 2003, Feb. 1, 2003, pp. 98–107.

* cited by examiner

Primary Examiner—Cathron C. Brooks

Assistant Examiner—Austin Murphy

(74) *Attorney, Agent, or Firm*—Michael Best & Friedrich LLP

(57) **CLAIM**

We claim the ornamental design for a stapler, as shown and described.

DESCRIPTION

FIG. 1 is a right-side perspective view, taken from the front, of a stapler embodying to the present invention.

FIG. 2 is a left-side perspective view taken from the front of the stapler.

FIG. 3 is a left-side perspective view taken from the rear of the stapler.

FIG. 4 is a front view of the stapler.

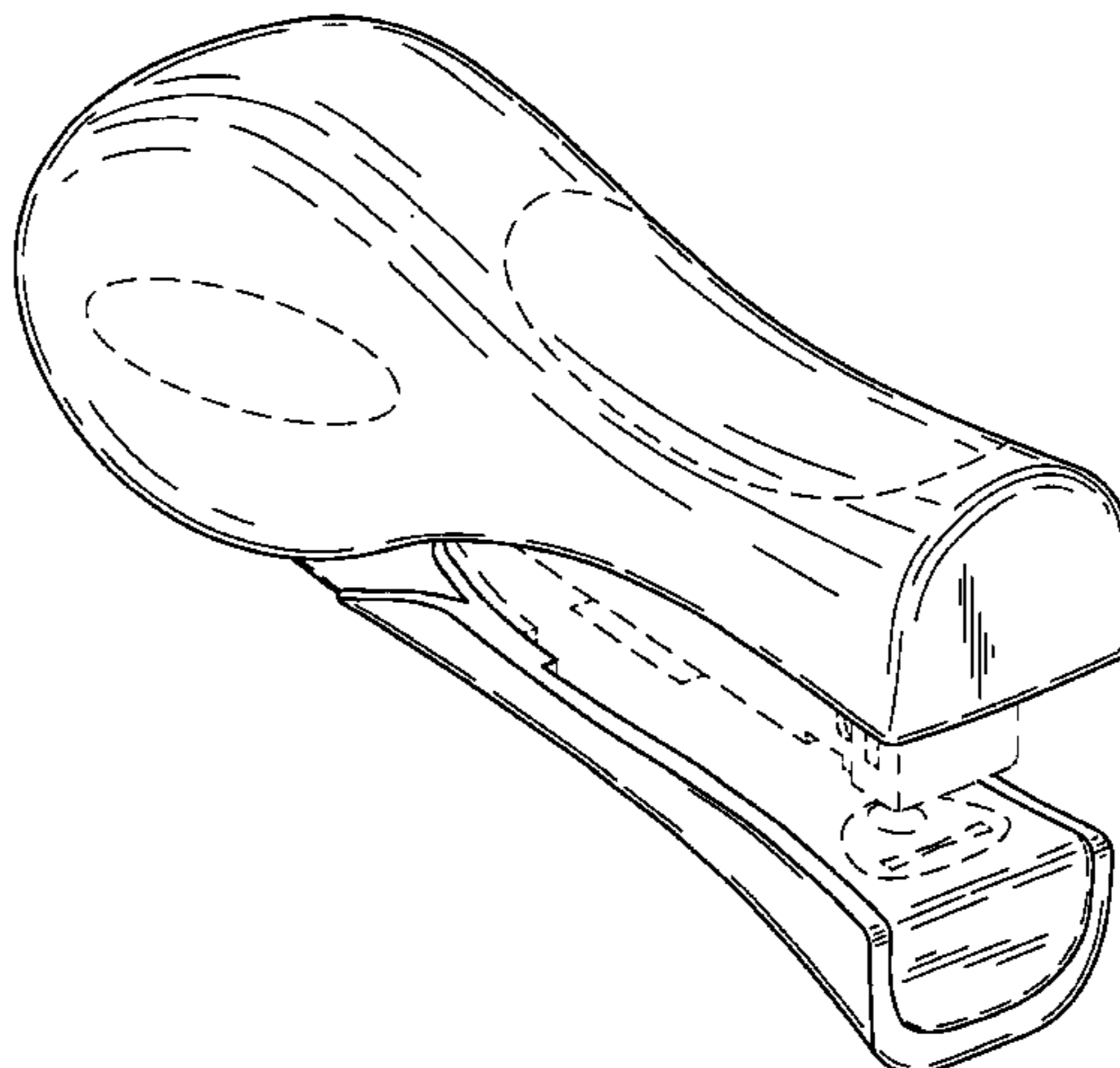
FIG. 5 is a right side view of the stapler.

FIG. 6 is a rear view of the stapler; and,

FIG. 7 is a top view of the stapler.

The portions of the stapler shown in broken lines are for illustrative purposes only and form no part of the claimed design. The view opposite FIG. 5 is a mirror image of FIG. 5 and is not shown.

1 Claim, 4 Drawing Sheets



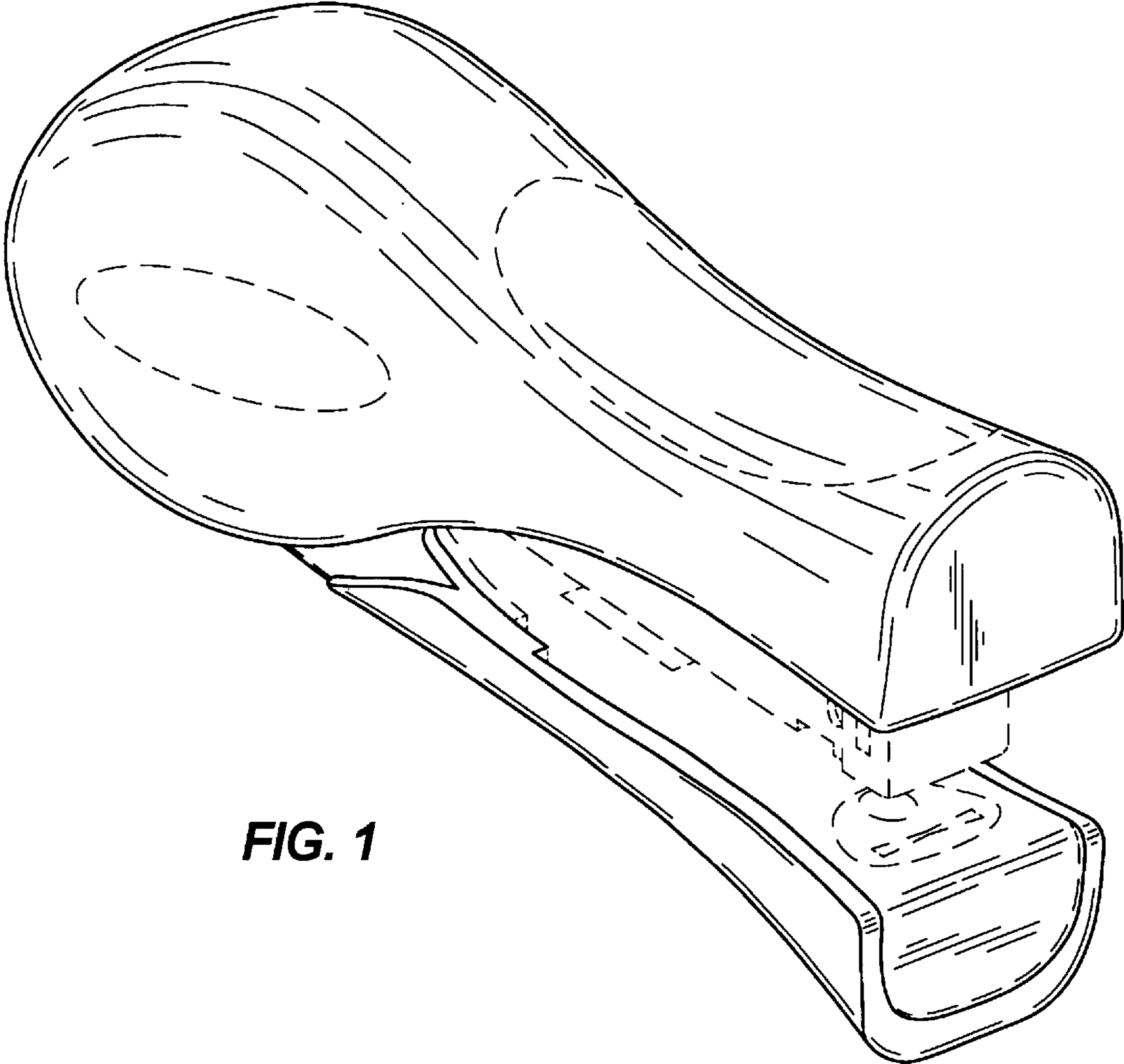


FIG. 1

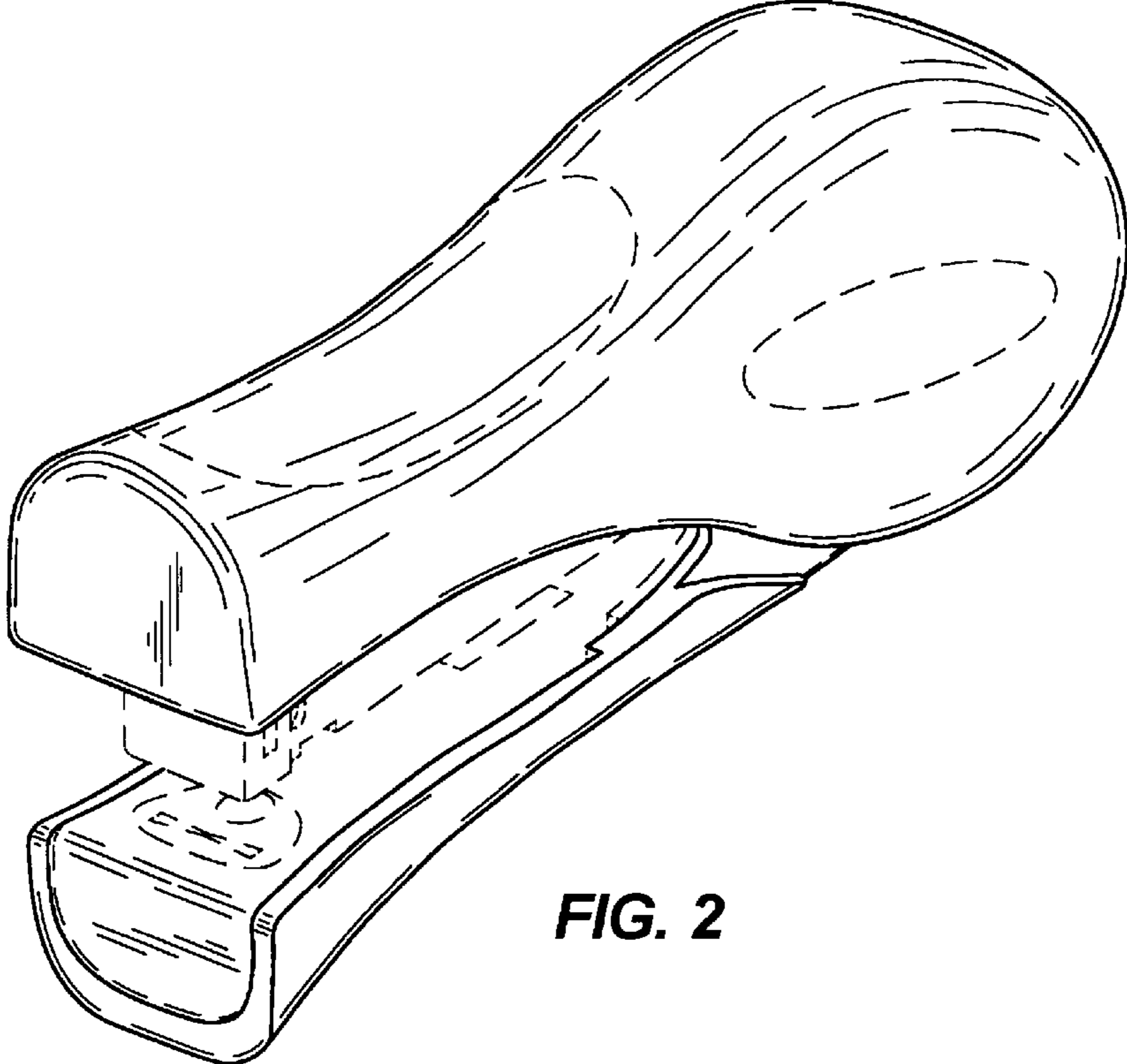


FIG. 2

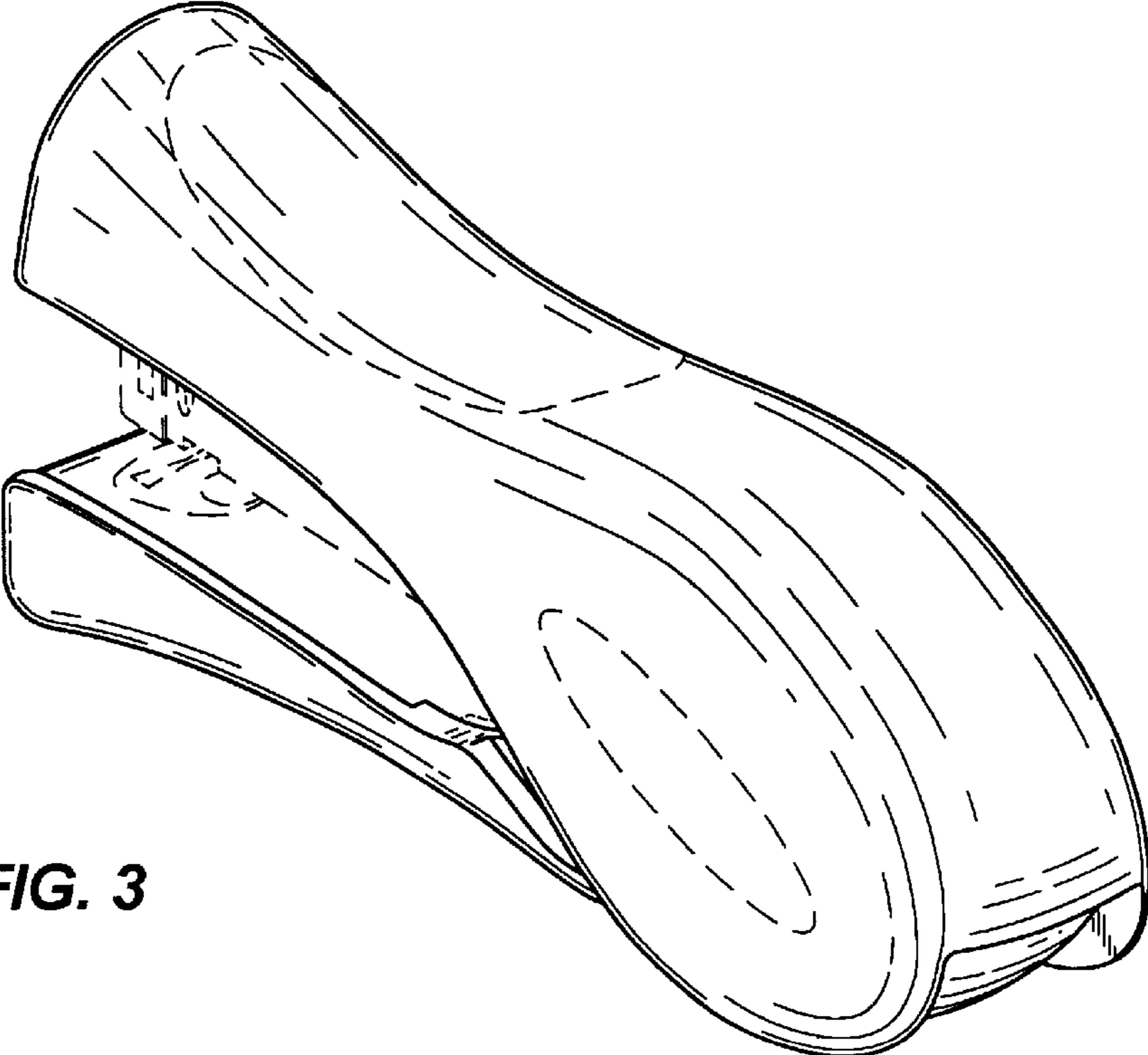


FIG. 3

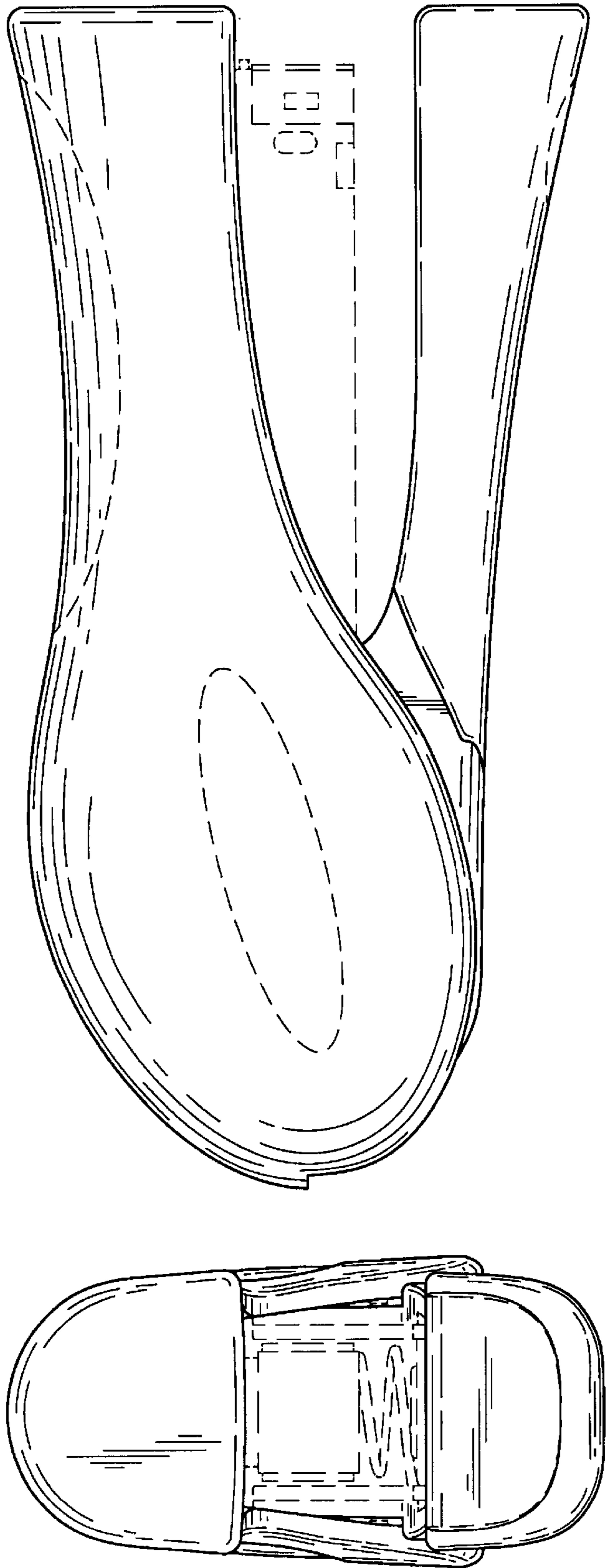


FIG. 5

FIG. 4




FIG. 6

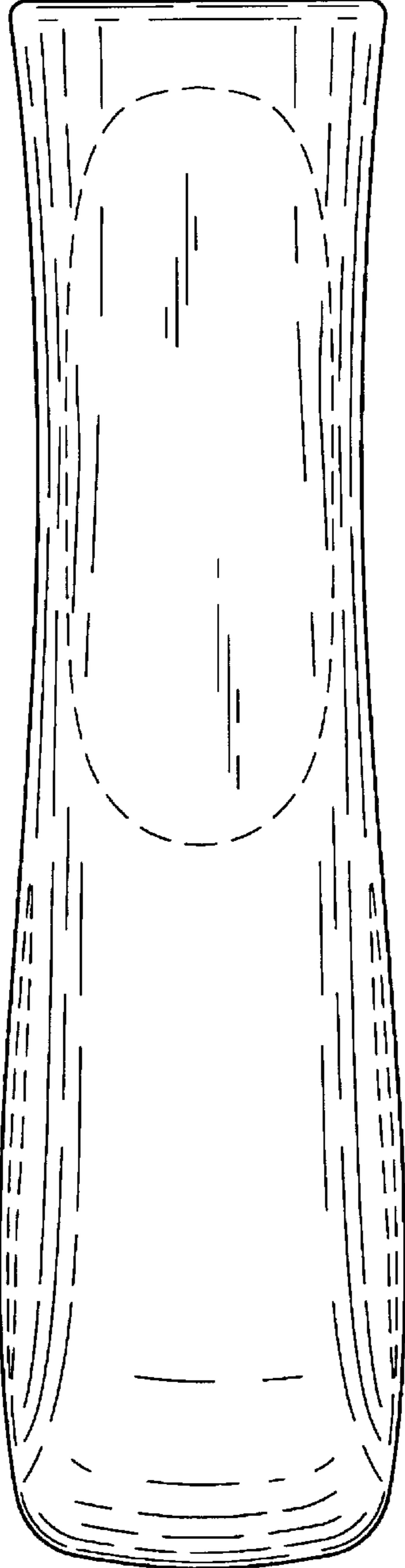


FIG. 7