



US00D529753S

(12) **United States Design Patent**  
**Lynch et al.**

(10) **Patent No.:** **US D529,753 S**  
(45) **Date of Patent:** **\*\* Oct. 10, 2006**

(54) **TOASTER**

(75) Inventors: **Nathan Lynch**, Fort Lauderdale, FL  
(US); **Aaron Hughes**, San Francisco,  
CA (US)

(73) Assignee: **Sunbeam Products, Inc.**, Boca Raton,  
FL (US)

(\*\*) Term: **14 Years**

(21) Appl. No.: **29/222,906**

(22) Filed: **Feb. 4, 2005**

(51) **LOC (8) Cl.** ..... **07-02**

(52) **U.S. Cl.** ..... **D7/330**

(58) **Field of Classification Search** ..... D7/323,  
D7/328-333, 385, 390, 340, 341, 346, 365,  
D7/367, 402, 405, 406, 407, 411; D13/158,  
D13/162, 162.1, 163; D21/525; 99/331, 332,  
99/357, 375, 385; 219/214, 388, 405, 443.1,  
219/450.1, 492

See application file for complete search history.

(56) **References Cited**

**U.S. PATENT DOCUMENTS**

D338,368 S \* 8/1993 Naft et al. .... D7/330  
D378,971 S \* 4/1997 Cruz ..... D7/330  
D415,924 S \* 11/1999 Powel ..... D7/330

D422,833 S \* 4/2000 Cruz et al. .... D7/330  
D432,345 S \* 10/2000 Saltet ..... D7/330  
D440,460 S \* 4/2001 Davis et al. .... D7/330  
D470,355 S \* 2/2003 Xie et al. .... D7/330  
D470,709 S \* 2/2003 Starr et al. .... D7/330  
D474,640 S \* 5/2003 Holderfield et al. .... D7/330  
D492,536 S \* 7/2004 Wong et al. .... D7/330  
D502,629 S \* 3/2005 Guyett et al. .... D7/330  
D509,702 S \* 9/2005 Picozza et al. .... D7/330

\* cited by examiner

*Primary Examiner*—Caron D. Veynar

*Assistant Examiner*—Ricky Pham

(74) *Attorney, Agent, or Firm*—Lawrence J. Shrupoff

(57) **CLAIM**


The ornamental design for a toaster, as shown.

**DESCRIPTION**

FIG. 1 is a right front top perspective view of a toaster;  
FIG. 2 is a left side elevational view thereof;  
FIG. 3 is a front elevational view thereof;  
FIG. 4 is a right side elevational view thereof;  
FIG. 5 is a rear elevational view thereof; and,  
FIG. 6 is a top plan view thereof.

The broken lines showing the control knobs are for illustrative purposes only and form no part of the claimed design.

**1 Claim, 6 Drawing Sheets**



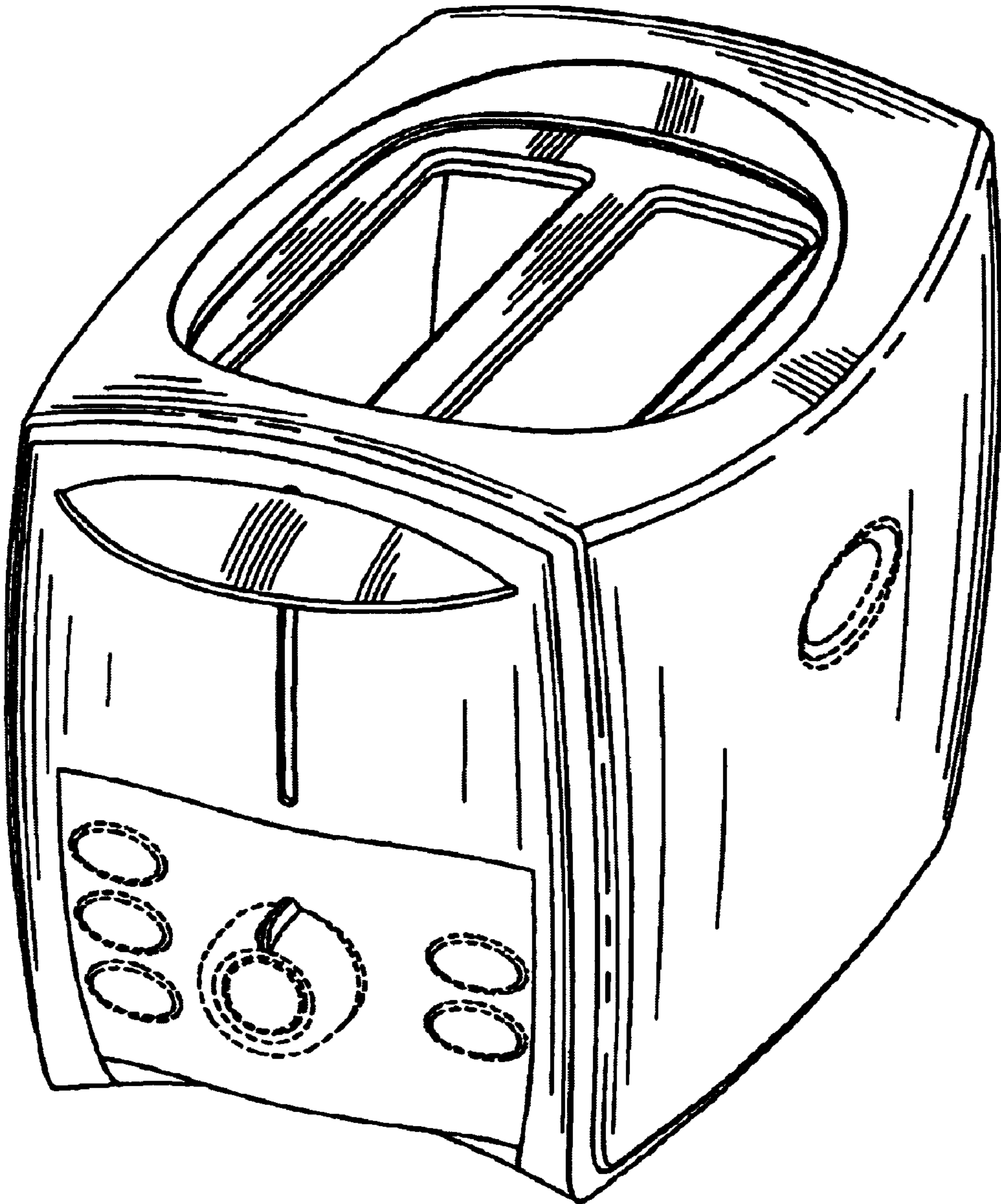


FIG 1

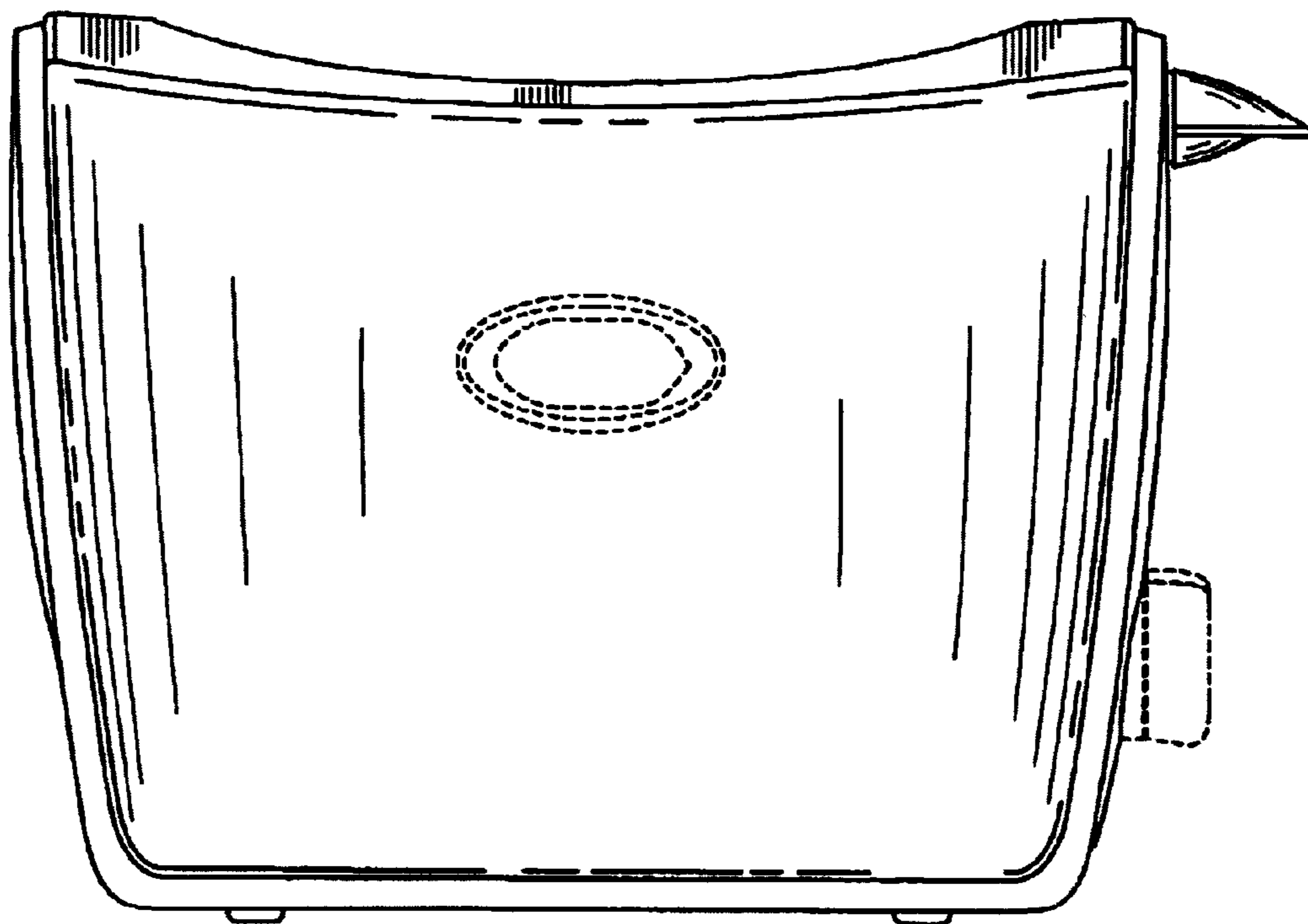


FIG 2

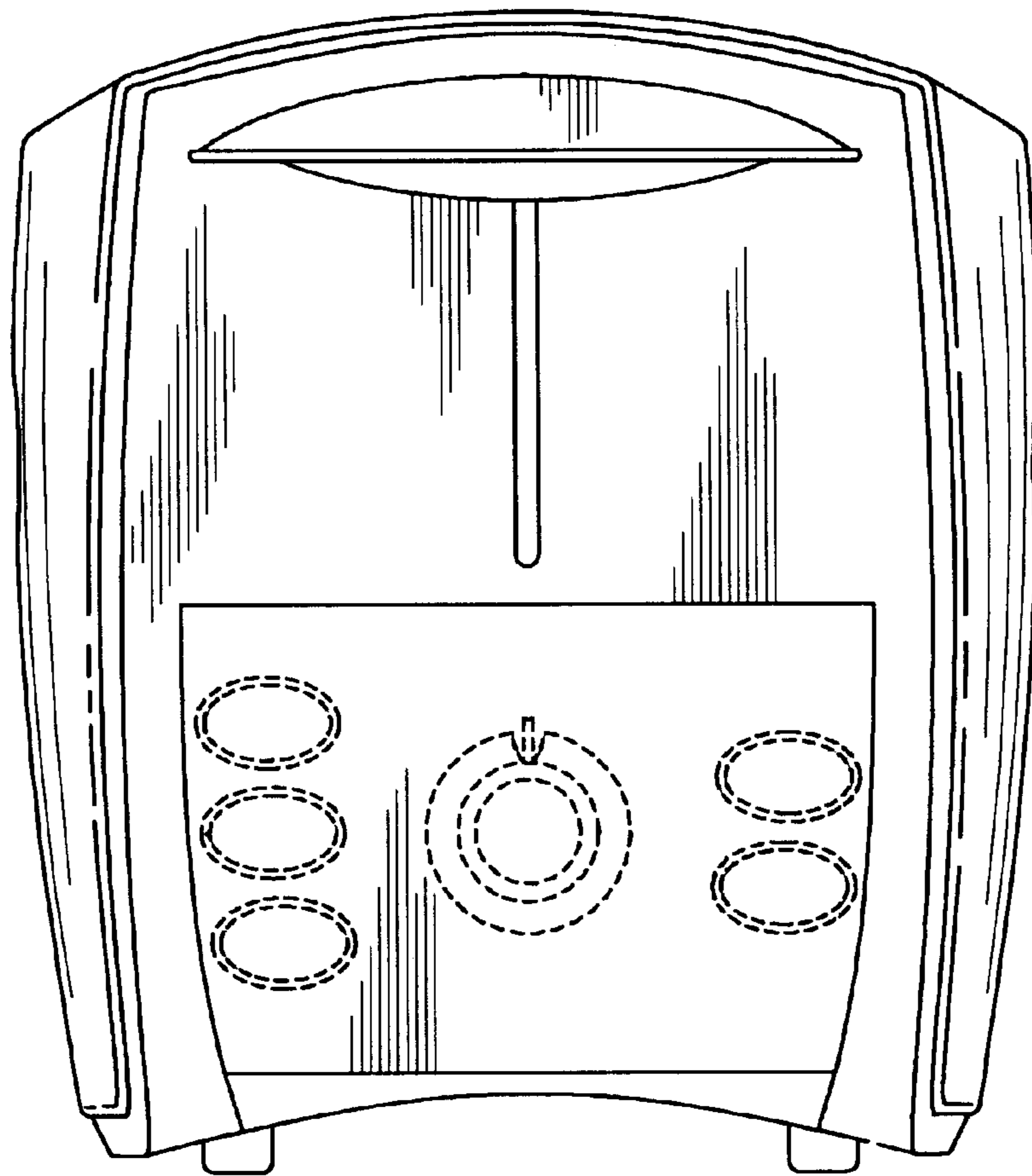


FIG 3

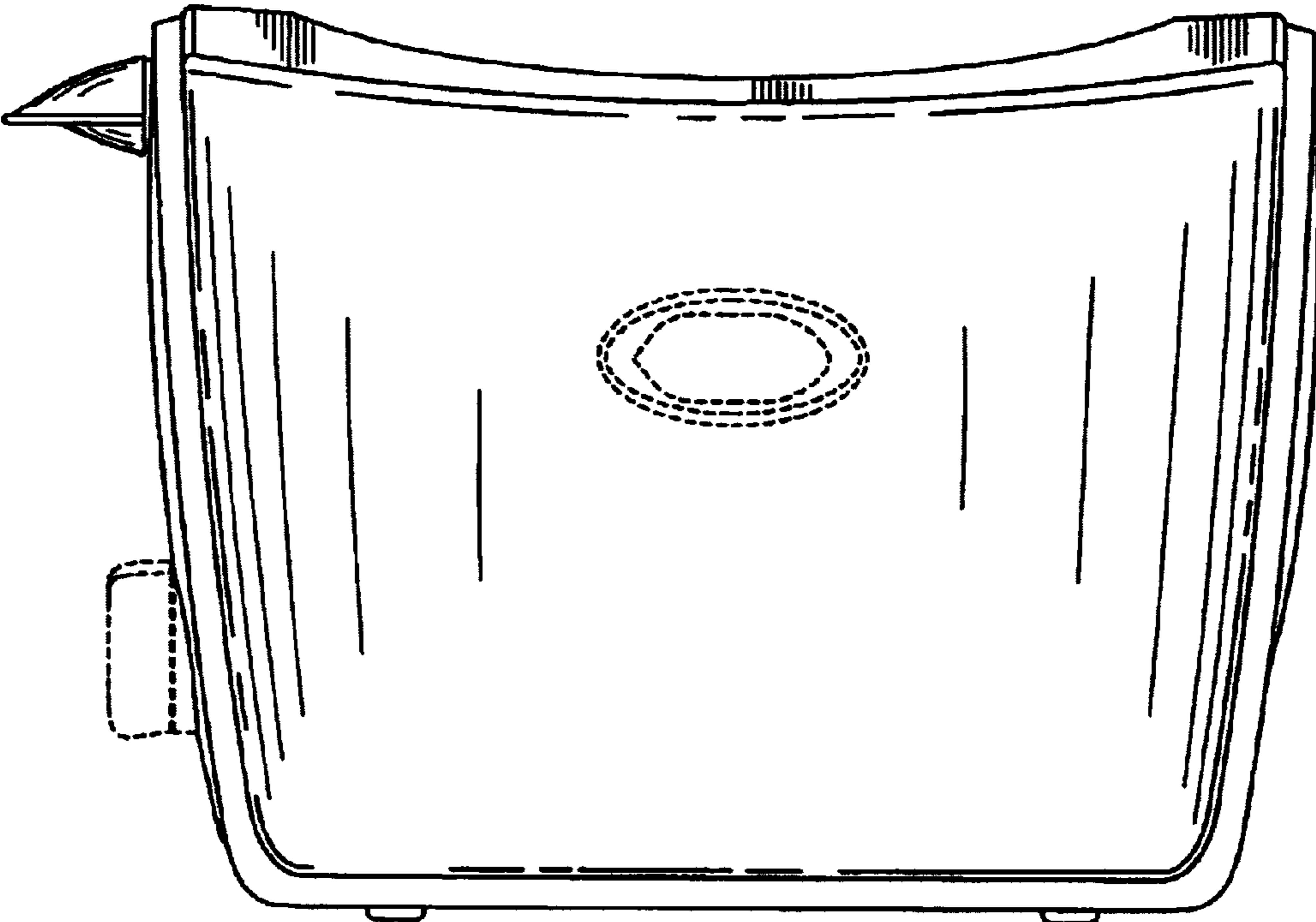


FIG 4

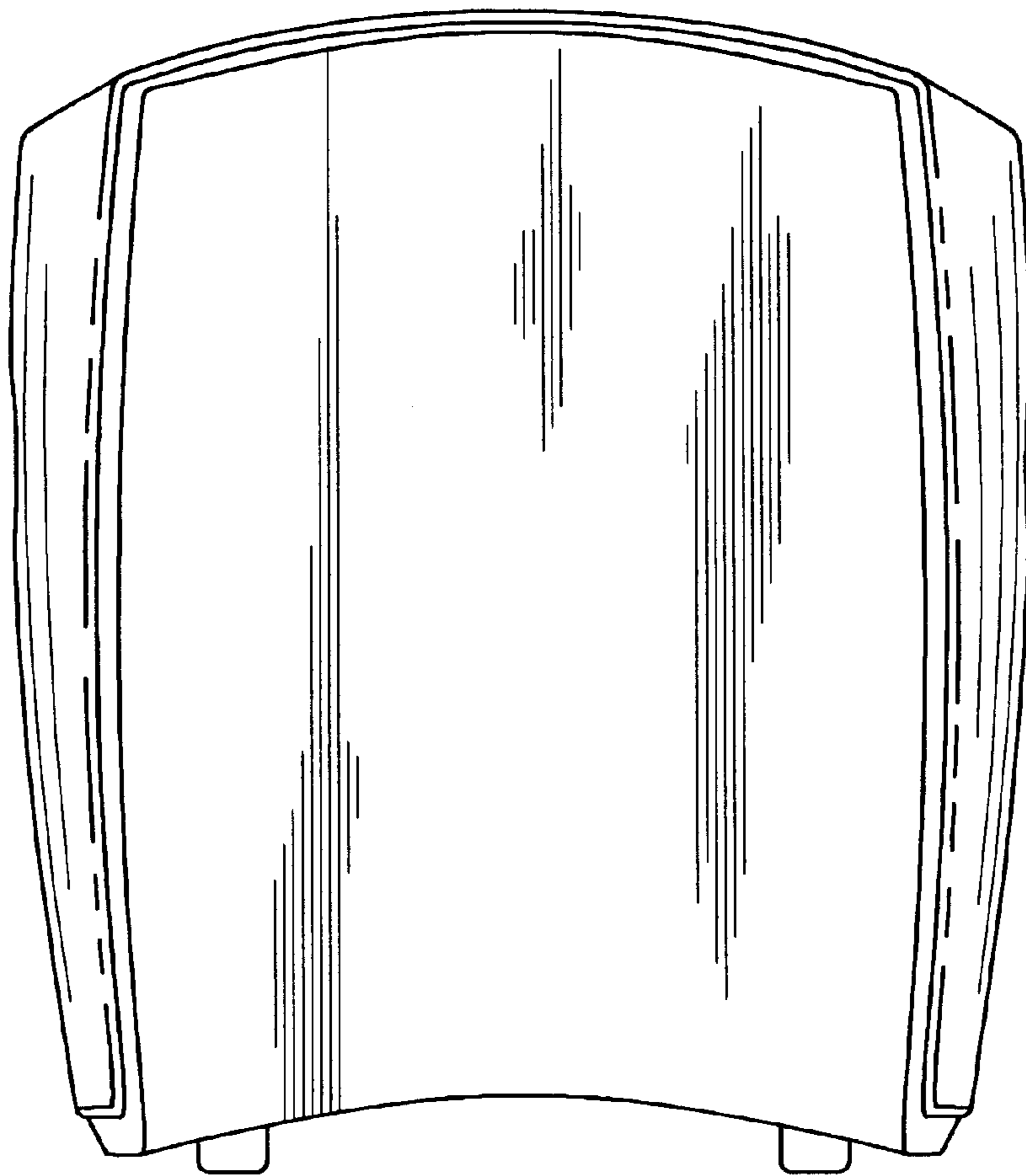


FIG 5

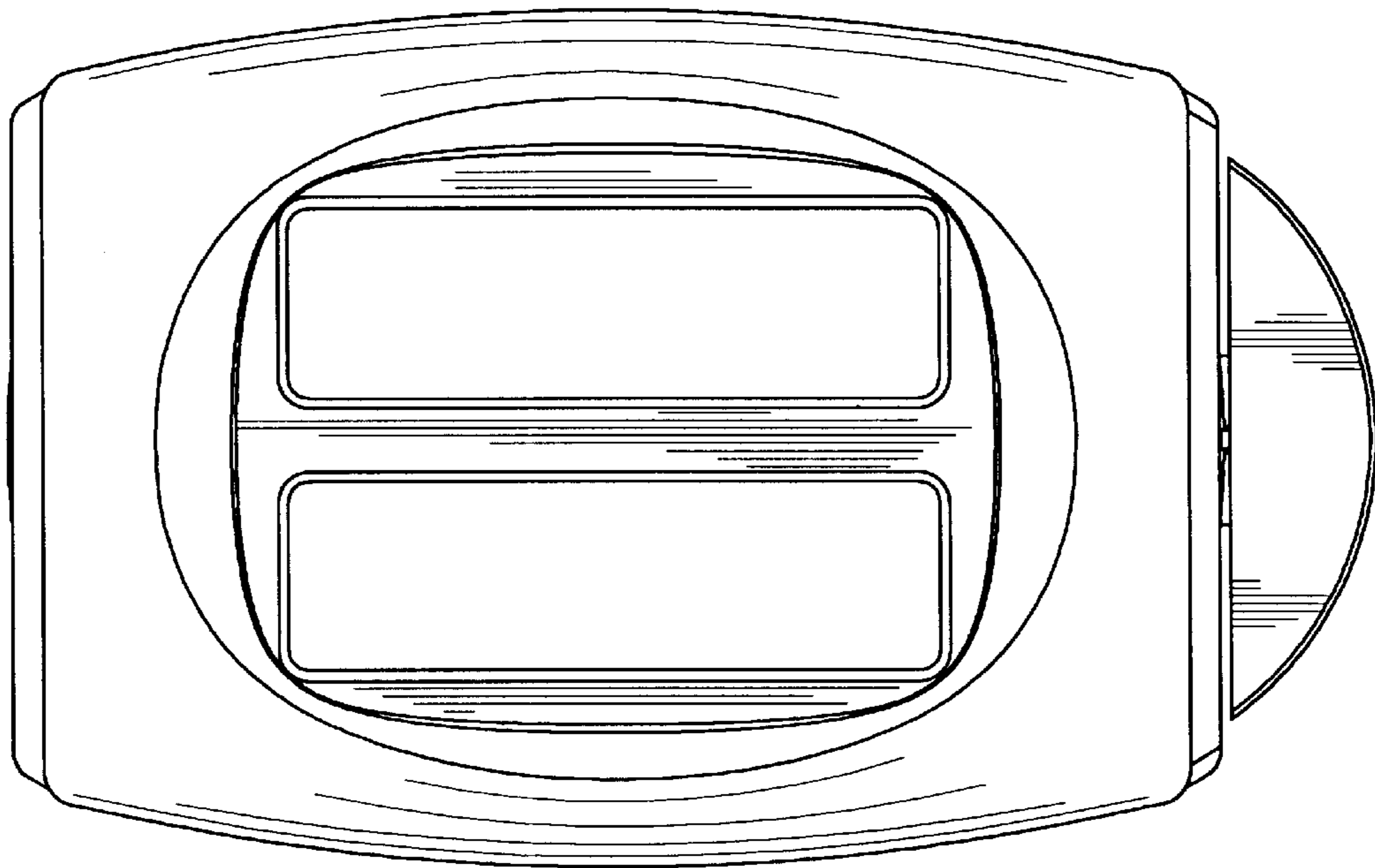


FIG 6