



US00D529745S

(12) **United States Design Patent**  
**Eskandry**

(10) **Patent No.:** **US D529,745 S**

(45) **Date of Patent:** **\*\* Oct. 10, 2006**

(54) **COMBINATORY PILLOW, SEAT CUSHION AND BLANKET**

(76) Inventor: **Ezra D. Eskandry**, 3802 NE. 207<sup>th</sup> St., TH-5, Aventura, FL (US) 33180

(\*\*) Term: **14 Years**

(21) Appl. No.: **29/235,479**

(22) Filed: **Aug. 2, 2005**

(51) **LOC (8) Cl.** ..... **06-09**

(52) **U.S. Cl.** ..... **D6/595**

(58) **Field of Classification Search** ..... D6/582, D6/595, 596, 601, 603; 5/417, 419, 420, 5/482, 655; D3/133, 247, 249; D19/27; 2/69.5, 2/84, 88, 89

See application file for complete search history.

(56) **References Cited**

**U.S. PATENT DOCUMENTS**

5,379,929	A	1/1995	Eskandry	224/312
5,481,768	A *	1/1996	Shink	5/482
5,516,018	A	5/1996	Eskandry	224/312
5,653,364	A	8/1997	Eskandry	224/312
5,901,375	A *	5/1999	Davis	2/84
D430,205	S	8/2000	Eskandry	D19/33
D430,397	S	9/2000	Eskandry	D3/290
D432,981	S	10/2000	Eskandry	D12/417
D433,064	S	10/2000	Eskandry	D19/78
D433,444	S	11/2000	Eskandry	D19/27
D434,366	S	11/2000	Eskandry	D12/417
D434,368	S	11/2000	Eskandry	D12/417
D434,803	S	12/2000	Eskandry	D19/78
D434,901	S	12/2000	Eskandry	D3/284
D435,511	S	12/2000	Eskandry	D12/417
D436,916	S	1/2001	Eskandry	D12/417
6,186,321	B1	2/2001	Eskandry	206/308.1
6,243,873	B1 *	6/2001	Aliff	2/88
D444,749	S	7/2001	Eskandry	D12/191
6,367,083	B1 *	4/2002	November	2/69.5
6,721,973	B1 *	4/2004	Cristiano	5/417
6,851,127	B1 *	2/2005	Khan	2/89

\* cited by examiner

*Primary Examiner*—Cathron C. Brooks

*Assistant Examiner*—Mary Ann Calabrese

(74) *Attorney, Agent, or Firm*—Robert C. Kain, Jr.; Feit Kain

(57) **CLAIM**

I claim the ornamental design for the combinatory pillow, seat cushion and blanket, as shown and described.

**DESCRIPTION**

FIG. 1 is a front view of a combinatory pillow, seat cushion and blanket in a compact, folded mode.

FIG. 2 is a rear view of the combinatory pillow, seat cushion and blanket in the compact, folded mode shown in FIG. 1.

FIG. 3 is a top view of the combinatory pillow, seat cushion and blanket in the compact, folded mode shown in FIG. 1.

FIG. 4 is a bottom view of the combinatory pillow, seat cushion and blanket in the compact, folded mode shown in FIG. 1.

FIG. 5 is a right side view of the combinatory pillow, seat cushion and blanket in the compact, folded mode shown in FIG. 1.

FIG. 6 is a left side view of the combinatory pillow, seat cushion and blanket in the compact, folded mode shown in FIG. 1.

FIG. 7 is a front view of a combinatory pillow, seat cushion and blanket in an expanded, unfolded mode.

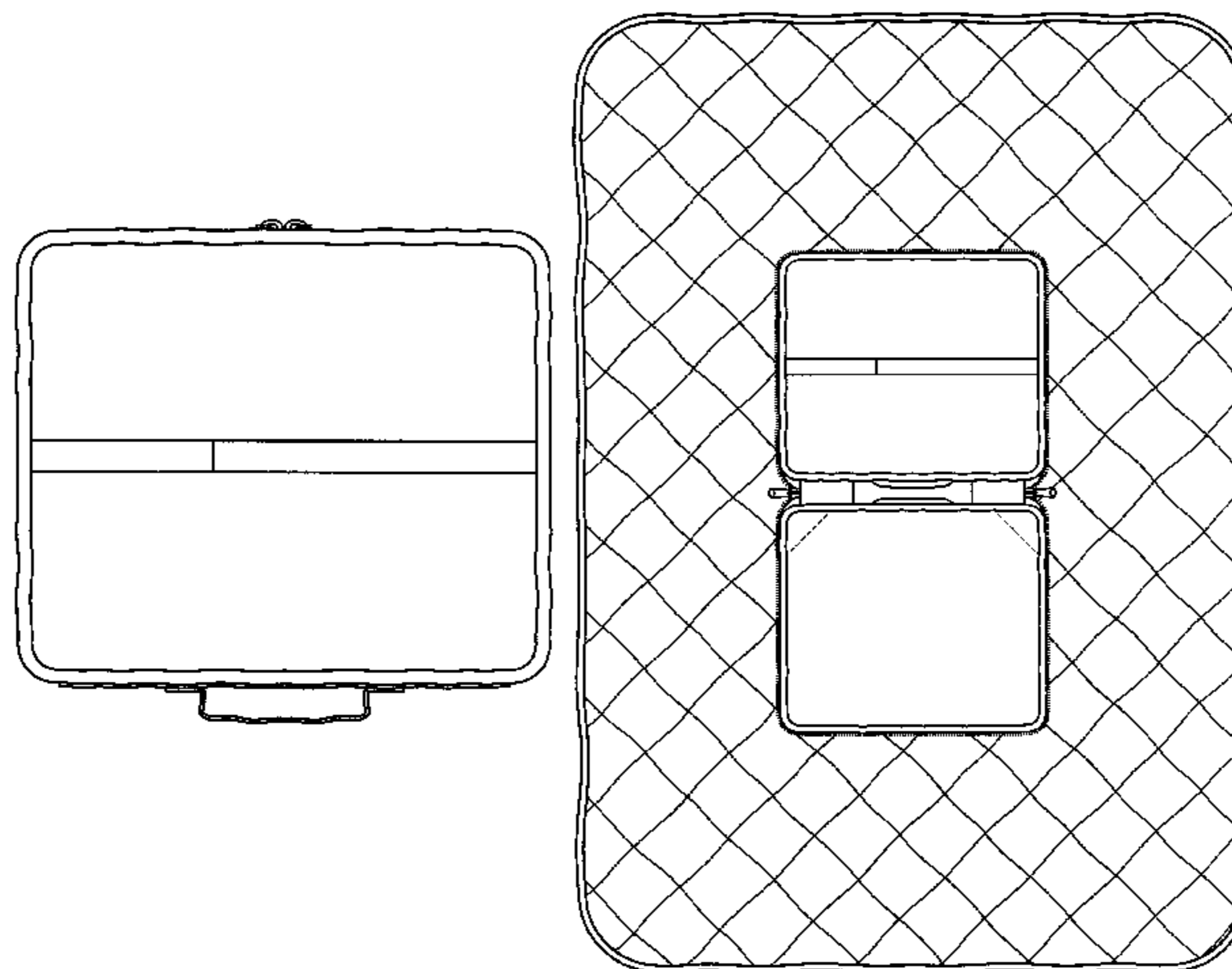
FIG. 8 is a rear view of the combinatory pillow, seat cushion and blanket in an expanded, unfolded mode shown in FIG. 7.

FIG. 9 is a top view of the combinatory pillow, seat cushion and blanket in an expanded, unfolded mode shown in FIG. 7 (the bottom view begin a mirror image of the top view); and,

FIG. 10 is a right side view of the combinatory pillow, seat cushion and blanket in an expanded, unfolded mode shown in FIG. 7 (the left side view being a mirror image of the right side view).

In the drawings, the broken lines represent stitching forming part of the claimed design.

**1 Claim, 4 Drawing Sheets**






FIG. 1




FIG. 2

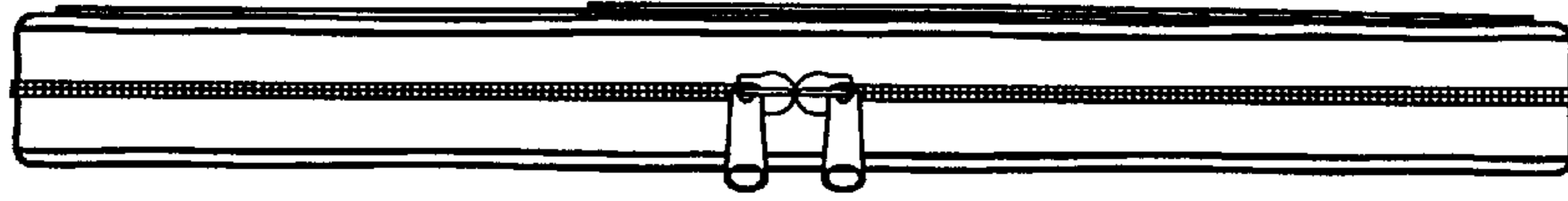


FIG. 3




FIG. 4



FIG. 5

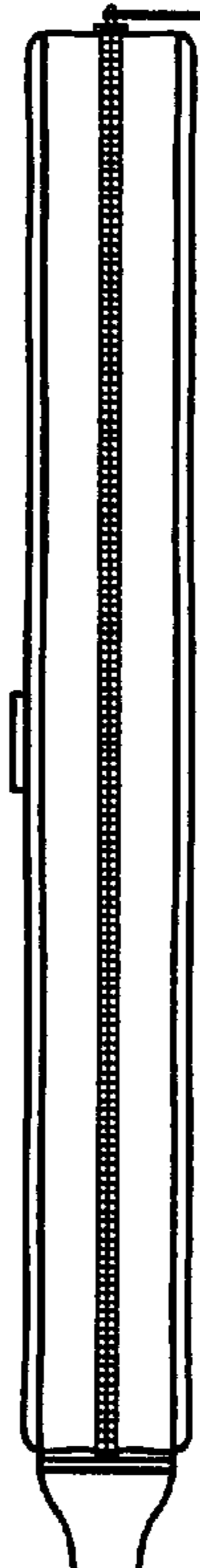


FIG. 6




FIG. 7

FIG. 9






FIG. 8



FIG. 10