



US00D529725S

(12) **United States Design Patent**
Roberson

(10) **Patent No.:** **US D529,725 S**

(45) **Date of Patent:** **** Oct. 10, 2006**

(54) **TIE AND POCKET SQUARE HOLDER**

(76) Inventor: **Harvey Roberson**, 4148 Silverleaf Dr.,
Ypsilanti, MI (US) 48197

(**) Term: **14 Years**

(21) Appl. No.: **29/244,109**

(22) Filed: **Dec. 5, 2005**

(51) **LOC (8) Cl.** **06-06**

(52) **U.S. Cl.** **D6/319**

(58) **Field of Classification Search** D6/315,
D6/317-319, 323, 326; 223/85, 87-88, 90-93,
223/95-98, DIG. 1-DIG. 3; 211/1, 13.1,
211/85.3, 119, 123

See application file for complete search history.

(56) **References Cited**

U.S. PATENT DOCUMENTS

- 2,506,510 A * 5/1950 Longwell et al. 223/91
- 3,352,430 A * 11/1967 McAtee 211/119
- D310,920 S * 10/1990 Eichler D6/326
- D320,502 S * 10/1991 Haines D6/315
- D321,789 S * 11/1991 Martorella D6/315

- D368,375 S * 4/1996 Canther D6/317
- D417,556 S * 12/1999 Schell D6/315
- D433,821 S * 11/2000 Brutus et al. D6/317
- D493,288 S * 7/2004 Van Diepen et al. D6/315

* cited by examiner

Primary Examiner—Nanda Bondade

Assistant Examiner—Shanda C. Hill

(74) *Attorney, Agent, or Firm*—Barbara M. Burns

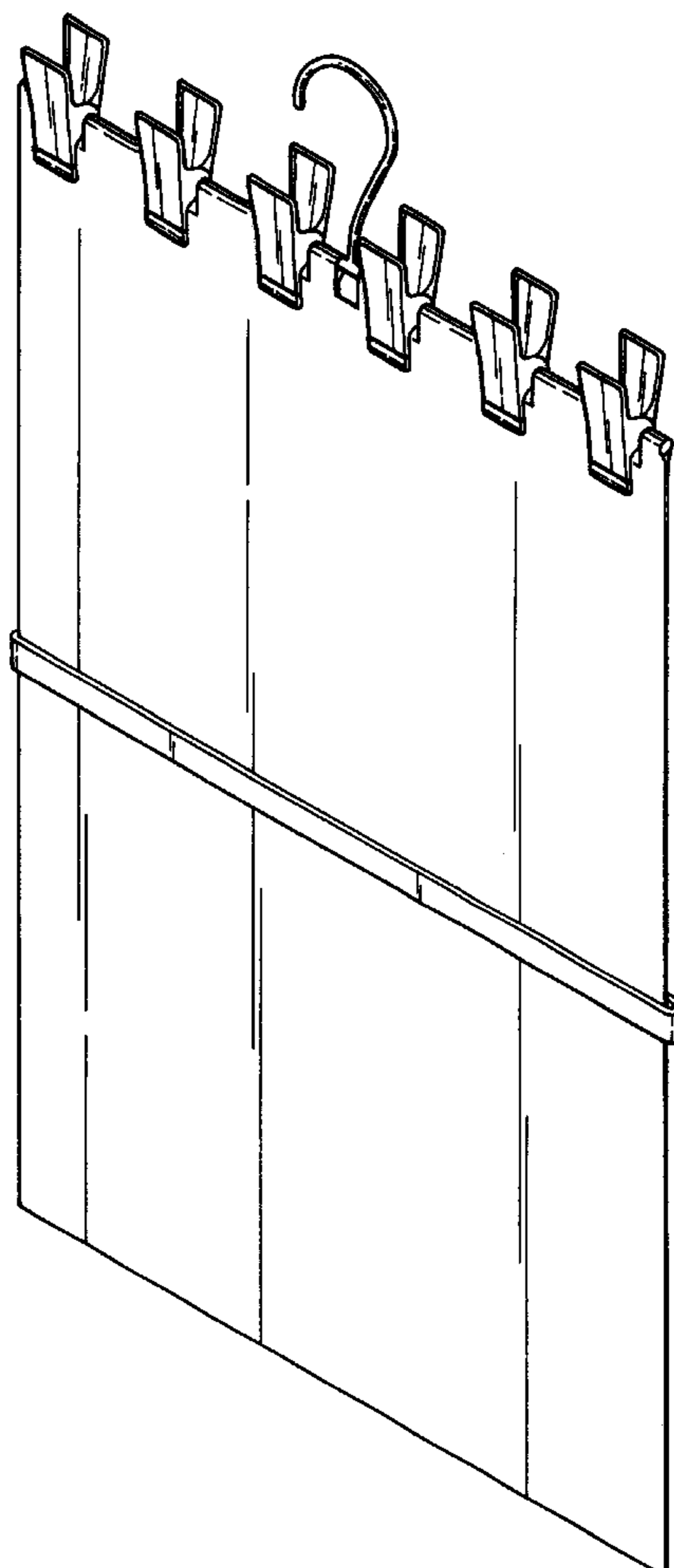
(57) **CLAIM**

The ornamental design for a tie and pocket square holder, as shown and described.

DESCRIPTION

FIG. 1 is a front perspective view of a tie and pocket square holder showing my new design;
 FIG. 2 is a front elevational view thereof;
 FIG. 3 is a back elevational view thereof;
 FIG. 4 is a right side elevational view thereof;
 FIG. 5 is a left side elevational view thereof;
 FIG. 6 is a top plan view thereof; and,
 FIG. 7 is a bottom plan view thereof.

1 Claim, 4 Drawing Sheets



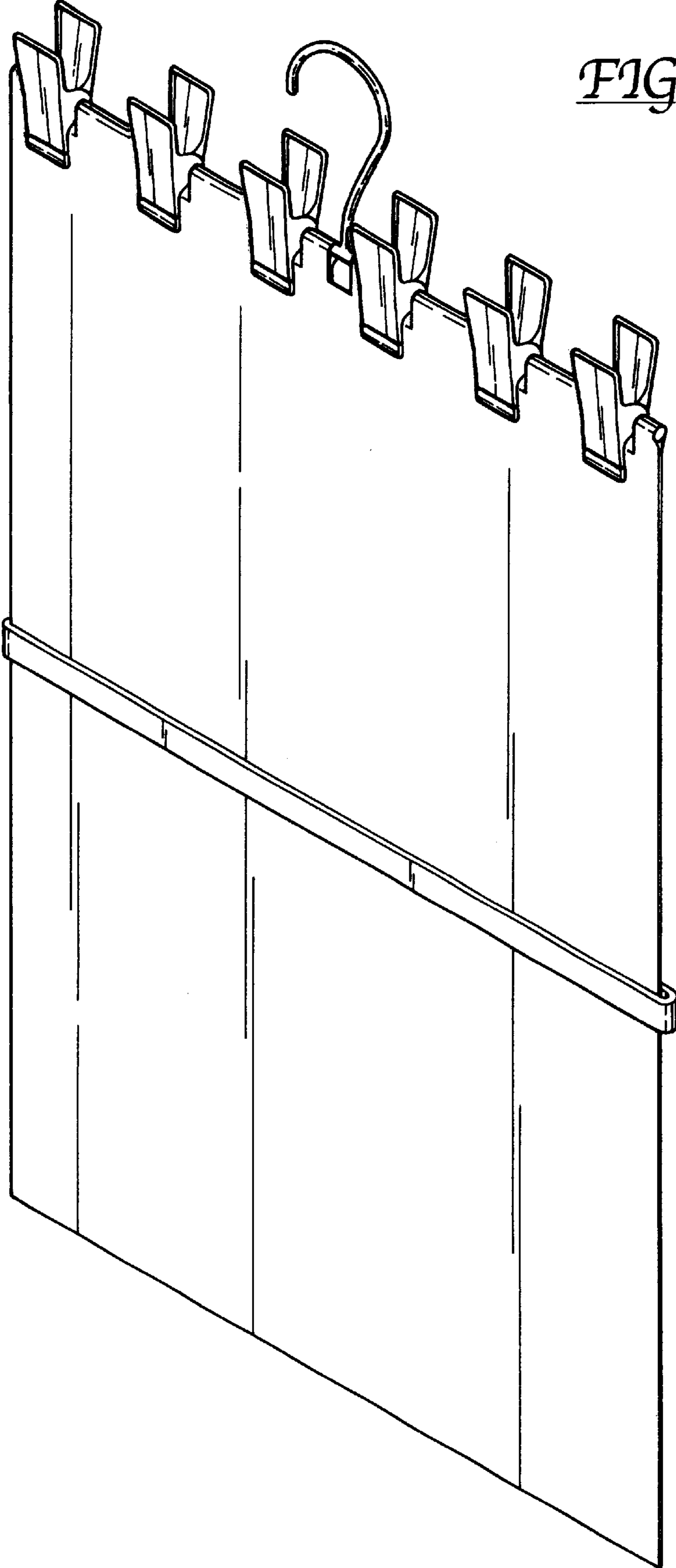


FIG 1

FIG 2

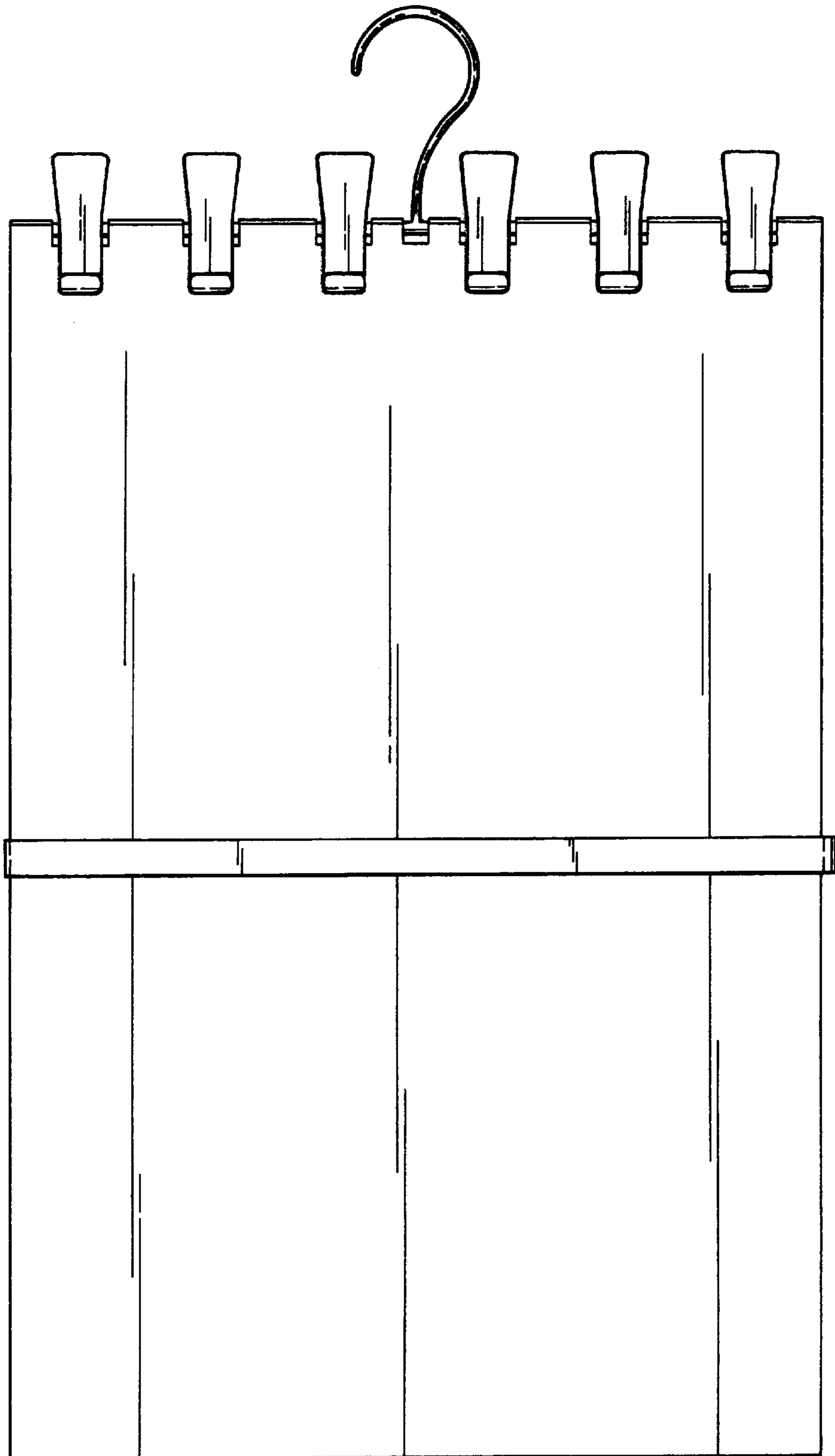


FIG 3

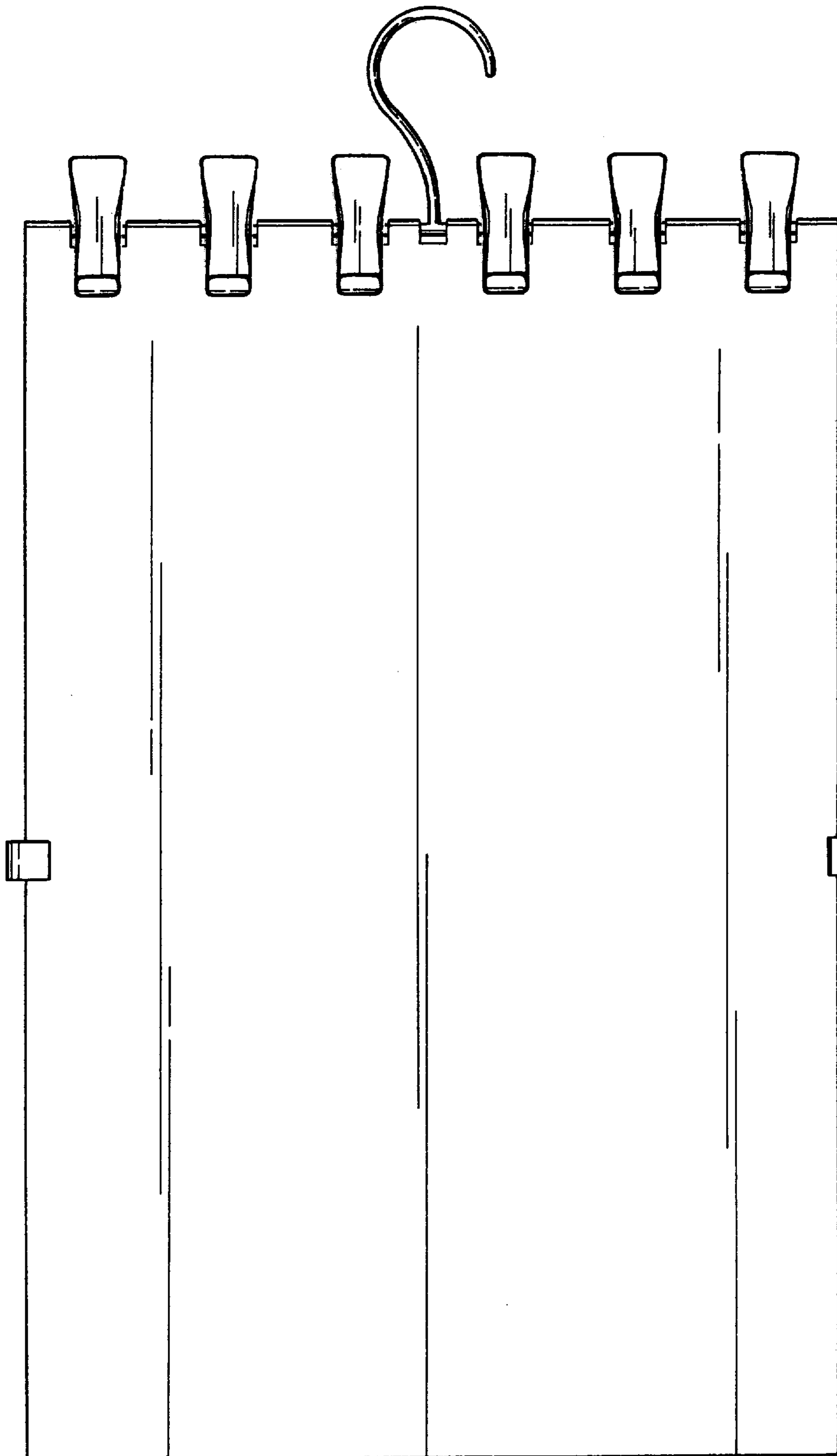


FIG 4 FIG 5

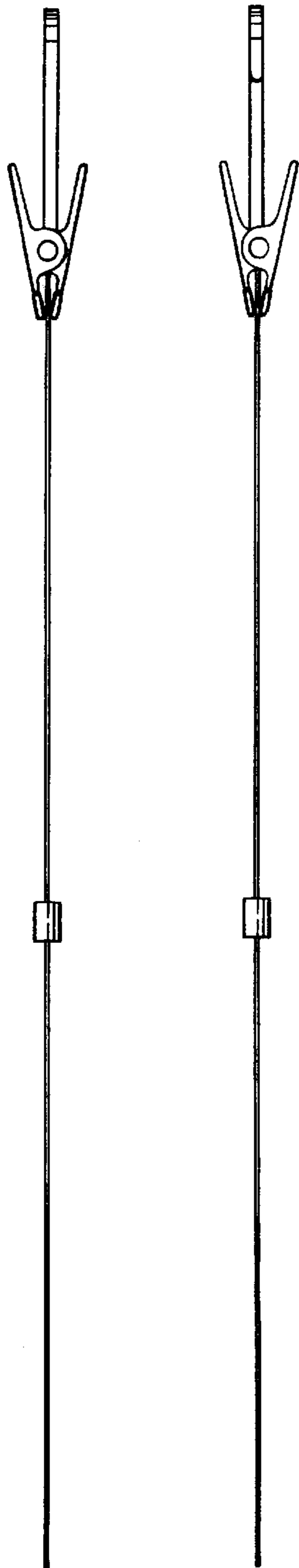


FIG 6

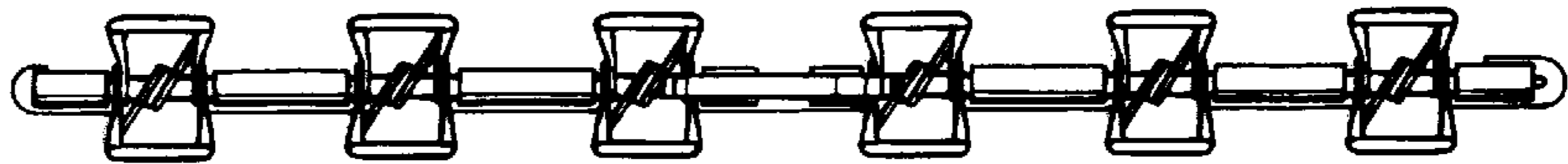


FIG 7

