

US00D529724S

(12) **United States Design Patent**  
**Mohundro**

(10) **Patent No.:** **US D529,724 S**

(45) **Date of Patent:** **\*\* Oct. 10, 2006**

(54) **MIRROR**

(76) Inventor: **James Glenn Mohundro**, 3F-4 No.  
161, Kung-I Road, Taichung (TW), 403

(\*\*) Term: **14 Years**

(21) Appl. No.: **29/224,875**

(22) Filed: **Mar. 9, 2005**

(51) **LOC (8) Cl.** ..... **06-07**

(52) **U.S. Cl.** ..... **D6/309**

(58) **Field of Classification Search** ..... D6/300-303,  
D6/309-314, 444; 40/700, 711, 714-716,  
40/722, 745, 747, 749, 780, 790, 798, 757;  
D28/64.1, 64.3

See application file for complete search history.

(56) **References Cited**

**U.S. PATENT DOCUMENTS**

D39,638 S \* 10/1908 Eustis ..... D6/309  
D101,782 S \* 11/1936 Krick ..... D6/428

D110,833 S \* 8/1938 Curtis ..... D12/537  
D394,159 S \* 5/1998 Leung ..... D6/309  
D483,574 S \* 12/2003 Wanek et al. .... D6/309  
D487,200 S \* 3/2004 Wanek et al. .... D6/444

\* cited by examiner

*Primary Examiner*—Janice E. Seeger  
*Assistant Examiner*—Sydney R. Buffalow


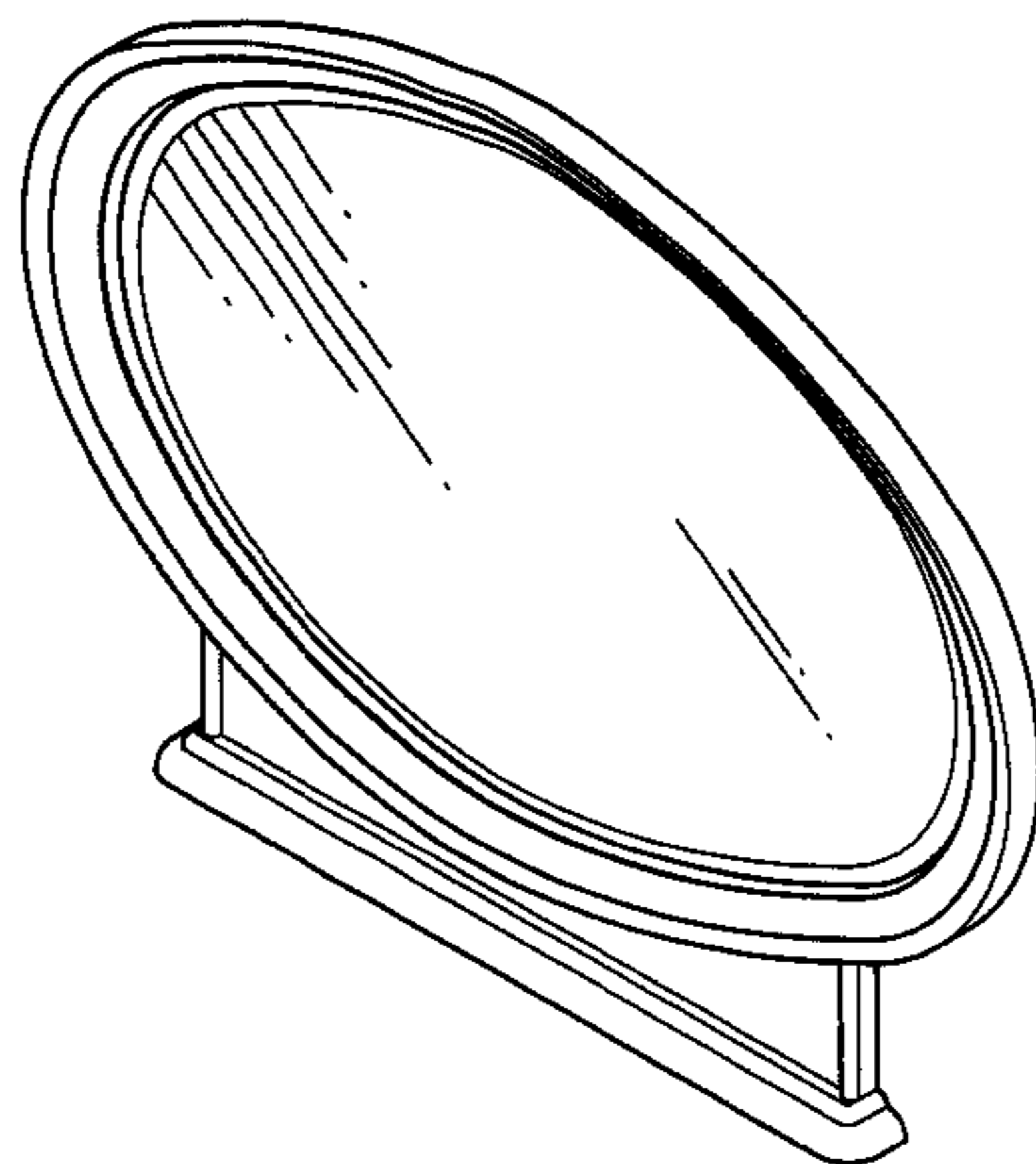
(57) **CLAIM**

The ornamental design for a mirror, as shown and described.

**DESCRIPTION**

FIG. 1 is a perspective view of a mirror, showing my new design;  
FIG. 2 is a front elevational view thereof;  
FIG. 3 is a rear elevational view thereof;  
FIG. 4 is a left elevational view thereof;  
FIG. 5 is a right elevational view thereof;  
FIG. 6 is a top plan view thereof; and,  
FIG. 7 is a bottom plan view thereof.

**1 Claim, 5 Drawing Sheets**



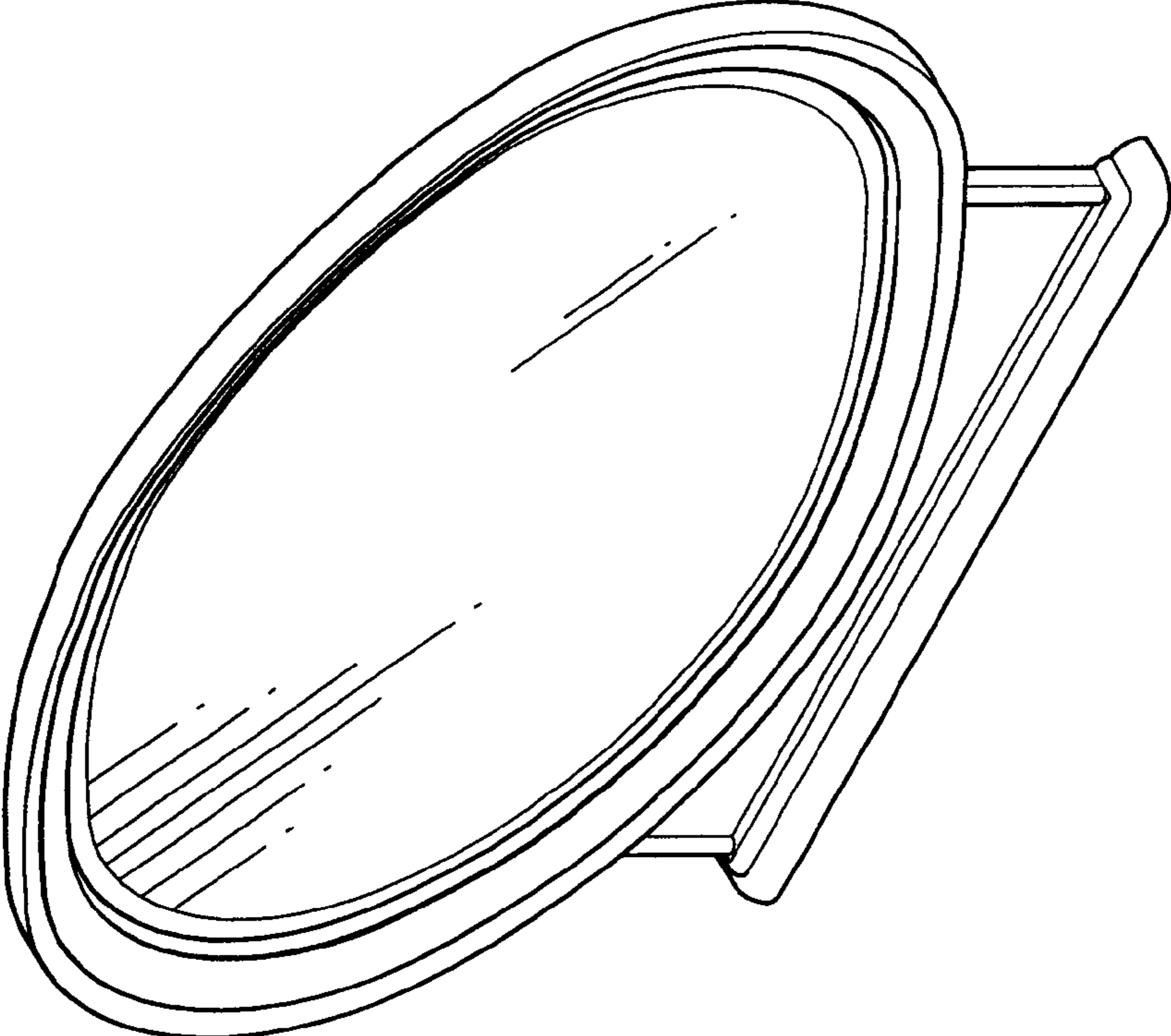


FIG.1

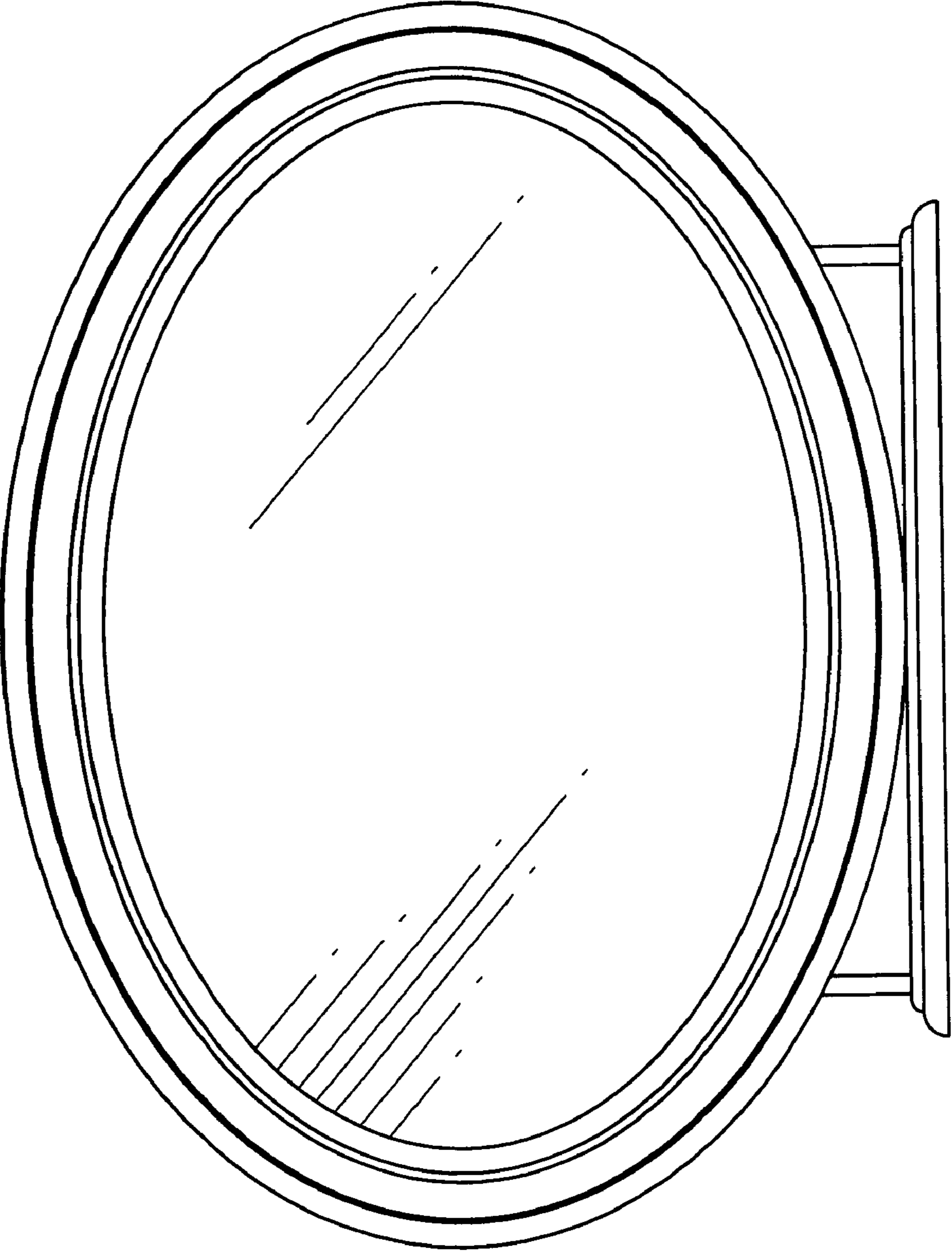


FIG. 2

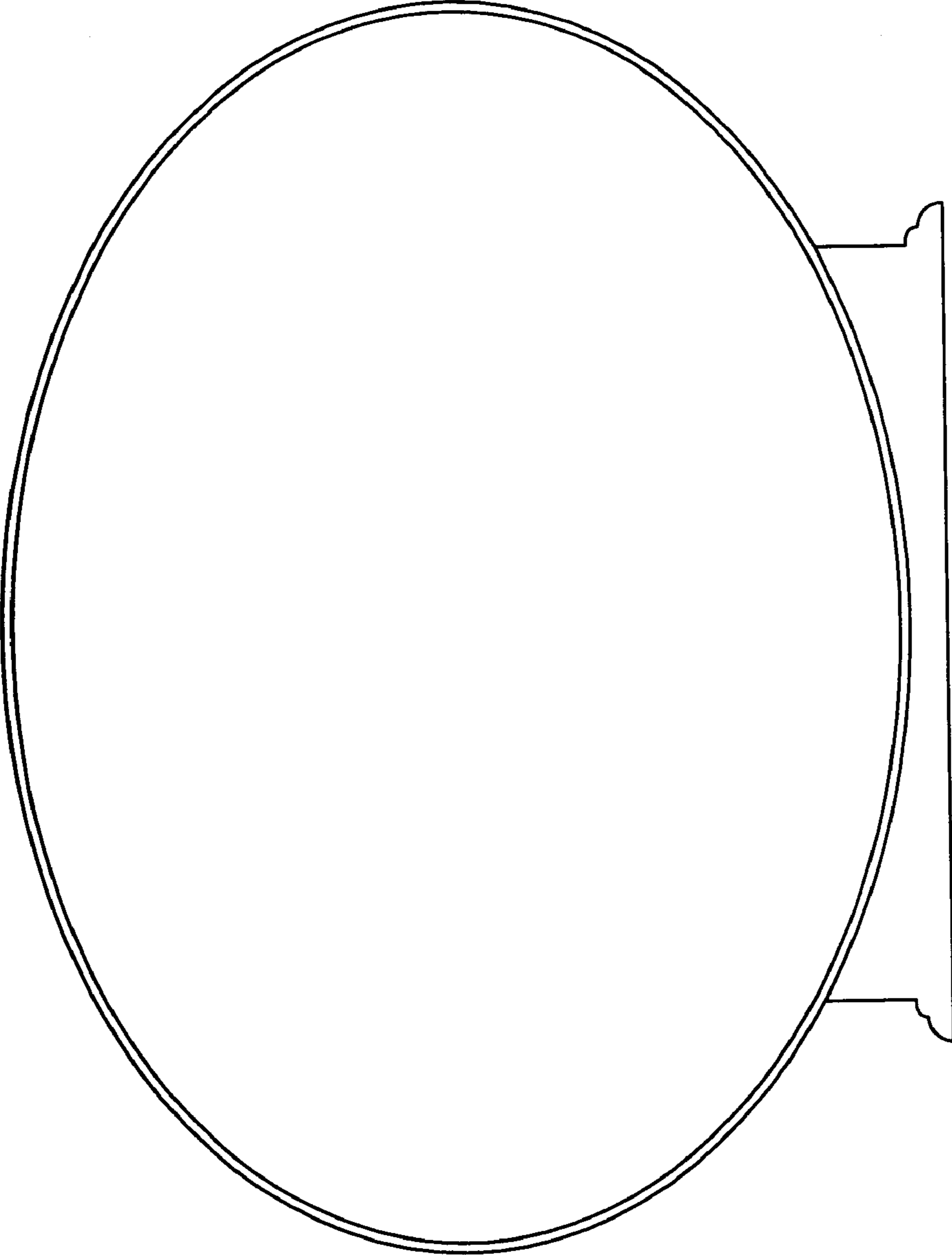


FIG.3

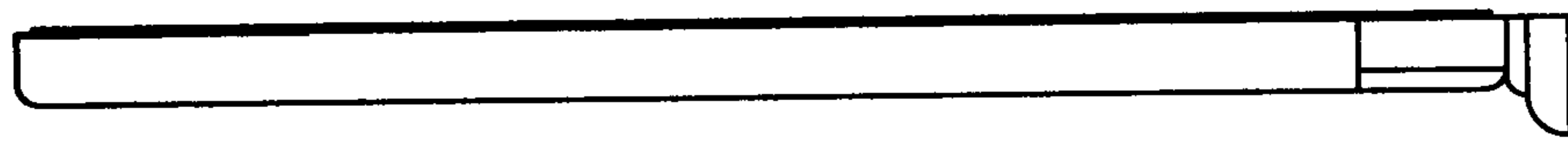


FIG. 5

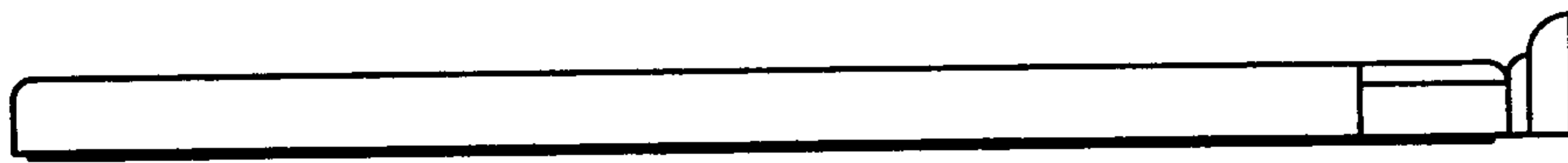


FIG. 4



FIG. 6



FIG. 7