



US00D529720S

(12) **United States Design Patent**
Chang

(10) **Patent No.:** **US D529,720 S**

(45) **Date of Patent:** **** Oct. 10, 2006**

(54) **HAIR BRUSH HANDLE**

(75) Inventor: **Kyeh-Bong Chang**, Seoul (KR)

(73) Assignee: **Zuna Corporation**, Seoul (KR)

(**) Term: **14 Years**

(21) Appl. No.: **29/218,309**

(22) Filed: **Dec. 1, 2004**

(30) **Foreign Application Priority Data**

Jun. 11, 2004 (KR) 30-2004-0017500

(51) **LOC (8) Cl.** **04-02**

(52) **U.S. Cl.** **D4/138**

(58) **Field of Classification Search** D4/127,
D4/132-134, 136, 138; D7/393, 395, 401.2;
D8/107, DIG. 4, DIG. 7, DIG. 8; 15/143.1,
15/145, 159.1, 160, 176.1, 186-188; 16/110.1,
16/430, DIG. 12, DIG. 19; 81/177.1, 489,
81/492

See application file for complete search history.

(56) **References Cited**

U.S. PATENT DOCUMENTS

D100,225 S * 6/1936 Porter D4/132
D459,586 S * 7/2002 Cummings et al. D4/118

D460,318 S * 7/2002 Richied et al. D7/395
D504,797 S * 5/2005 Lu D7/395
D505,791 S * 6/2005 Chang D4/138

* cited by examiner

Primary Examiner—Alan P. Douglas

Assistant Examiner—Lavone D. Tabor

(74) *Attorney, Agent, or Firm*—Birch, Stewart, Kolasch & Birch, LLP

(57) **CLAIM**

The ornamental design for a hair brush handle, as shown and described.

DESCRIPTION

FIG. 1 is a perspective view of the hair brush handle showing my new design;
FIG. 2 is a front elevational view thereof;
FIG. 3 is a rear elevational view thereof;
FIG. 4 is a left side elevational view thereof;
FIG. 5 is a right side elevational view thereof;
FIG. 6 is a top plan view thereof;
FIG. 7 is a bottom plan view thereof; and,
FIG. 8 is a perspective view of the hair brush handle showing my new design, the broken line portion forming no part of the claimed design.

1 Claim, 5 Drawing Sheets

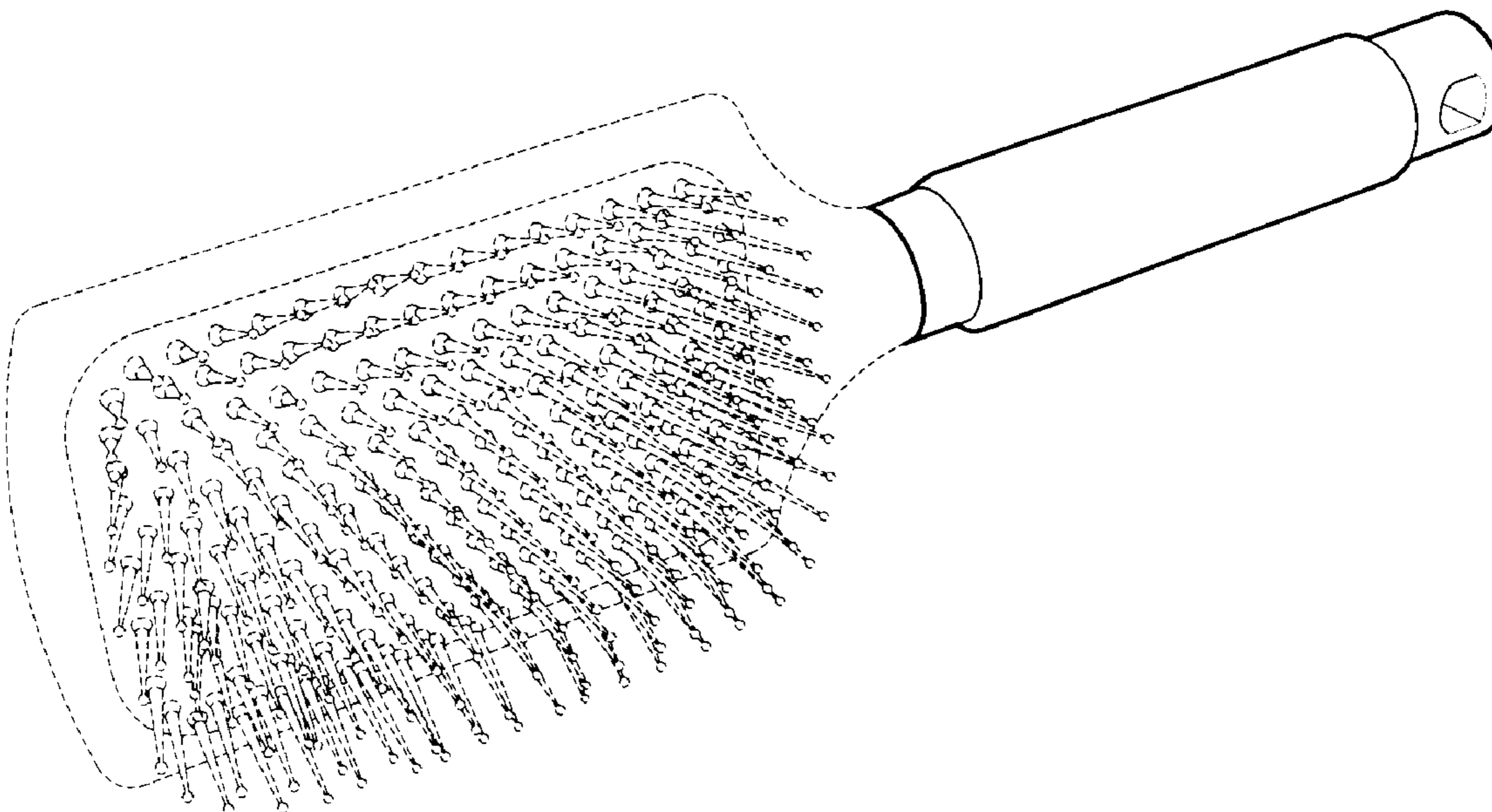


FIG. 1

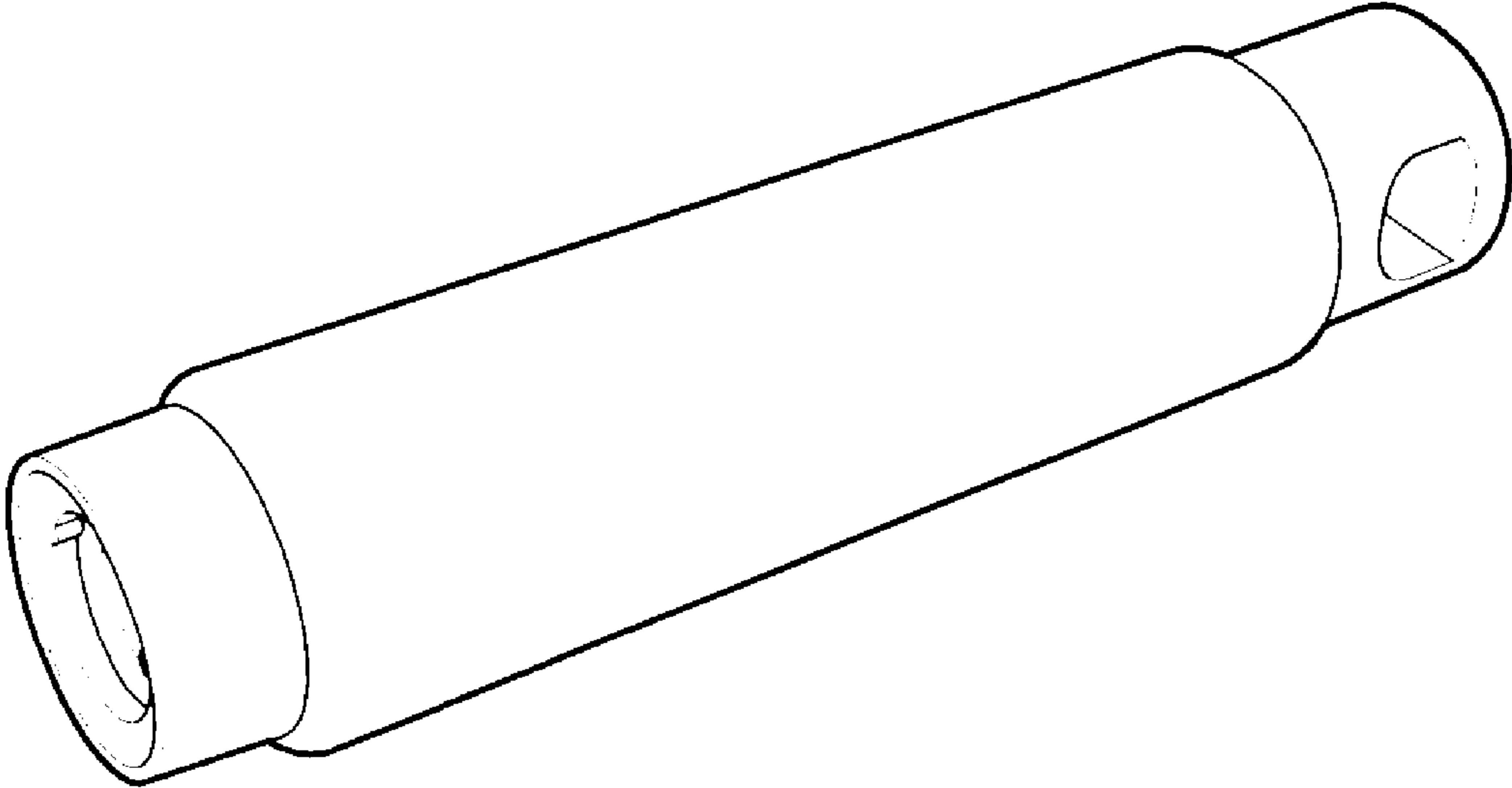


FIG. 2




FIG. 3




FIG. 4

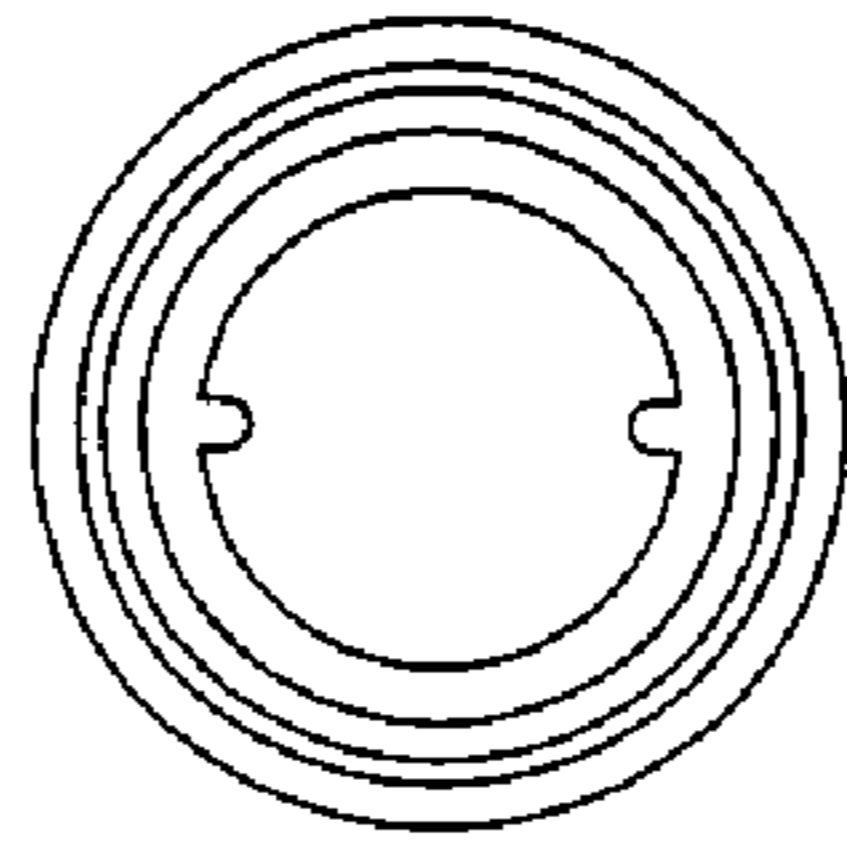


FIG. 5

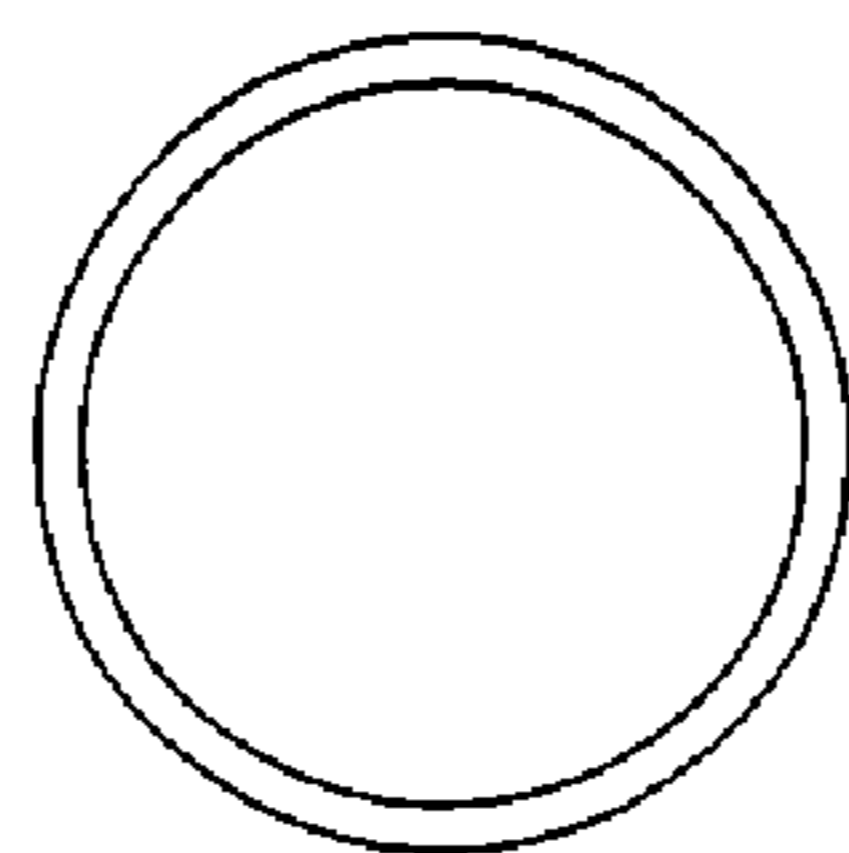


FIG. 6




FIG. 7




FIG. 8

