



US00D529696S

(12) **United States Design Patent**
Cockrell

(10) **Patent No.:** **US D529,696 S**
(45) **Date of Patent:** **** Oct. 10, 2006**

(54) **SLIP RESISTANT SOLE**
(75) Inventor: **John Cockrell**, Greensboro, NC (US)
(73) Assignee: **Shoes for Crews, Inc.**, West Palm Beach, FL (US)
(**) Term: **14 Years**
(21) Appl. No.: **29/207,652**
(22) Filed: **Jun. 15, 2004**
(51) **LOC (8) Cl.** **02-04**
(52) **U.S. Cl.** **D2/959; D2/951; D2/953; D2/957; D2/960**
(58) **Field of Classification Search** D2/902, D2/946-949, 951-960; 36/3 B, 22 R, 24.5, 36/25 R, 28, 32 R, 34 R, 67 A, 59 C
See application file for complete search history.

D366,952 S 2/1996 Pyle
D370,993 S 6/1996 Mangee
D373,896 S 9/1996 Parker
D388,594 S * 1/1998 Turner et al. D2/951
D389,995 S 2/1998 Cockrell
D394,342 S 5/1998 Schneider
D401,743 S 12/1998 Wunsch
D402,451 S * 12/1998 Wunsch D2/959
D405,944 S 2/1999 Sessa
D412,239 S 7/1999 Sorofiman
D412,394 S 8/1999 Loveder
D414,317 S 9/1999 Lubart
D424,793 S 5/2000 Lubart
D433,792 S 11/2000 Cockrell
D445,243 S 7/2001 Cockrell
D446,912 S 8/2001 Cockrell
D446,914 S 8/2001 Cockrell
D446,915 S 8/2001 Cockrell
D446,916 S 8/2001 Cockrell
D447,326 S 9/2001 Cockrell
D462,828 S * 9/2002 Merceron D2/956
D498,351 S * 11/2004 Morgan D2/959

(56) **References Cited**

U.S. PATENT DOCUMENTS

D16,018 S * 4/1885 Elliot D2/959
354,693 A 12/1886 Dick
D51,644 S 1/1918 Johnson
1,650,466 A 11/1927 Righter
D98,954 S * 3/1936 Morgan D2/897
D117,831 S 11/1939 Johnson
D119,266 S 3/1940 Johnson
2,580,840 A 1/1952 Rogndal
D196,490 S 10/1963 Papoutsy
3,616,552 A 11/1971 Knifflin
D259,823 S 7/1981 Greenlee
D307,817 S * 5/1990 Schneider D2/959
D316,627 S 5/1991 Schneider
5,168,643 A 12/1992 Laurain
5,203,792 A 4/1993 Kaiser
D335,572 S 5/1993 Peterson
D341,709 S * 11/1993 Hatfield et al. D2/953
D346,480 S 5/1994 Davidson
D356,885 S 4/1995 Poole, Jr.
D362,745 S 10/1995 Skrivanek

* cited by examiner

Primary Examiner—Celia A. Murphy
(74) *Attorney, Agent, or Firm*—McHale & Slavin, P.A.

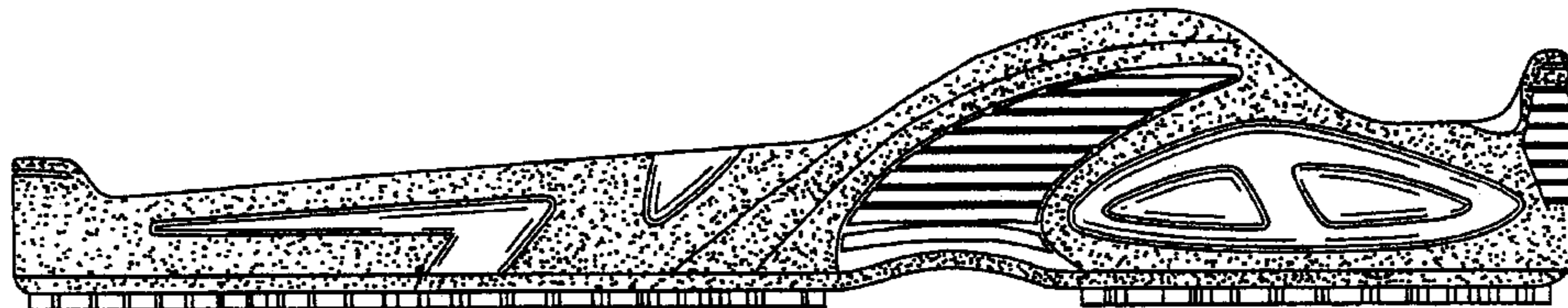
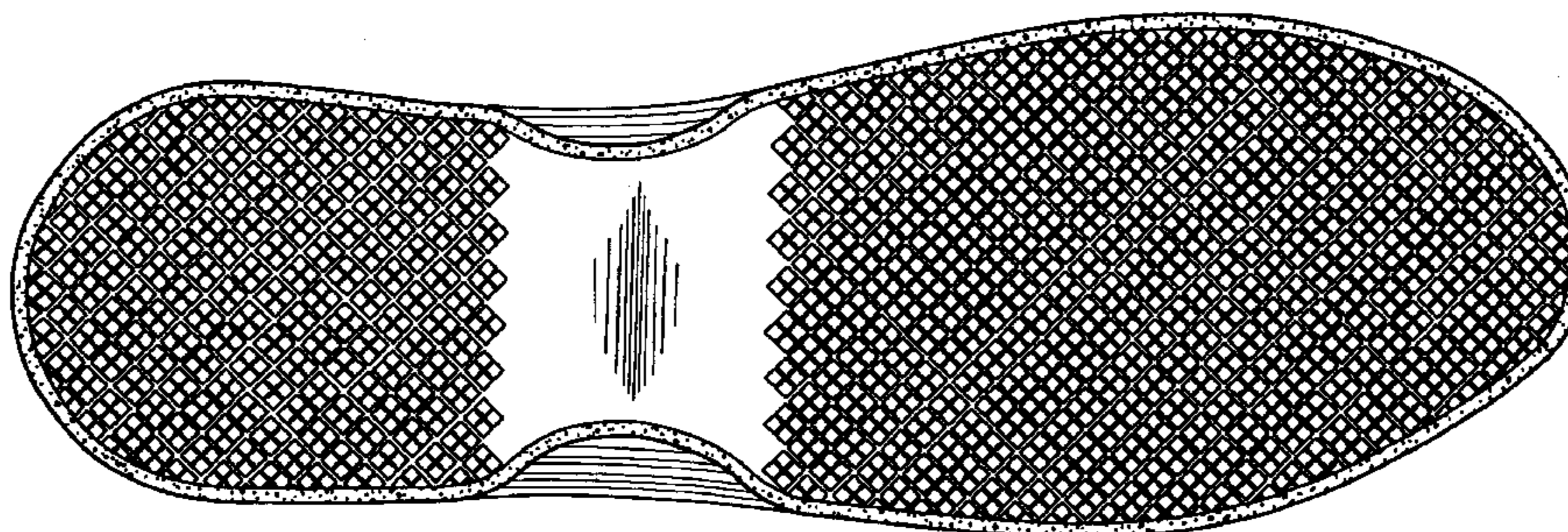
(57) **CLAIM**

The ornamental design for a slip resistant sole, as shown and described.

DESCRIPTION

FIG. 1 is a bottom plan view of a slip resistant sole showing my new design;
FIG. 2 is a top plan view thereof;
FIG. 3 is a front view thereof;
FIG. 4 is a rear view thereof;
FIG. 5 is a right side view thereof; and,
FIG. 6 is a left side view thereof.
The broken lines shown in FIG. 2 illustrate the portions of the design that form no part of the claim.

1 Claim, 2 Drawing Sheets



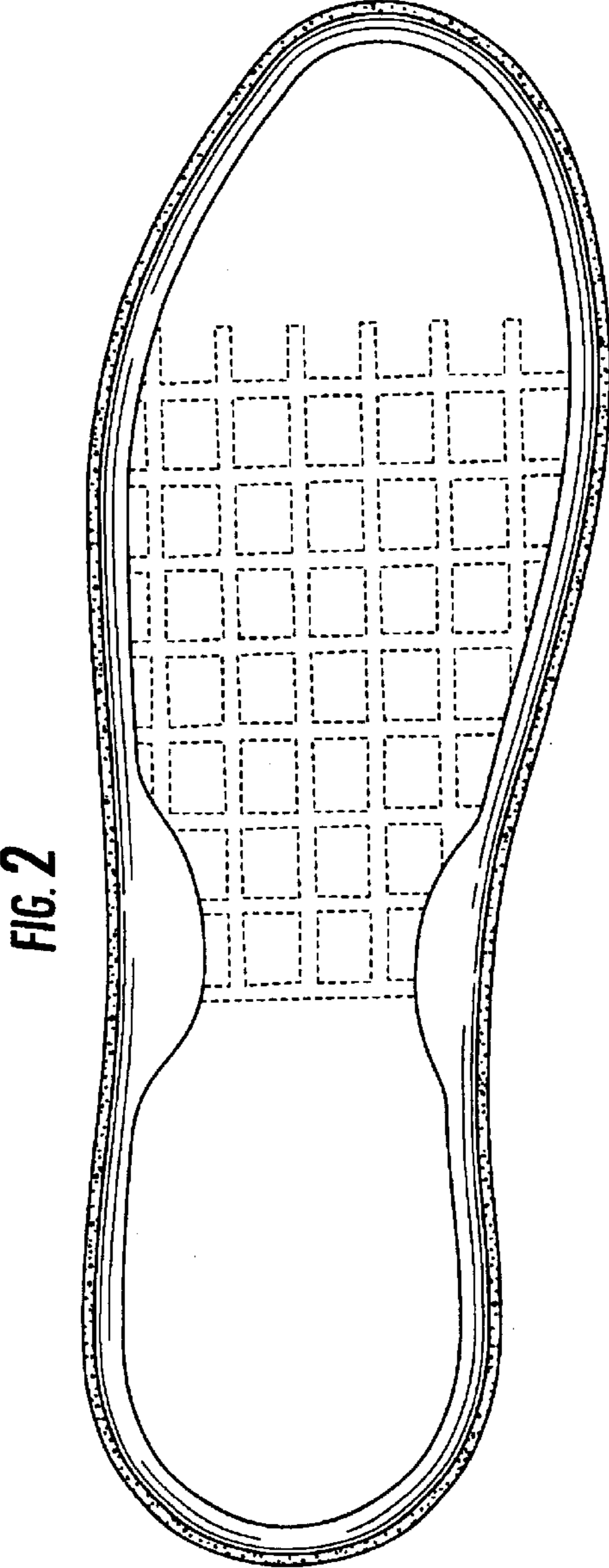
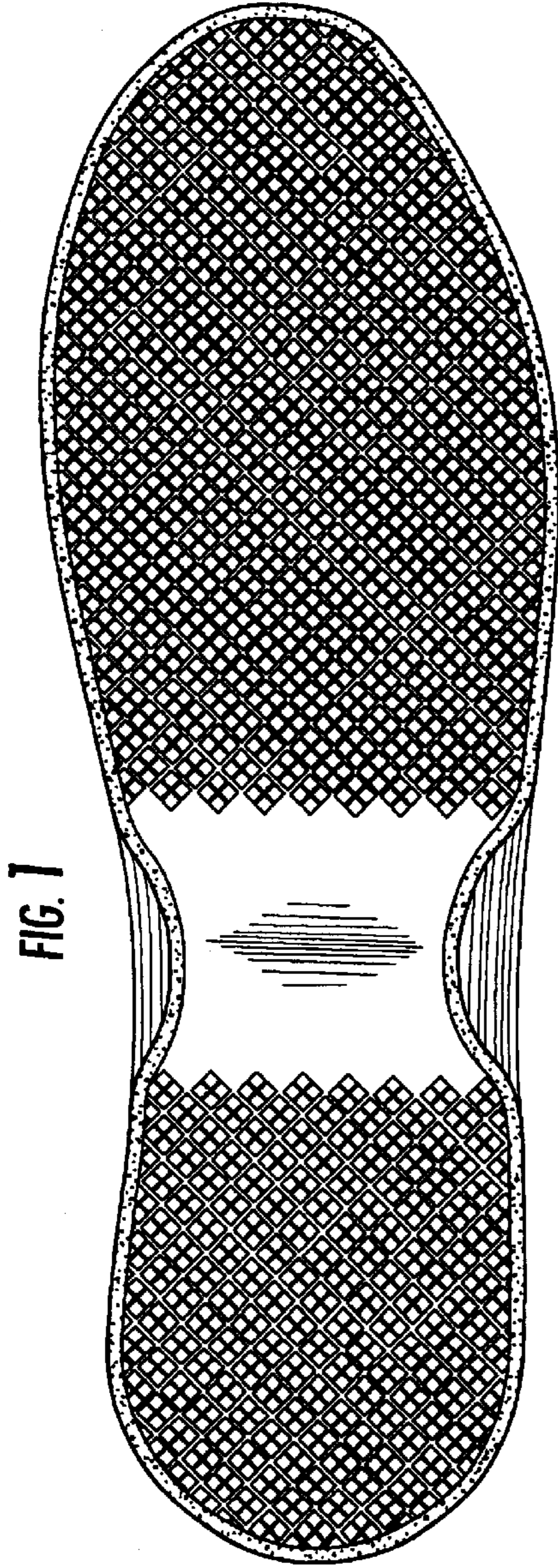


FIG. 3

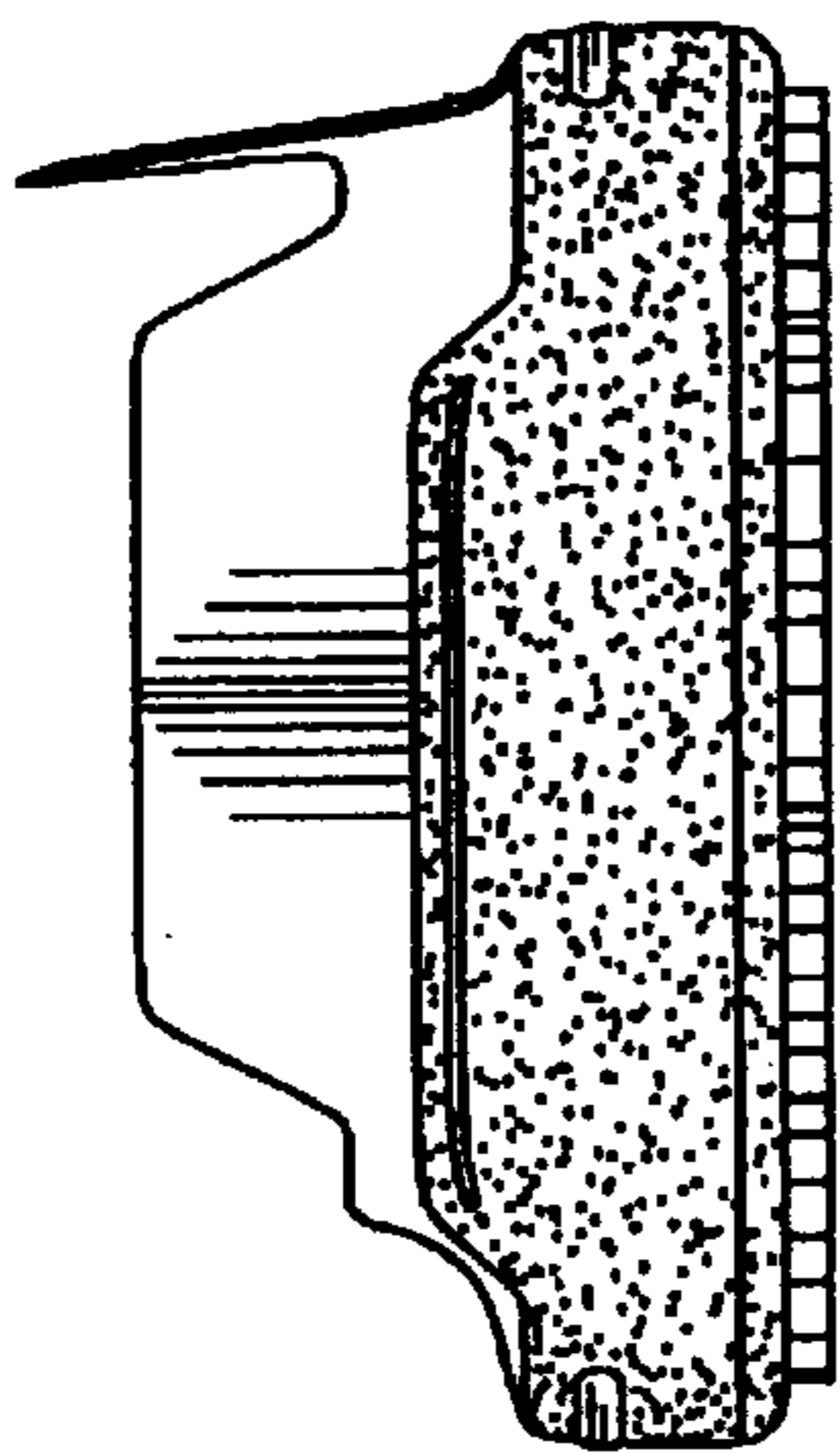


FIG. 4

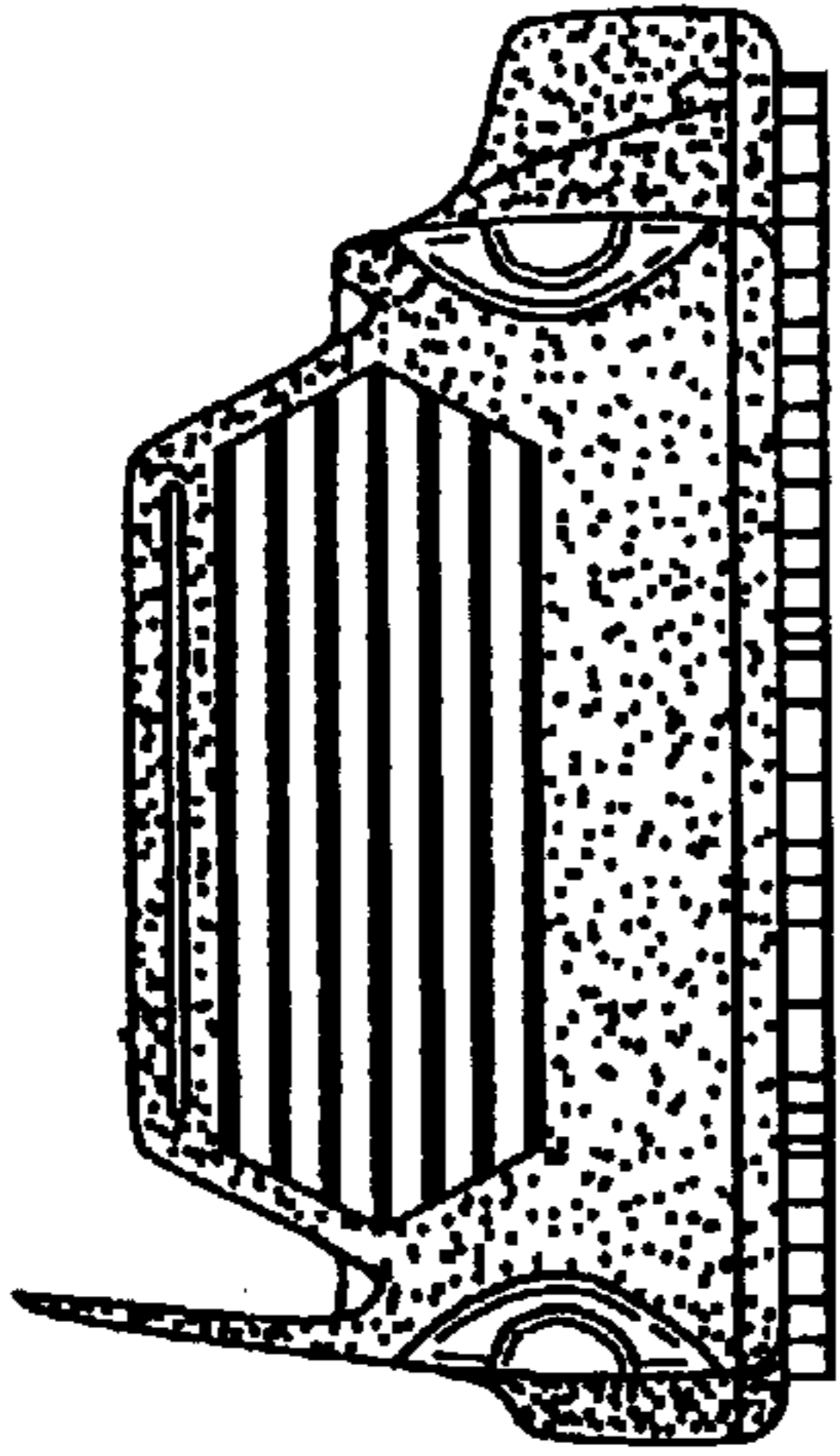


FIG. 5

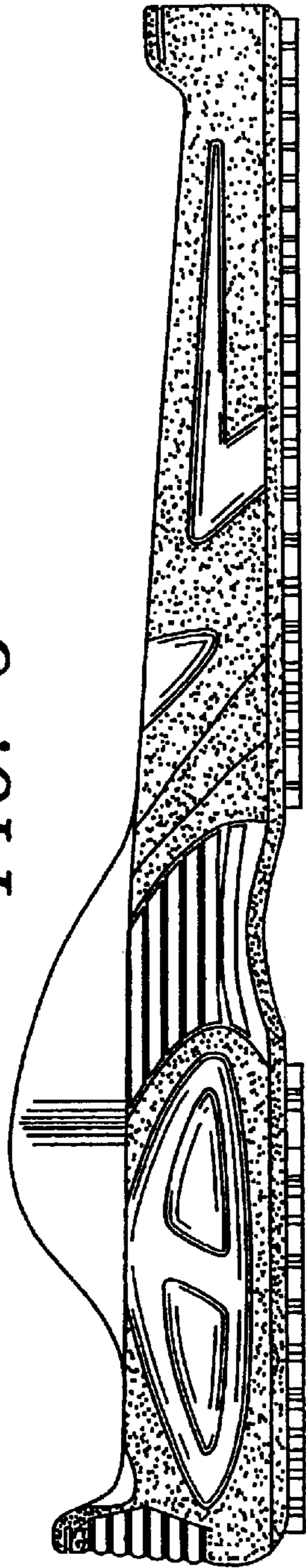


FIG. 6

